

Notice of Public Meeting

Board of Museums and History

Wednesday, April 8, 2015
9:00 a.m.

Meeting Location

Nevada State Museum
600 N. Carson Street
Carson City, NV 89701

Site is open and accessible to the public **

- Action may be taken on those items denoted "Action".
 - Items on this agenda may be taken in a different order than listed.
 - Two or more agenda items may be combined for consideration.
 - An item may be removed from this agenda or discussion relating to an item on this agenda may be delayed at any time.
 - Public comment will be allowed after discussion of each action item on the agenda but before voting on the item. Because of time considerations, the period for public comment may be limited to 3 minutes at the discretion of the chair, and speakers are urged to avoid repetition of comments made by previous speakers.
 - Meetings are audio-recorded and transcribed as part of the public record. Speakers are asked to identify themselves before speaking.
-

1. CALL TO ORDER AND CONFIRMATION THAT THE MEETING WAS PROPERLY POSTED

2. ROLL CALL AND DETERMINATION OF QUORUM

3. PUBLIC COMMENT

Public comment is welcomed by the Board. A period of public comment will be allowed after discussion of each action item on the agenda, but before voting on the item. Because of time considerations, the period for public comment by each speaker may be limited to 3 minutes at the discretion of the Chair, and speakers are urged to avoid repetition of comments made by previous speakers.

4. ACCEPTANCE OF MINUTES (For Possible Action)

A. December 12, 2014

5. CALENDAR FOR NEXT MEETINGS (For Possible Action)

- A. June 19, 2015, 9:30am, Nevada State Museum, Las Vegas *(consider venue change)
- B. September 2015 – consideration of date and venue

6. NOMINATIONS TO THE NATIONAL AND STATE REGISTERS OF HISTORIC PLACES

(For Possible Action)

- A. State Register of Historic Places
 - 1. Colcord House, County of Carson City, Carson City
- B. National Register of Historic Places
 - 1. Nevada State Prison, County of Carson City, Carson City

7. AGENCY REPORTS

- A. Department of Tourism & Cultural Affairs – Claudia Vecchio, Director **(Information and Discussion)**
- B. State Historic Preservation Office – Rebecca Palmer, SHPO **(Information and Discussion)**
- C. Division of Museums and History - Peter Barton, Administrator **(Information, Discussion and Possible Action)**
 - 1. Legislative report; on bills related to or having a possible impact on, the Division: AB15, AB50, AB104, AB122, AB194, AB236, AB377, SB20, SB63, SB166, SB308, and SB506. Board may act to take an official position on one or more, or none of these bills.
 - 2. Museum Day at the Legislature, Thursday, April 9.
 - 3. Exhibit opening & reception for the late Senator William J. Raggio, Thursday, April 9, 2015, 5:00p-7:30p, Nevada State Museum, Carson City.
 - 4. Review of Division strategic priorities
 - 5. Legislative audit update
 - 6. Personnel report
- D. Public Relations report – Felicia Archer, PIO **(Information and Discussion)**
- E. Board Reports – Museums **(For Possible Action)**
 - 1. Nevada Historical Society, Reno
 - a) Update on publication schedule and matters related to the *Quarterly*. (Included in agency report.)
 - b) Report on OSHA violation: 3/3/2015 – compact storage mechanical failure related to safety. (Included in Agency report.)
 - c) Review and possible action on a request of the Nevada Historical Society to participate in the month-long Artown Reno program, July 2015. The action would waive admission fees for program participants under certain conditions, on certain days.
 - d) Review and possible action on a proposed interlocal contract between the Board of Museums and History and the Nevada Arts Council for a collaborative exhibit on the subject of Basque arborglyphs to be produced by the Nevada Historical Society as a traveling exhibition.
 - 2. Nevada State Museum, Carson City
 - a) Consideration of payment to part-time Security Officer Kevin Floyd for insurance deductible (\$500) cost. Employee was involved in an accident with his personal vehicle when a tree fell on his vehicle as he was responding to an after-hours alarm at the Nevada State Museum at approximately 1:00a on November 29, 2014.
 - 3. Nevada State Railroad Museum – Carson City
 - a) Request to deaccession item RM-5359-G-001, a modern and inauthentic lamp/lantern labeled "Pullman Silver Palace Car Co. Recommended to transfer to the Nevada State Railroad Museum, Boulder City where it will be used as an office furnishing. This object should never have been accessioned as it is a reproduction.
 - 4. Nevada State Railroad Museum – Boulder City

5. Nevada State Railroad Museum – East Ely Depot
 - a) Report on status of interlocal contract for joint operations, ticketing and revenue sharing with the White Pine Historical Railroad Foundation.
6. Lost City Museum, Overton
 - a) Report on SPWD Project 13-S04(g) adobe maintenance.
7. Nevada State Museum, Las Vegas
 - a) Review and possible action concerning the real property located at 711 South Seventh Street, Las Vegas, donated to the museum, without prior knowledge in the Will of Jacqueline Shuffield dated September 20, 1990. State Lands provided an estimate of probable value (not a formal appraisal) of \$55,000. Board Chair visited property and documented condition with new photos; letter from DAG to LoPresti legal counsel, March 6, 2015.
 - b) Review and possible action concerning a donor-imposed restriction on a Deed of Gift for the “Greeno” collection. The restriction would preclude disposition of any materials in the collection until January 1, 2026.
 - c) Review and possible action concerning a donor-imposed restriction on a Deed of Gift for the “Wichinsky” collection. The restriction would prohibit publication, commercial or other monetization of the gifted materials, allowing for research purposes only. This is a significant collection of gaming equipment and company records.
 - d) Review and possible action concerning a donor-imposed restriction on a Deed of Gift for the “Rudiak” collection, limiting use of the collection to study and research. The collection consists of documents some containing copyright not held by the donor.

8. NATIONAL HISTORY RELEVANCE CAMPAIGN – Peter Barton, Administrator (For Possible Action)

- A. The State Historic Administrators (SHAM) has crafted a “Value of History” statement and has asked that the administrative arm or Board of each State’s historical society/museum review and consider officially endorsing the statement. As of late March, 32 States have done so. Next action by SHAM will be to seek endorsement from the National Governor’s Association (NGA).

9. COLLECTIONS SUBCOMMITTEE – Bob Stoldal, Chair (For Possible Action)

- A. Presentation of subcommittee report based on site visits in December 2014 and January 2015 and subsequent subcommittee meeting held on March 11, 2015 in Carson City. Possible action on recommendations of the report.

10. FINANCE COMMITTEE – Bob Ostrovsky, Chair (For Possible Action)

- A. Present most recent reports (November, December 2014 & January, February 2015) on Morgan Stanley Investments and Treasurer’s Accounts **(For Possible Action)**
- B. Recommendation to add Bahl & Gaynor Investment Counsel (in lieu of Brandes International) as the third investment fund manager per requirements of the Board Investment policy. **(For Possible Action)**
- C. Development of SFY 2016 Museum Dedicated Trust Fund budgets; establish meeting date & time for Finance Committee meeting to review budgets. **(For Possible Action)**

11. MUSEUM STORE REPORT – Pete Dubé, Chair (For Possible Action)

- A. Report on possible RFP to replace existing point-of-sale (POS) systems, Division-wide, as recommended by independent auditor in his letter to the Board dated October 27, 2014, item number 4.

12. CONSIDERATION FOR A BOARD PLANNING MEETING OUTSIDE THE QUARTERLY MEETING (For Possible Action)

- B. Update on possible meeting in 2015.

13. NEVADA CULTURAL AFFAIRS FOUNDATION – Bob Ostrovsky, Chair (Information and Discussion)

14. PRIVATE FUNDS BUDGETS ADJUSTMENTS (CURRENT YEAR) (For Possible Action)

A. Changes approved by the Division Administrator (informational only)

1. Change to increase authority in Budget Account 5033, RGL 4251, "Gifts and Donations" by \$500 to a revised authority of \$500. This reflects an unrestricted donation from Steve Kaplan to the Division in December 2014. This amount is to be offset in category 35, "Administration" by the amount of the increase, \$500.
2. Change to increase expenditure authority in Budget Account 5036, category 47, "Docent Expenditures" by \$1,255 to an adjusted authority of \$2,310. This is necessary to cover insurance costs for new and increased docent activity. Revenue to be realized from category 86, "Reserve" which is decreased by the amount of the adjusted authority, \$1,255.

B. Changes requested from the Board over \$5,000.

1. Request to increase authority in Budget Account 5036, RGL 3578 "Federal BLM Cooperative Agreement" by \$93,941 to an adjusted authority of \$178,526. These are additional BLM funds provided for services, not anticipated at the start of the fiscal year. These are offset in category 20, "Federal BLM Grant" which is adjusted to an authority of \$178,526.
2. Request to increase authority in Budget Account 5036 in four RGL's:
 - RGL 3801 "Facility Charges" increased by \$400 to an adjusted authority of \$1,000
 - RGL 3871 Anthropology Fees increased by \$10,921 to an adjusted authority of \$35,000
 - RGL 3872 "Coin Press Revenue" increased by \$22,605 to an adjusted authority of \$95,000
 - RGL 4251 "Gifts and Donations" increased by \$1,789 to an adjusted authority of \$5,000

These increases reflect additional activity in various program areas at the Nevada State Museum. To be offset by an increase in category 86 "Reserve" of \$35,715 to an adjusted authority of \$77,398.

3. Request to increase expenditure authority in Budget Account 5036, category 45 "History" by \$17,000 to an adjusted authority of \$19,540. This is necessary to pay for a portion on unanticipated costs to move collections from sub-standard conditions at the facility known as "NDOT." Offset by a reduction to category 86 "Reserve" by a like amount, \$17,000.

C. Restricted Funds/Donations Received:

1. Discussion and action on request to accept restricted funds in the amount of \$2,000 from Louise Inman for the Nevada State Museum's Inman Fund (2/4/2015). These funds will be held in the State Treasurer's Office under B/A 5036, Category 55, GL 3621.
2. Discussion and action on request to accept restricted funds in the amount of \$2,000 from Louise Inman for the Nevada State Museum's Inman Fund (2/11/2015). These funds will be held in the State Treasurer's Office under B/A 5036, Category 55, GL 3621.
3. Discussion and action on request to accept restricted funds in the amount of \$10,000 from Louise Inman for the Nevada State Museum's Inman Fund (1/21/2015). These funds will be held in the State Treasurer's Office under B/A 5036, Category 55, GL 3621.
4. Discussion and action on request to accept restricted funds in the amount of \$2,500 from Louise Inman for the Nevada State Museum's A/V Improvement Fund (12/2/2014). These funds will be held in the State Treasurer's Office under B/A 5036, Category 55, GL 3621.
5. Discussion and action on request to accept restricted funds in the amount of \$3,000 from Joan Lapan to establish a Children's Programming Fund at the Nevada State Museum, Las Vegas. These funds will be held in the State Treasurer's Office under B/A 5039, Category 55, GL 3906.
6. Discussion and action on request to accept restricted funds in the amount of \$3,000 from Robert "Bob" Stoldal for the Nevada State Museum, Las Vegas, Collection Development Fund. These funds will be held in the State Treasurer's Office under B/A 5039, Category 55, GL 3902.
7. Discussion and action on request to accept restricted funds in the amount of \$5,500 from the Lee Mortensen Trust for the Nevada Historical Society, Mortensen Collection Fund. These funds will be held in the State Treasurer's Office and expended out of B/A 5035, Category 55, GL 3514.

15. PUBLIC COMMENT AND DISCUSSION

Public comment is welcomed by the Board. A period of public comment will be allowed after discussion of each action item on the agenda, but before voting on the item. Because of time considerations, the period for public comment by each speaker may be limited to 3 minutes at the discretion of the Chair, and speakers are urged to avoid repetition of comments made by previous speakers.

16. BOARD MEMBER COMMENT ON NON-AGENDIZED ITEMS

17. FUTURE AGENDA ITEMS

18. ADJOURNMENT

AGENDA POSTING LOCATIONS

<http://museums.nevadaculture.org>

NEVADA DIVISION OF MUSEUMS & HISTORY, 401 N. Carson Street, Carson City, Nevada
STATE HISTORIC PRESERVATION OFFICE, 901 South Stewart Street, Carson City
EAST ELY RAILROAD DEPOT MUSEUM, 1100 Avenue A, Ely, Nevada
NEVADA HISTORICAL SOCIETY, 1650 North Virginia Street, Reno, Nevada
NEVADA STATE MUSEUM LAS VEGAS, 309 S. Valley View Blvd., Las Vegas, Nevada
LOST CITY MUSEUM, 721 South Highway 169, Overton, Nevada
NEVADA STATE MUSEUM, 600 North Carson Street, Carson City, Nevada
NEVADA STATE RAILROAD MUSEUM, 2180 S. Carson Street, Carson City, Nevada
NEVADA STATE RAILROAD MUSEUM, 600 Yucca Street, Boulder City, Nevada

The public may acquire this agenda and supporting materials, pursuant to NRS 241.020(2) by contacting Deborah Rabe, Administrative Assistant III, Division of Museums and History, (775) 687-0630 or via email to drabe@nevadaculture.org. Supporting documents are available from the Nevada Division of Museums and History at 401 N. Carson Street, Carson City, Nevada 89701.

**** We are pleased to make reasonable accommodations for members of the public who are disabled and wish to attend the meeting. If special arrangements are necessary, please contact the Nevada Division of Museums and History by calling (775) 687- 0630 at least two days in advance of the meeting.**

Meeting Summary

BOARD OF MUSEUMS AND HISTORY December 12, 2014

Location

Nevada State Museum, Las Vegas
309 S. Valley View Blvd.
Las Vegas, NV 89107

BOARD MEMBERS PRESENT

Robert Stoldal, Chairman
Alicia Barber
Renee Diamond
Pete Dubé
Doris Dwyer
Kara Kelley
Daniel Markoff
Robert Ostrovsky
Janice Pine

BOARD MEMBERS EXCUSED

Sarah Cowie

DEPARTMENT OF CULTURAL AFFAIRS STAFF PRESENT

Claudia Vecchio, Director, Department of Tourism and Cultural Affairs - via teleconference
Peter Barton, Administrator, Division of Museums and History
Samantha Robinson, Historic Preservation Specialist II, State Historic Preservation Office
Sarah Bradley, Deputy Attorney General, Attorney General's Office
James Barmore, Director, Nevada State Museum, Carson City – via teleconference
Dennis McBride, Director, Nevada State Museum, Las Vegas
Jerrie Clarke, Director, Lost City Museum
Greg Corbin, Director, Nevada State Railroad Museum, Carson City – via teleconference
Wendell Huffman, Curator, Nevada State Railroad Museum, Carson City – via teleconference
Carrie Edlefsen, Administrative Services Officer II, Division of Museums and History
Kate Hemingway, Administrative Assistant III, Nevada State Railroad Museum, Boulder City
Lauri Brown, Administrative Assistant IV, Division of Museums and History

GUESTS IN ATTENDANCE

Mark Bassett, Nevada Northern Railway – McGill Depot, McGill, White Pine County, Nevada
Joan Bassett, Nevada Northern Railway – McGill Depot, McGill, White Pine County, Nevada
Stanton Wilkerson, Harrison House, Las Vegas, Clark County, Nevada
Katherine Duncan, Harrison House, Las Vegas, Clark County, Nevada
Katie Horn, Las Vegas Valley Water District
F. Andrew Taylor, Las Vegas Review Journal
Joe Thomson, Volunteer, Nevada State Museum, Las Vegas

-
1. The Chair called the meeting to order at 9:30am and confirmed a quorum was present and the meeting posted in accordance with NRS 241. (1,2)

2. The Board adopted the meeting minutes of the September 12, 2014 meeting. Pete Dubé made the motion, seconded by Janice Pine and approved without dissent. (4)
3. The Board adopted the meeting minutes from the October 6, 2014 meeting. Dr. Doris Dwyer made the motion, seconded by Pete Dubé and approved without dissent. (4)
4. The Board approved holding the June quarterly meeting on Friday, June 19, 2015 at the Nevada State Museum, Las Vegas. Motion by Pete Dubé, second by Janice Pine and approved without dissent. (5)
5. The Board considered the application of the McGill Depot to the National Register of Historic Places. Dan Markoff moved approval, Janice Pine seconded the motion and it passed without dissent. (6B1)
6. The Board considered and approved the nomination of Harrison's Guest House, Las Vegas to the National Register of Historic Places. Renee Diamond moved approval, seconded by Pete Dubé and the motion passed without dissent. (6B2)
7. The Board heard an extensive report on matters of the Department of Tourism and Cultural Affairs, presented by Director Claudia Vecchio. (7A)
8. The Board heard a report from the State Historic Preservation Officer, Rebecca Palmer. Included was a discussion on the future of the closed Nevada State Prison. (7B)
9. Museum's Administrator Barton gave a report on the State budget submission, current year state budget shortfall and the status of the proposed Capital Improvement Program projects for the upcoming biennium. (7C)
10. The Board reviewed and approved the Interlocal contract by and between the State of Nevada and the Las Vegas Valley Water District governing joint operations of the State Museum and the Las Vegas Spring Preserve. Dan Markoff made a motion to approve the contract, Renee Diamond seconded and the motion passed without dissent. (7D)
11. The Board reviewed the draft strategic planning document for the Division and a lengthy discussion ensued on the intent, purpose and intended distribution of the plan. It was decided the Board members would continue to review the draft document and submit comments directly to the Division Administrator not later than January 9, 2015. Further discussion at a Board planning meeting was thought to be beneficial. (7C)
12. A report on an in-progress Legislative Audit was presented. (7C)
13. Statistical reports on museum attendance through Fiscal Year 2014 (June 30, 2014) were presented and discussed. Staff to follow-up and present to the Board the statistical performance measures and methodology for calculating performance measures. This to provide a more complete and accurate picture of how museums are attracting visitors. (7C)
14. Kara Kelley provided a report on the closing events of the Nevada Sesquicentennial. The post NV 150 exhibit, to be placed in the Legislature, the Grant Sawyer building and ultimately the State Capitol was discussed as was the transfer of fiscal assets of the NV 150 Foundation and on-going license plate sales.
15. Director Jim Barmore reported on two critical issues facing the Nevada State Museum: 1) lack of staff to provide and maintain critical public services and, 2) a critical lack of collection storage space that is safe, secure and meets minimum standards as required. Much information was shared in regard to the latter and ultimately the Chair appointed a working subcommittee to study the collection storage crisis at NSM and review the situation Division-wide. The subcommittee includes Chair Stoldal, and members Dr. Alicia Barber and Dr. Doris Dwyer. Independently over the coming weeks they will visit NSM and the subcommittee will prepare a report for the full Board for the April 2015 meeting. (7D)
16. NSRM-CC Director Greg Corbin spoke on the matter of stabilizing and possible restoration of V&T Coach #17, a report being included in the supporting documents. Discussion ensued on likely costs; staff did not have sufficient data to propose a project

cost but thought it to be under \$5,000 in which case the Administrator could approve such a request. Discussion held on possible sources of larger funding, should a full-restoration of the car be deemed appropriate and possible. The Union Pacific RR Foundation was specifically cited. (7D)

17. The Board moved to approve the deaccession of a passenger car lavatory not appropriate to NSRM collections. Renee Diamond made the motion, seconded by Kara Kelley and approved without dissent. (7D)
18. Kate Hemmingway presented the Boulder City RR report, noting great success in the experiment with on-line ticket sales. Ms. Hemmingway also updated the situation with the Boulder By-Pass project and economic development efforts in Boulder City. (7D)
19. Director Clarke of Lost City spoke to the loss of organized school visits to the museum, this attributed largely to the cost of transportation. After much discussion, this item was to be revisited during the planned off-site Board planning meeting. (7D)
20. Dan Markoff moved and Janice Pine seconded a request to deaccession three items from the Lost City collections. These were firearms and related materials deemed inappropriate for LCM collections. The motion was approved without dissent. (7D)
21. Considerable discussion was pursued on the matter of the Sheffield LoPresti Trust and real property listed in the Trust for the Nevada State Museum, Las Vegas. State Lands provided an informal appraisal of \$55,000 for the property based on a summer 2014 visit of the property. The property appears to be vacant. Discussion on appropriate next steps was pursued with the Deputy Attorney General Sarah Bradley. Robert Ostrovsky moved to advise the Trust counsel that the Board will not waive its future interest, and that based on his prior assertions that she wasn't living there, that the Board further has concerns about whether or not she's meeting her obligation under the Trust agreement, and would you please advise. Member Markoff seconded and the motion was approved without dissent. (7D)
22. Discussion of reallocation of investment funds, based on recommendations of the fund counsel, Morgan Stanley, was discussed. Member Dubé motioned to move the Brandes funds into Federated, and then the minimum \$50,000 cash, and move the balance of that into Federated. Member Pine seconded. The motion passed without dissent. (8)
23. The 2014 Independent Audit report of the Museum Dedicated Trust Funds was presented to the Board. Member Ostrovsky asked that the minutes reflect that the report was presented to the Board and to the State in the appropriate and required timeframe. (8)
24. The Board adopted Investment Policy mandates at least three fund managers and action taken previously in this meeting would reduce the number of managers to two, violating the Board policy. Member Dubé, on advice of counsel motioned to rescind the prior action to move funds out of Brandes. Member Pine seconded and the motion was approved. (8)
25. Member Dubé made a motion to move cash in excess of \$50,000 into the Federated account as per recommendation of the fund manager. Member Janice Pine seconded and the motion carried. Finance subcommittee chair Ostrovsky will report back at the April 2015 meeting with a recommendation for a third fund manager. (8)
26. In discussing updates to Board policies considerable discussion followed on the appropriate and best approach to keeping meeting records. Deputy Attorney General Bradley provided information relative to requirements for adopting minutes or meeting summaries. In general the Board prefers not to have to review and approve full meeting transcripts. Preparation of meeting summaries is both subjective and time-consuming for staff. Member Dubé made a motion to accept the policy governing the preparation and dissemination of reporting the minutes; that there will be a transcript and a summary

- that is voted on to comply with statutory requirements. Member Janice Pine seconded. The motion was tabled for further review. (10-1)
27. The Board accepted the policy on Private Funds Budgeting, Expenditures and General Control after edits were made. Member Pine motioned, member Dubé seconded and the motion passed. (10-2)
 28. Member Dubé motioned to approve, with text revisions, the Membership Policy, expended to consider staff of the Department of Tourism and Cultural Affairs as individual members of the museums, without the benefit of the *Quarterly* publication. Member Pine seconded the motion which was approved on a vote of the Board. (10-3)
 29. Member Dubé moved to approve the Open Meeting Law policy, members Kelley seconded and the vote was in the affirmative to accept. (10-4)
 30. Member Dubé moved to accept the Board Investment Policy as presented. Seconded by member Pine and approved without dissent. (10-5)
 31. Janice Pine moved to accept the Board Admission and Train Ride Policy as presented by staff. Member Renee Diamond made the second, and the motion carried. (10-6)
 32. Member Ostrovsky noted that due to the impending Legislative session, no further plans were made for a possible meeting of the Board dedicated to strategic and long-term planning. It was suggested this item remain on future agendas though not likely such a meeting could be scheduled prior to Fall 2015. (11)
 33. Member Dubé moved, seconded by member Kelley to accept a \$1,000 restricted donation from Patricia Tripple for the NV State Museum Textile Center. Approved without dissent. (13C1)
 34. Member Renee Diamond moved to accept \$5000 from the Reno Fiber Guild for the Nevada State Museum Textile Fund. Seconded by Kara Kelley and approved. (13C2)
 35. Member Janice Pine moved to accept \$5,000 from the Friends of the NV State Museum. Member Diamond seconded the motion which was approved. (13C3)
 36. Member Pete Dubé moved to accept \$600 in restricted funds for the Nevada Historical Society AGA fund. Seconded by member Janice Pine and approved. (13C4)
 37. No public comment was offered and the meeting was adjourned at 4:10pm. (14,17)

() = Reference to agenda item number for the December 12, 2014 meeting.

State Register of Historic Places

Colcord House, Carson City, Nevada

The Colcord House is significant under Criterion B in the area of Politics and Government for its association with Governor Roswell K. Colcord. Colcord was one of Nevada's prominent late-nineteenth century politicians, and its last Republican head of state before the Silver Party's rise to power in the state. He served as Nevada's seventh governor, a silver advocate, and one of the state's early Progressive Era reformers. While in office, Colcord promoted what became the ideals of the Progressive movement, including women's suffrage, limitations on the sale of alcohol, and establishment of a secret ballot. He also pressed for modest protections against the relatively unregulated railroad and real estate markets in Nevada. His tenure saw significant economic and social upheaval as a result of the silver-based panic of 1893. As a result of this, and the increasing power of the Silver Party in Nevada, he chose not to run for re-election in 1894.

The house is a Folk Victorian house with strong Italianate influences in its architecture, facing Telegraph Street to the south. It possesses strong integrity to the historic period on its north, east, and south elevations. Periodic additions to the west elevation, both historic and modern, are compatible and allow the house to reflect its period of significance during which Governor Colcord resided at the house.

Staff recommends listing.

Staff note:

Staff expects that a nomination for the Hotel Nevada in Ely to the National Register, and a nomination for the La Concha Hotel Lobby in Las Vegas to the State Register.

State Register Number:

Property Name:

NEVADA DEPARTMENT OF CULTURAL AFFAIRS
STATE HISTORIC PRESERVATION OFFICE
901 S. STEWART STREET
CARSON CITY, NEVADA 89701

Rev. 9/2014

NEVADA REGISTER OF HISTORIC PLACES REGISTRATION FORM

1. NAME OF PROPERTY

Historic name: Colcord, Gov. Roswell K., House

Other names: Bicknell, Charles, House

2. LOCATION

Street Address: 700 West Telegraph Street
City or Town: Carson City County: Carson City Zip: 89703
Original Location? ☒ Yes ☐ No. If no, date moved: _____

3. CLASSIFICATION

Ownership of Property: private

Category of Property: building

Number of Resources within Property

Buildings	<u>2</u>
Sites	<u> </u>
Structures	<u> </u>
Objects	<u> </u>
Total:	<u>2</u>

4. CERTIFICATION

A. BOARD OF MUSEUMS AND HISTORY

As the chair of the Nevada Museums and History Board, I hereby certify that this nomination meets the documentation standards for listing in the Nevada Register of Historic Places.

Signature of the Chair

Date

B. STATE HISTORIC PRESERVATION OFFICE

As the Nevada State Historic Preservation Officer, I hereby certify that this nomination meets the documentation standards for listing in the Nevada Register of Historic Places.

Signature of the State Historic Preservation Officer

Date

Property Name: Governor Colcord, Roswell K., House
State Register Number:

5. FUNCTION OR USE

Historic Use: Domestic – Single Dwelling

Intermediate Function: Domestic – Single Dwelling

Current Function: Domestic – Single Dwelling

6. ELIGIBILITY CRITERIA (select one or more from instructions)

☐ **Criterion A** Property is associated with events or trends that have made a significant contribution to Nevada history.

☒ **Criterion B** Property is associated with the lives of persons significant to Nevada's past.

☐ **Criterion C** Property embodies the distinctive characteristics of a type, period, or method of construction significant to Nevada, or represents the work of a master, or possesses high artistic values, or represents a significant and distinguishable entity whose components lack individual distinction.

☐ **Criterion D** Property has yielded, or is likely to yield, information important to Nevada's prehistory or history.

7. STATEMENT OF SIGNIFICANCE

Areas of Significance Politics and Government

Period of Significance 1891-1939

Cultural Affiliation(s)

Significant Person(s) Governor Roswell K. Colcord

Architect/Builder(s)

Statement of Significance:

The Colcord House is significant under Criterion B in the area of Politics and Government for its association with Governor Roswell K. Colcord. Colcord was one of Nevada's prominent late-nineteenth century politicians, and its last Republican head of state before the Silver Party's rise to power in the state. He served as Nevada's seventh governor, a silver advocate, and one of the state's early Progressive Era reformers. While in office, Colcord promoted what became the ideals of the Progressive movement, including women's suffrage, limitations on the sale of alcohol, and establishment of a secret ballot. He also pressed for modest protections against the relatively unregulated railroad and real estate markets in Nevada. His tenure saw significant economic and social upheaval as a result of the silver-based panic of 1893. As a result of this, and the increasing power of the Silver Party in Nevada, he chose not to run for re-election in 1894.

Property Name: Governor Colcord, Roswell K., House
State Register Number:

Governor Roswell K. Colcord

Like many of Nevada's early residents, Roswell K. Colcord was born in the eastern United States in Searsport, Maine on April 25, 1839. He obtained an education in mining, after which he came west to California with his father in 1856. Before coming to Nevada, he was the manager for mines and mills at Bodie, California. Around 1860 he moved to Aurora, Nevada and then to Virginia City in 1863 where he became a successful mining engineer. On his birthday in 1868 he married Mary Francis Hopkins. They had three children, two of whom died of scarlet fever while on a ship traveling home from a family trip to Maine. He entered public service in 1889 as a state commissioner to the 1889 Paris Exposition.

In 1890 he secured the Republican nomination for Governor of Nevada and won the popular vote, campaigning on the Republican platform of free coinage of silver and the adoption of the Australian ballot.¹ Subsequently, he and his wife Mary and daughter Stella moved into the home at 700 West Telegraph Street in Carson City. Once in office, Colcord established a modestly Progressive agenda. Among his acts in office were social policies, including the outlawing of the sale of liquor in the Capital during legislative sessions, and the establishment of a State Board of Health. Initially, this Board provided oversight and state-wide planning support in meeting epidemics such as cholera, but struggled due to lack of funding.² The Board continues to operate, albeit with a broader mission in Nevada's administration.

Colcord also became the first of Nevada's governors to openly support and advocate for women's suffrage.³ As the National Suffrage Association prepared for its National-American Convention in 1893, they solicited letters from all territorial and state governors in support of women's suffrage. Colcord was one of the nine governors who responded in the affirmative, alongside other predominantly western governors from Wyoming, Colorado, South Dakota, Utah, North Dakota, Kansas, Alaska, and Michigan. Colcord continued to advocate while in office, including to his addresses to the state legislature.⁴

During his governorship, Colcord served as the University of Nevada's ex-officio regent and was a leading voice in establishing a mechanical engineering program at the school. Being a mechanical engineer himself, and a life-long mining entrepreneur, Colcord sought to provide opportunities for other Nevadans to learn about the skills needed for one of the state's most important economic sectors.⁵

Among Colcord's most notable contributions to Nevada's political system were the establishment of a secret ballot, as well as advocacy for a more open, participatory election process with barriers against corruption and intimidation. In his final speech to the legislature before leaving office, Colcord advocated for the adoption of the Australian ballot law, and a similar 1893 California statute, both of which became the model for the Purity of Elections law the legislature eventually

¹ *Appleton's Annual Cyclopedia and Register of Important Events*, (D. Appleton and Company, 1891), 592.

² Nancy Capace, *Encyclopedia of Nevada*, (Somerset Publishers, Inc., 2000), 98-99; S.L. Lee, *Report of the Board of Health for 1893-94*, 17th Session of the Legislature of the State of Nevada, Appendix to Journals of Senate and Assembly, (Carson City, NV, 1895).

³ Capace, 98-99.

⁴ Susan B. Anthony and Ida Husted Harper, eds., *The History of Women's Suffrage*, Vol. IV, (Rochester, NY: Susan B. Anthony, 1902; [transcribed by Richard J. Shiffer for Project Gutenberg],

<https://archive.org/stream/thehistoryofwoma29870gut/29870-8.txt>.

⁵ Wren, 339-340.

Property Name: Governor Colcord, Roswell K., House
State Register Number:

passed in that year.⁶ In that speech, Colcord stated that public opinion in Nevada and other states “condemns the notorious use of money in elections and insists on the wise enactment of laws to promote the purity of the ballot.”

Colcord also made efforts to reform the state’s economic policies, among them the establishment of a state Board of Equalization. In establishing the Board, Colcord sought to equalize the valuation of property throughout Nevada’s counties. Established by the legislature in 1891 at the governor’s request, the Board was charged with assessing the railroads throughout the state, and equalizing the valuation of taxable property each county. The comprehensive assessment strategy increased state revenues despite a decrease in the tax rate, but fell most heavily on railroad companies. As a result, railroad interests opposed the new practice, and successfully convinced the legislature to abolish the Board in 1893.⁷

This opposition signaled a shift in state politics that solidified silver as the primary issue for nearly every political candidate for the next decade. Although Republicans in Nevada and elsewhere in the west promoted silver, Republican President Grover Cleveland successfully reduced federal support for the silver industry while in office, contributing to a decline in popularity for the party in the west. In Nevada, voters in 1894 and beyond favored both the Democratic Party, and the newly established Silver Party. Nevada had seen economic decline for several years prior to Colcord’s election, as a result of declining output from the state’s silver mines. This was exacerbated by the Silver Panic of 1893, resulting in part from the British Parliament’s devaluation of silver. Despite enacting Progressive (or Populist) reforms, on the whole, Nevadans rejected the Republican Party in favor of Populist, and pro-silver, candidates by the early 1890s.⁸

Colcord presided over the state’s response to the Silver Panic of 1893, and the labor strife the event precipitated. The Panic of 1893 had a tremendous effect on Nevada’s silver-based economy. While Nevada’s production of silver remained strong into the 1890s, the subsequent drop in the value of silver contributed to the market crash in 1893. Amid the general depression, that same year railroad workers across the country went on strike in what is now known as the Pullman Strike, initiated at the Pullman railroad factory in Chicago. President Grover Cleveland sent federal troops to stations throughout the country to protect U.S. mail services, with support for this effort pledged by several states including Nevada. However, Gov. Colcord’s support of the President’s actions led to resentment from the growing Silver Party movement, who openly protested the deployment of federal troops in the state.⁹

Colcord decided not to run for a second term, in part because of the growing popularity of the Silver Party. Colcord deemed the party a “plot to destroy Nevada’s republicanism” and contended that it elected pro-railroad candidates under the guise of an anti-railroad ticket. The Pullman strikes of 1894 had left a bad lasting impression of railroad corporate interests, and Colcord saw the Silver Party as simply another way for railroads to promote their interests. The reality was more complex, as the Silver Party captured votes and positions from both the Democrats and the Republicans in the 1890s.¹⁰

⁶ Elmer Rusco, “Campaign Finance Reform in the Silver Era: A Puzzle,” *Nevada Historical Society Quarterly* 38, No. 3 (Fall 1995), 139-141.

⁷ Russell R. Elliot, *History of Nevada*, 2nd ed. (Lincoln: University of Nebraska Press, 1987), 187.

⁸ Elliot, 188.

⁹ Thomas Wren, *A History of the State of Nevada: Its Resources and People*, (New York & Chicago: The Lewis Publishing Co., 1904), 340; James W. Hulse, *The Silver State: Nevada’s Heritage Reinterpreted*, 3rd ed. (Reno & Las Vegas: University of Nevada Press, 2003), 152; Mary Ellen Glass, *Silver and Politics in the State of Nevada: 1892-1902*, (Reno: University of Nevada Press, 1969), 82.

¹⁰ Glass, 65-66.

Property Name: Governor Colcord, Roswell K., House
State Register Number:

After his one term of governorship, Colcord was appointed by President McKinley as Superintendent of the US Mint in Carson City, now the Nevada State Museum, a position he held until 1911. During his tenure at the Mint, coinage was not produced there, as it had been downgraded to an assay office, or a shipping point for bullion. Mary Colcord passed away after a long illness on December 24, 1923. Stella married Allan A. Stafford and moved to California. Colcord passed away October 30, 1939 at the age of 100. The family is buried at Lone Mountain Cemetery.¹¹

¹¹ "Roswell K. Colcord." Reno Evening Gazette, October 30, 1939, p. 4; Priest, Ellen Goodrich. Roswell Keyes Colcord, Nevada 7th Governor, Nevada Appeal, November 3, 1968, pp. 8, 11.

Property Name: Governor Colcord, Roswell K., House
State Register Number:

8. DESCRIPTION (select information that best describes exterior fabric, structural system, and roofing material)

Architectural Style or Type: Late Victorian / Victorian and Italianate

Materials Foundation: Stone / Sandstone
Walls: Wood / Weatherboard
Roof: Asphalt
Windows: Wood
Other: _____

Narrative Description:

The Governor Roswell K. Colcord House was initially built by Charles Bicknell in 1874. Incidentally, the home was built as a twin to the Thaxter home, located to the north fronting Spear Street. Thaxter and Bicknell married sisters and built them matching homes.¹²

The Colcord House is a single-story, Folk Victorian house with strong Italianate influences. The house has a T-shaped floor-plan, and intersecting gable roof with asphalt composition shingles. There is an intersecting gable projection facing east toward Elizabeth Street. The foundation is a mixture of local sandstone, possibly quarried at the nearby State Prison, as well as concrete block. Windows are generally tall, wooden sash or casement windows. The exterior is wooden dropboard siding. There are 3 chimneys which originally vented woodstoves - two of the chimneys are still functional for use with wood or vented gas stoves.

The south façade includes an Italianate porch with Victorian elements. The porch has a flat roof with a cornice, and square porch posts. It has a short rail with a lathe-turned, decorative balustrade. There is lattice covering the porch foundation.

The east elevation includes a prominent, Italianate bay window with a hipped roof on a projecting sandstone foundation. It features decorative paneling above and below the window, with wooden two-over-two, double hung sash windows. There are cast decorative ornaments above the bay in the gable. The northeast corner of the house between the intersecting gables features an enclosed porch addition, including large, paired wooden casement windows with three-by-five divided glazing.

The north elevation includes an enclosed porch added by the Colcords between 1890 and 1907.¹³ Following on the Italianate detailing of other portions of the house, the porch has vertical board half-wall and square posts. It includes paired, three-by-five wooden casement windows, with one pair on the east elevation and three pairs on the north elevation. The north gable end includes two two-over-two sash windows with Italianate pedimented surrounds.

By 1890, the Colcords added the south bedroom, as evidenced by a Sanborn insurance map drafted in that year. The addition has a mostly square footprint on a concrete block foundation, with Italianate design. It has a flat roof with a decorative cornice line. There is a two-over-two sash window on the east elevation and secondary entrance with concrete stoop on the south elevation. Both the door and the window have decorative Italianate brackets over them. This addition may have begun as an un-insulated summer kitchen and expanded into a finished bedroom at a later date. Copies of the *Ladies' Home Journal* addressed to Stella Colcord from 1895 used as

¹² 1885 Sanborn

¹³ Sanborn Insurance Maps, 1890 and 1907.

Property Name: Governor Colcord, Roswell K., House
State Register Number:

insulation were found in the walls in 1993 during restoration by the present owner. There is also another shed roof addition added prior to the 1990s that extends the southwest portion of the house.

The yard includes historic lilac bushes, 2 historic apple trees, and an historic pear tree. The lilac bush and an apple tree facing Elizabeth Street are seen in a pencil sketch of the property from 1885. There are additional trees of varying ages and sizes that provide additional shade to the lot.

The Colcord's made several additions onto the west elevation of the house. A 1907 Sanborn insurance map shows small utility or kitchen additions onto the east elevation. Most of these additions have been covered by compatible additions constructed after the period of significance. At some point after 1907, likely in the post-war period, a side-gabled cottage facing Mountain Street was added near the west elevation, with board and batten and dropboard siding, and an asphalt composition roof with minimal eaves. It has roof vents above the gable, and a red brick chimney near the north end of the roof crest. There are beige awnings covering the west elevation windows. It has since been connected to the main house via an addition.

The Colcords added a garage in the 1920's near the northwest corner of the property, with driveway access onto Mountain Street. It is a small front-gabled building constructed of corrugated metal with interior wood framing, and a small wooden bracket on the façade to house a light fixture, now removed. Sometime following the Second World War, the house was modified and subdivided into apartments.

Integrity

The Colcord House retains good overall integrity to the period of significance. Compatible additions are restricted to secondary elevations. On the historic portions of the house, the primary design elements, workmanship, and historic materials have been retained. Most of the windows retain their original materials and configuration, as well as the original glass, as evidenced by the visible rippling.

The interior also retains good integrity, despite the post-war apartment remodel. Most of the doors/door frames and window frames date to the period of significance, including the French doors to the front parlor. There is a picture rail in the front parlor, front bedroom and kitchen, although the ceiling was at some point dropped to make room for an HVAC system, so the picture rail is now at the ceiling. The flooring in the kitchen, front parlor, and front bedroom is the original heart pine, restored to its period finish. The original baseboards and moulding are present in the entry, front parlor, kitchen, front bedroom, and north bedroom. The north and south porches were restored to their original size and structure, having been cut off or deteriorated over the years. Historic photographs of the home were reviewed for accuracy. The front entry door is the original, with the original sidelights and transom. The dining room entry door is original as well, with original glass panels and transom.

Property Name: Governor Colcord, Roswell K., House
State Register Number:

9. MAJOR BIBLIOGRAPHICAL REFERENCES (include all sources of information)

Anthony, Susan B., and Ida Husted Harper, eds., *The History of Women's Suffrage*, Vol. IV. Rochester, NY: Susan B. Anthony, 1902; [transcribed by Richard J. Shiffer for Project Gutenberg], <https://archive.org/stream/thehistoryofwoma29870gut/29870-8.txt>.

Appleton's Annual Cyclopedia and Register of Important Events, D. Appleton and Company, 1891.

Nancy Capace, *Encyclopedia of Nevada*, Somerset Publishers, Inc., 2000.

Elliott, Russell R. *History of Nevada*, 2nd ed. Lincoln, University of Nebraska Press, 1987.

Glass, Mary Ellen. *Silver and Politics in Nevada: 1892-1902*. Reno: University of Nevada Press, 1969.

Hulse, James W. *The Silver State: Nevada's Heritage Reinterpreted*, 3rd ed. Reno & Las Vegas: University of Nevada Press, 2003.

Report of the Board of Health for 1893-94, by R.L. Lee. 17th Session of the Legislature of the State of Nevada, Appendix to Journals of Senate and Assembly, (Carson City, NV, 1895).

Rusco, Elmer R. "Campaign Finance Reform in the Silver Era: A Puzzle." *Nevada Historical Society Quarterly* 38, No. 3 (Fall 1995): 133-152.

Wren, Thomas. *A History of the State of Nevada, Its Resources and People*. New York: Lewis Publishing Company, 1904.

10. GEOGRAPHICAL DATA

Acreage of Property: .5 acre (approximately)

Verbal Boundary Description: The nominated parcel consists of Carson City Parcel #003-244-02. This includes the southern half of the block bounded by Telegraph Street to the south, Mountain Street to the west, Elizabeth Street to the east, and Spear Street to the north. The property sits at the NE corner of Mountain and Telegraph Streets.

Boundary Justification: The boundary includes the house, its additions, and surrounding lawn for the Gov. Colcord House.

Geographic Information (Use NAD 83 Meters): **add more points if necessary**
260464 mE 4338869 mN

Source and method of UTM's: captured in ArcMap 10.1 using NAD83 UTM Zone 11N datum & projection.

11. FORM PREPARED BY

Name/Title: Tina Hersey
Organization: _____

Property Name: Governor Colcord, Roswell K., House
State Register Number:

Address: 700 W. Telegraph Street
City or Town: Carson City **State:** NV **Zip:** 89703
Telephone Number: 775-671-2364 **E-mail:**
Date: 2/18/2015

12. ADDITIONAL REQUIREMENTS

Include the following items with your submission:

- ☒ **Photographs** (provide one or more photographs of the front elevation of the building, minimum size to be 5 inches by 7 inches (or digital JPEG or TIFF format files of 300 dpi or greater). Multiple photographs showing additional angles and views would be preferable. Include the name of the photographer, date of photograph and direction the camera was facing).
- ☐ **Floor Plan** (provide a line drawing of the floor plan of the building, if possible).
- ☒ **USGS Map** (provide a scale section of a USGS 7.5-minute quadrangle or current city street map with the property marked).
- ☒ **Site Map** (provide a site map that locates all properties being nominated and shows their relationship to one another).

Colcord House - Nevada SRHP Site Map



Author: NVSHPO
Date: 2-26-2015
Datum/Projection: NAD 83, UTM Zone 11N

0 5 10 20
Meters



Colcord House - Nevada SRHP Site Map



Author: NVSHPO
Date: 2-26-2015
Datum/Projection: NAD 83, UTM Zone 11N

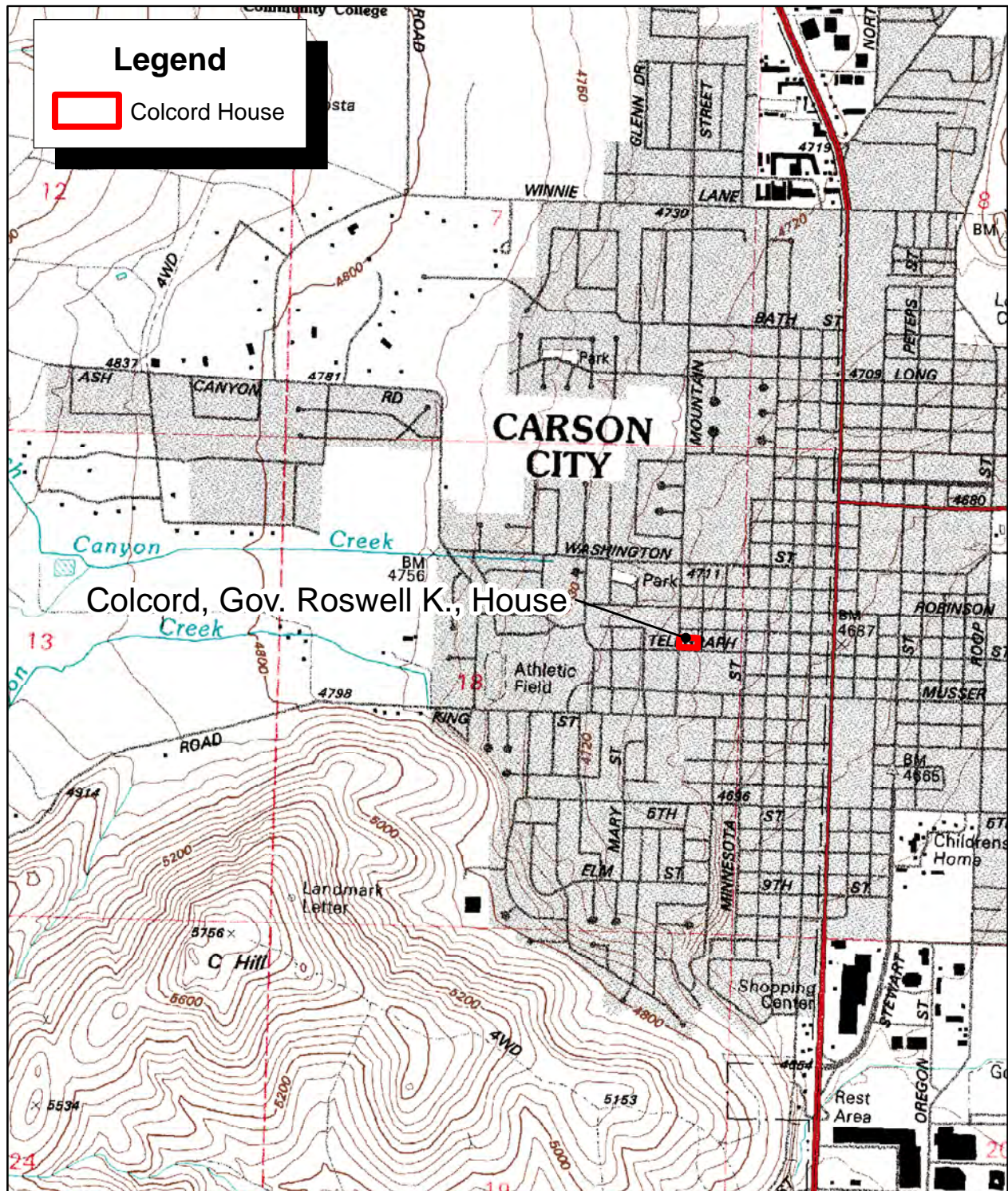
0 5 10 20
Meters



Colcord House - Nevada SRHP

Quadrangle Map


Carson City Quadrangle




Author: NVSHPO
Date: 2-26-2015
Datum/Projection: NAD 83, UTM Zone 11N

0 0.25 0.5 1 Miles





RESIDENCES OF MESSRS CHAS. F. BICKNELL AND GEO. C. THAXTER,
CARSON, NEV.



Chas. F. Bicknell



Geo. C. Thaxter
mess, being a partner in the Grandbank Mill Company.



At the Mid-Winter Fair in San Francisco on "Nevada Day" in 1894 were from left, ex-governor Blasdel, Governor Colcord, and ex-governor Kinkead.



James Gov. Colcord, James Gov. Colcord, Gov. Bayle, James Gov. Colcord, James Gov. Adams.



Colcord Family, sitting east of 1895 addition, date unknown.

1895 Addition, looking NW





North Elevation, looking southwest.



Photo of front of house, taken from the SE corner of the lot facing NW.



Photo of front of house, taken from the south center of the lot facing W.



East elevation, bay window, looking west.



1920s Garage, Looking northeast.

BOARD OF MUSEUMS & HISTORY MEETING
APRIL 8, 2015

State Historic Preservation Office (SHPO)
Staff Recommendations

National Register of Historic Places

Nevada State Prison, Carson City, Nevada

The Nevada State Prison is being nominated under Criterion A, in the Area of Politics and Government for its association with Nevada's state administration in twentieth century, specifically, its adoption and refinement of prison reforms in the twentieth century. The Nevada State Prison (NSP) campus includes a complex of stone and concrete buildings south of Fifth Street in Carson City, built along the northwest slope of a hillock overlooking Eagle Valley to the northwest. Most buildings are made of Quarry sandstone, but there are newer concrete and steel buildings mixed in. The southern edge of the main complex is defined by a rock Quarry wall of up to twenty feet, topped by a double-run of chain link fence marking the outer boundary of the prison grounds. West of the main cluster of administrative and cell block buildings is a landscaped area with a small cluster of housing for prison staff.

The Nevada State Prison (NSP) represents Nevada's implementation of rehabilitative methods of penology by 1920, and the refining of those practices after the Second World War. The period of significance begins in 1920, the year in which the state began a massive reconstruction of the prison to establish a rehabilitative campus. The period closes in 1967 with the transition from those rehabilitative methods of corrections to contemporary, security-based modes of prison administration. During that period, prison administrators created a built environment that emphasized the treatment of prisoners as patients who could be rehabilitated through labor. Prisoners constructed most of the buildings and quarried and cut the raw stone used to build them. In 1967, the administration of the prison, and the treatment of its prisoners, changed dramatically towards a system that emphasized security and control rather than rehabilitation, leading into the contemporary age of prison management in the United States.

Period of Significance: After careful consideration, the period of significance for the prison has been limited to include that part of the historic period for which there are still extant resources with integrity. Unfortunately, nearly all potential resources related to the nineteenth century operation of the prison were demolished during a massive building campaign in the 1920s. As a result, the period of significance reflects the beginning of this redevelopment in 1920 through 1967, when widespread rehabilitative practices at the prison ended amid shifts toward more security and control-based methods of corrections.

Staff recommends listing.

United States Department of the Interior
National Park Service**National Register of Historic Places Registration Form**

This form is for use in nominating or requesting determinations for individual properties and districts. See instructions in National Register Bulletin, *How to Complete the National Register of Historic Places Registration Form*. If any item does not apply to the property being documented, enter "N/A" for "not applicable." For functions, architectural classification, materials, and areas of significance, enter only categories and subcategories from the instructions.

1. Name of PropertyHistoric name: Nevada State PrisonOther names/site number: Nevada Territorial Prison (1862-1864)

Name of related multiple property listing:

N/A

(Enter "N/A" if property is not part of a multiple property listing)

2. LocationStreet & number: 3301 East Fifth StreetCity or town: Carson City State: Nevada County: Carson CityNot For Publication: ☐ Vicinity: ☐**3. State/Federal Agency Certification**

As the designated authority under the National Historic Preservation Act, as amended,

I hereby certify that this ___ nomination ___ request for determination of eligibility meets the documentation standards for registering properties in the National Register of Historic Places and meets the procedural and professional requirements set forth in 36 CFR Part 60.

In my opinion, the property ___ meets ___ does not meet the National Register Criteria. I recommend that this property be considered significant at the following level(s) of significance:

___ national ___ ☒ statewide ___ local

Applicable National Register Criteria:

☒ A ___ B ___ C ___ D

Signature of certifying official/Title:

Date

State or Federal agency/bureau or Tribal Government

In my opinion, the property ___ meets ___ does not meet the National Register criteria.

Signature of commenting official:

Date

Title :

State or Federal agency/bureau
or Tribal Government

Name of Property

County and State

4. National Park Service Certification

I hereby certify that this property is:

- ___ entered in the National Register
___ determined eligible for the National Register
___ determined not eligible for the National Register
___ removed from the National Register
___ other (explain:) _____

Signature of the Keeper

Date of Action

5. Classification

Ownership of Property

(Check as many boxes as apply.)

- Private: ☐
Public – Local ☐
Public – State ☒
Public – Federal ☐

Category of Property

(Check only **one** box.)

- Building(s) ☐
District ☒
Site ☐
Structure ☐
Object ☐

Nevada State Prison

Carson City, NV

Number of Resources within Property

(Do not include previously listed resources in the count)

Contributing	Noncontributing	
<u>23</u>	<u>3</u>	buildings
<u>5</u>	<u>1</u>	sites
<u>4</u>	<u>2</u>	structures
<u>0</u>	<u>0</u>	objects
<u>32</u>	<u>6</u>	Total

Number of contributing resources previously listed in the National Register 0

6. Function or Use

Historic Functions

(Enter categories from instructions.)

GOVERNMENT/correctional facility

INDUSTRY/Quarry

DOMESTIC/single dwelling

FUNERARY/cemetery

LANDSCAPE

INDUSTRY/manufacturing facility

Current Functions

(Enter categories from instructions.)

VACANT/NOT IN USE

GOVERNMENT/correctional facility

GOVERNMENT/courthouse

FUNERARY/cemetery

LANDSCAPE

INDUSTRY/manufacturing facility

Nevada State Prison

Carson City, NV

7. Description

Architectural Classification

(Enter categories from instructions.)

No Style

LATE 19TH AND 20TH CENTURY REVIVALS: Classic Revival

MODERN MOVEMENT

OTHER: Mid-20th Century Minimal Traditional

LATE 19TH AND EARLY 20TH CENTURY AMERICAN MOVEMENTS: Foursquare

Materials: (enter categories from instructions.)

Principal exterior materials of the property: sandstone, concrete, metal, stucco, asphalt, other

Narrative Description

(Describe the historic and current physical appearance and condition of the property. Describe contributing and noncontributing resources if applicable. Begin with a **summary paragraph** that briefly describes the general characteristics of the property, such as its location, type, style, method of construction, setting, size, and significant features. Indicate whether the property has historic integrity.)

Summary Paragraph

The Nevada State Prison (NSP) campus includes a complex of stone and concrete buildings south of Fifth Street, built along the northwest slope of a hillock overlooking Eagle Valley to the northwest. The complex is anchored by the Prison Yard, around which most of the buildings form a rectangular cluster. Most buildings are made of Quarry sandstone, but there are newer concrete and steel buildings mixed in. The southern edge of the main complex is defined by a rock Quarry wall of up to twenty feet, topped by a double-run of chain link fence marking the outer boundary of the prison grounds. West of the main cluster of administrative and cell block buildings is a landscaped area with a small cluster of housing for prison staff. North of the main cluster, across the historic route of Fifth Avenue, is a scatter of several smaller buildings including the Kennel and Butcher Shop. These buildings include elements of Classical Revival, Modernist, and Picturesque architectural movements. The spatial organization of these resources was largely established by 1870, with significant demolition and reconstruction occurring in the 1920s, and additions to the campus in the 1950s and 60s. To the east of the main cluster, outside of the historic district boundary, are a set of 1980s cell blocks known as the "Hill Units," built on top of the hillock. Together, the thirty-five contributing and four non-contributing resources represent developments at the prison that began in 1862 and ended with the closing of the prison in 2012.

Nevada State Prison

Carson City, NV

The Nevada State Prison (NSP) campus reflects development from three major phases of development, although there are not many extant resources remaining from the earliest period. The site was in continuous use as a prison from its opening in 1862 as a territorial prison, until 2012, when the state closed the facility citing rising maintenance costs and security problems. Currently only the early 1960s License Plate Factory remains in active use, although it is slated to close in 2015. The prison execution chamber and courthouse, within the historic Administration Building, are maintained in the event they may be needed for use.

Narrative Description

Site Overview

The entire prison complex encompasses forty-five acres of land and contains more than forty buildings, structures, and sites, dating from between 1868 and 2002. The nominated area encompasses roughly twenty-five acres, consisting of the prison complex developed during the period of significance between 1920 and 1967. Although the state constructed a campus in 1868, a major building campaign during the 1920s demolished and reconstructed the historic core of the Prison which still stands today. Prison administrators used sandstone from the Prison Quarry to construct most of the contributing buildings in the prison including the Administration Building, the Warden's House, the Officer's Cottages, and Cell Blocks A and B. The sandstone buildings are similar in design and construction, often incorporating Classical Revival stylistic features. They are made from cut blocks of sandstone quarried and finished by prisoner labor. The masonry typically uses a running bond pattern, though some ragwork and random work patterns are also seen. Beginning in the 1950s poured concrete, concrete block, and steel began to supplement the traditional stone construction in some cases, although stone was still frequently used. After 1960, the prison completed virtually all construction in concrete or steel.

The NSP's resources resulted from three general periods of development: the early period from 1862-1900, the Progressive Period from approximately 1900 to 1940, and the Modern period from 1940 to 1967. The early period consisted of the prison's first development, but related resources confirmed to date from this period have since been demolished or reconstructed in new forms. The Progressive period spans 1900 to 1940, and encompasses the dominant phase of prison development in the late-Progressive Era into the 1930s. This phase was dominated by a building boom in the 1920s and includes the majority of contributing buildings including the Administration Building, Cell Blocks A and B, and the Prison Yard. The Modern period from 1940 to 1967 included expansion of the complex including the establishment of a residential landscape along the west side of the prison complex, and addition of Cell Block C and the License Plate Factory.

Nevada State Prison, Resource List

Resource #	Resource Name	Date	Resource Type	Contributing/
1	Quarry	c.1861-1960	Site	Contributing

Nevada State Prison

Carson City, NV

2	Butcher Shop	19th Century	Building	Contributing
3	Nevada State Prison Cemetery	1875-1881	Site	Non-contributing
4	Cell Block A	1920-25	Building	Contributing
5	Administration Building	1920-27	Building	Contributing
6	Warden's House	1920-25	Building	Contributing
7	Electrical Shop	c.1926	Building	Contributing
8	Fossilized Sloth Footprint Tunnel	c.1927-28	Structure	Non-contributing
9	Sally Port (Courthouse)	c.1928	Building	Contributing
10	Fifth Street Guard Tower	1929	Structure	Contributing
11	Pump House	1933	Structure	Contributing
12	Prison Yard	c.1920-1967	Site	Contributing
13	Front Yard and Parking Area	c.1920-1958	Site	Contributing
14	West Lawn and Garden	c.1920-1967	Site	Contributing
15	Prison Trash Dump	c.1907-1967	Site	Contributing
16	Security Fence	1942	Structure	Contributing
17	Cell Block B	1948	Building	Contributing
18	Armory (Property Warehouse)	1950	Building	Contributing
19	Storage and Maintenance Building	1952	Building	Contributing
20	Cottage 1	1953	Building	Contributing
21	Cottage 2	1953	Building	Contributing
22	Cottage 3	1953	Building	Contributing
23	Cottage 4	1953	Building	Contributing
24	Cottage 5	1953	Building	Contributing
25	Cottage 6	1955	Building	Contributing
26	Greenhouse Foundation	1954	Structure	Contributing
27	Boiler Plant	1958	Building	Contributing
28	Kennel	c.1962	Building	Contributing
29	Cell Block C	1960	Building	Contributing
30	License Plate Factory	c.1962	Building	Contributing
31	Two Tower	1962	Building	Contributing
32	One Tower (Main Gate)	1963	Building	Contributing
33	Three Tower	1966	Building	Contributing
34	Culinary and Dining Hall	1966	Building	Contributing
35	Gymnasium and Book Bindery	1976	Building	Non-Contributing
36	Chain Link Security Fence	c.1980s	Structure	Non-Contributing
37	Shed	c.2000	Building	Non-contributing
38	Maintenance Shop	2004	Building	Non-contributing

Early Prison Development, 1868-1900

Most of the resources relating to the earliest period of prison development have since been demolished. While there may be archaeological resources extant sub-surface, this could not be confirmed at the time of nomination. Construction during this period used prison Quarry stone almost exclusively, and lined the south side of Fifth Street. Historic photographs from the period reveal that much of the construction was of Classical Revival style, and arrayed along Fifth Street from the current location of Interstate Highway 580 extending several hundred feet east.

Nevada State Prison

Carson City, NV

Among the first buildings at the site was the Warm Springs Hotel, established by Abraham Curry in 1861 and leased to the Territory of Nevada as a prison beginning in 1862. According to Curry biographer Doris Cerveri, the two-story hotel measured 100-by-32 feet with an adjoining bath house measuring 160-by-38 feet with six pools about twenty-five feet square. Historic photos of the resort from this period show a two-story stone building of side-gable form fronted by a long porch, presumably the hotel portion of the resort.¹ The Hotel was connected to a one-story building of considerable architectural distinction via two intervening stone structures. The one-story building was fronted by a porch and a façade of precisely cut, smooth-faced ashlar blocks, and topped by a stepped parapet with an eagle statuette at its crest. The function of this building is uncertain; it may have been the bathhouse.²

The earliest operations at the Nevada State Prison involved adapting the Warm Springs Hotel to correctional use. The Warm Springs Hotel's row of connected buildings established the public façade of the nineteenth century prison. A report by Warden Howland dated December 9, 1864, described partial completion of a "new addition" that measured 41-by-28.5 feet and eighteen feet high at the eaves. Completed by Warden J.S. Crosman in 1865, the addition contained two tiers of cells, apparently eight cells to each side with a center passage on both floors for a total of thirty-two cells. The cells measured eight feet long and four feet wide and were constructed of stone on all sides with doors of double thickness two-inch planks. The cell doors were secured by an ingenious contraption consisting of "an iron bar which fastens each door at the same moment being worked by a brake from the Guard Room." The cell block, which seems to have been referred to in later years as the "Territorial Addition," survived the May 1, 1867 fire that destroyed most of the rest of the prison. In a report to the legislature following the fire, Warden James Slingerland described the main building that was destroyed as having measured 100-by-40 feet and to have been in deteriorated condition.³ The prisoner dining room may have been adobe, which would explain how inmates were able to dig a hole through its wall and escape in 1865.⁴ The Hotel and bath house had been demolished by the 1920s. The existing stone wall that separates the pond-like pool from the front parking lot incorporates a number of smooth ashlar blocks that may have been reused from the earliest 19th century buildings.⁵

The early NSP campus appears to have evolved periodically over the 1860s and 1870s. As the complex developed, it featured workshops and other auxiliary buildings or wings that supported the operation of the facility. The blacksmith shop mentioned in the March 1864 deed is also referenced in the December 1864 Warden's Report at which time it contained a bellows, anvil, and other ironworking tools. The 1864 Report also mentions a carpentry shop, kitchen, armory,

¹ Lawrence & Houseworth, "State Prison and Warm Springs, near Carson City," c.1860s, Image #495, The Society for California Pioneers, Online Photographic Database, http://www.californiapioneers.org/lh/search_image.php?id=0495, accessed 12/8/2014.

² Cerveri, *With Curry's Compliments: The Story of Abraham Curry*, (Elko, NV: Nostalgia Press, 1990), 13-14, 26-28; Jennifer E. Riddle, Sena M. Loyd, Stacy L. Branham, and Curt Thomas, *Images of America: Nevada State Prison*, (Charleston: Arcadia Publishing, 2012), 12-13.

³ From its dimensions and other evidence the main building may have been the converted ca. 1861 hotel.

⁴ "Warden's Report and Inventory, 1864," Nevada State Prison Papers, Nevada State Library and Archives, Carson City; John B. Snyder, untitled manuscript – history of the Nevada State Prison, 2005, 4-5; Myron Angel, *History of the State of Nevada*, (Oakland: Thompson and West, 1881), 546, 547, 556.

⁵ Cerveri, *With Curry's Compliments*, 26-28.

Nevada State Prison

Carson City, NV

guard room, office, the prison yard, the cells, and a “cell room” which seems to have been the large space that contained the individual cells. In the Prison Yard, prisoners stockpiled worked stone for use in the ongoing construction of the cell block and perhaps other buildings. The prepared stone included “cut Sills” (window sills or door thresholds), “Ashleigh [ashlar] for fronts of buildings,” “cut flag” (flagstones for floors or walkways), and “Moulded caps for Columns.”⁶

Historic photographs provide a sense of the prison’s physical appearance in the late nineteenth century. The prison complex was not only a prison; it included the residence of the warden and his family and at least some of the guards. The main front building where these apartments were located featured a second-story cantilevered bay window (technically an oriel window) which may have marked the location of the warden’s parlor. Unlike most of the prison’s windows the bay window and adjacent second-story openings were not barred. They looked onto a landscaped “front lawn” flanked by ornamental watch towers and shaded by trees. A photograph dated to the 1870s, taken from an elevated location above the south Quarry wall, shows an extensive complex of one- and two-story buildings. Most appear to be stone but there are accounts of adobe structures as well. The principal building, distinguished by a cupola with lancet-arched openings, a bracketed cornice, and a domical roof, occupied the site of the present Administration Building and served an administrative function with second-floor staff quarters and a rear wing with small windows that may have lighted cells. The complex appears to have grown incrementally over the course of the 1860s, as funding allowed, with an increase in construction to replace buildings destroyed in the 1867 fire. Another fire occurred in 1870. After the 1870s the complex appears to have grown more slowly until a new phase of construction commenced in 1920, demolishing and salvaging much of the early prison campus.⁷

Newspaper accounts of a large prison break on September 17, 1871 provide incidental detail on the facility. The break began in the upper tier of the cell block which adjoined the apartments of Lieutenant Governor John Franklin Denver, who also served as warden and whose family lived at the prison. An account based on eyewitness testimony stated that the escaping prisoners, numbering around thirty, reached the roof of the main front building and cut a hole through it. Denver, his family, and guests “were seated in one of the Warden’s rooms up stairs enjoying a nice little dinner” when “suddenly hearing the tramping of the prisoners along the roof with the clanking of their heavy chains they at first thought it was an earthquake.” The prisoners jumped down into the upper stair hall and secured the prison armory on the first floor. A gun battle ensued, with Denver shooting from above while guards and the proprietor and bartender from the adjacent Warm Springs Hotel fired at the emerging armed prisoners from outside. The account describes an “outer wall” that enclosed the yard in front of the prison and had provision for guards, either a parapet, platforms, or towers. It is possible the octagonal towers were in place by this time.⁷

⁶ “Warden’s Report and Inventory, 1864,” Reports, Department of Corrections collection, Nevada State Library & Archives (hereafter NSLA); *Daily Territorial Enterprise*, September 19, 1871, Nevada Historical Society Library (hereafter NHSL); Riddle et al, *Nevada State Prison*, 12-18; Photos NSP 0006 and 0323, Nevada State Prison photograph collection, NSLA.

⁷ *Daily Territorial Enterprise*, September 19, 1871, and *Nevada State Journal*, September 23, 1871, NHSL.

Nevada State Prison

Carson City, NV

By 1875, the prison had expanded further to provide larger facilities. An inventory taken that year describes, in addition to the shops and functional spaces described in the 1864 report, a tailor shop, laundry, bath house, prisoner's dining room, guard dining room, store room, library, warden and guard lodging rooms, stable and barnyard, magazine (containing blasting powder, caps, and fuse), and Butcher Shop. An account of the buildings that existed prior to the destructive fire of May 1867 described the "old kitchen" as "nothing but a tinder box built of rock." The 1875 inventory also described the equipage of the cells: 133 bunks, the same number of mattresses and pillows, and sixty buckets. The latter were presumably used as chamber pots and their number, roughly half the number of bunks, suggests two prisoners to a cell and possibly three in some instances.⁸

1. Quarry. c.1861-1960. Contributing site.

The Quarry served as a defining feature within the NSP complex. Its walls wrap around the complex more or less continuously from the east side of Cell Block A around to the southeast corner of the Sally Port (Courthouse). The walls vary from a more terraced condition west of the License Plate Factory to sheer cliff faces on the south and west sides of the campus.

The Quarry walls are full of fossilized faunal and floral remains and excavation of stone revealed prehistoric animal tracks beginning in the nineteenth century. During the early days of the prison, prison staff used some of these caves for solitary confinement. During the 1940s, the prison repurposed the caves for prisoner activities such as the *Sagebrush Newspaper* office, a carpenter's shop, and prison offices. Graffiti and a human face are carved into the stone near some of the cave entrances, which have iron barred or strapwork gates. One has a lintel inscribed with the name of Warden Denver S. Dickerson who served two terms as warden in the 1910s and 1920s.

In existence by 1861, the Quarry has expanded over the years as prisoners removed stone for buildings both at the prison and in nearby Carson City. Generally removing rock southward away from Fifth Avenue, the quarry likely attained its present shape by 1960, when the use of steel frames and concrete in prison buildings ended the practice of using quarry stone and prison labor for construction. This movement not only provided an additional barrier to escape, but provided more flat surface area for the construction of new buildings after the Second World War.⁹ Near the south end is an area with modern sweat lodge foundations and other features associated with Native and earth-based religions. A 1962 aerial photograph shows retaining walls along the east side of the quarry that have since been removed, replacing the sheer cliff with a set of terraces sloping upward and eastward to the License Plate Factory.

⁸ "Nevada State Prison Inventory and Account Book, 1875," Nevada State Prison ephemera file, NSLA; Angel, *History of the State of Nevada*, 546, 547.

⁹ Snyder, 106.

Nevada State Prison

Carson City, NV

2. Butcher Shop, late nineteenth century, Contributing Building.

The Butcher Shop is the northern-most building within the complex and is located outside of the secure prison fence line. It is a 300-square foot, coursed sandstone rubble building. The west façade includes an off-center door opening. The original door is gone and has been replaced with a wooden door and a re-purposed three-light sash window with a vertical axis. The north side of the building has one off-center opening for a window. The opening is lined with a dressed sandstone lintel, jambs, and sill. The building's front-gabled roof is made of concrete slab supported by a metal ridge beam, likely added in the twentieth century. The Butcher Shop is currently not in use and the interior is in poor condition.

The first mention of a butcher shop is in an 1875 inventory. The building contained a chopping block, a large cupboard with twelve meat hooks, meat spikes, and a "large Force Pump & piping" presumably for hosing down the interior, as well as foodstuffs including large quantities of beans, potatoes, cabbages, and flour. However, an 1887 Warden's Report mentions the construction of a new butcher shop, indicating the building was replaced by that year. The concrete roof may be a replacement added along with similar modifications around the campus in the 1920s.¹⁰

3. Nevada State Prison Cemetery. 1875-1881. Non-contributing site.

Early prison staff buried unclaimed bodies of prisoners who died while incarcerated on a hilltop to the south of the prison. There are eleven marked graves and the potential for unmarked graves. Tablet-style stone grave markers with round-arched crests record death dates between 1875 and 1881 as well as brief biographical information such as name, birth date, and in some instances place of birth. The graves are defined by rock borders and were once mounded. One tombstone has a lightly pecked depiction of a cross on its obverse. Two graves are marked by unhewn sandstone blocks. Some graves have footstones. The area of marked graves is defined by a partial rock border. An undated photo (probably first half of the twentieth century) suggests some tombstones have been moved or replaced. Separated from the cemetery, but possibly formerly part of it, is a broken obelisk tombstone discovered behind Cottage 2. The partially effaced inscription appears to read "Thomas Miller, died Feb. 2d 1865, age 42 years." The tombstone is most likely that of F. Miller, a convicted highwayman who died on February 2, 1865, after being shot in a failed escape attempt.

Progressive Era Developments – 1900 to 1940

NSP administrators undertook a significant building phase beginning in 1920 alongside nationwide reforms in many aspects of American political, social, and cultural life, a period known as the Progressive Era. As in the previous period of development, prison administrators used prisoner labor for the construction, but contracted architects including the regionally-renowned Frederic DeLongchamps to design new buildings. Sources suggest that architect Edward E.

¹⁰ "Nevada State Prison Inventory and Account Book, 1875," Nevada State Prison ephemera file, NSLA.

Nevada State Prison

Carson City, NV

Hoxie was also involved in some designs. State Engineer W.J. Boudwin oversaw the majority of new construction. Other individuals involved with the project in 1920 included W. Heidenreich, likely William M. Heidenreich, a Carson City contractor active in the 1910s and 1920s.¹¹

The developments at the NSP between 1920 and 1927 constructed the core of the prison complex's current form. Historic photos from 1924 illustrate the demolition of the nineteenth-century buildings on the north end of the campus, making way for the construction of the present Administration Building and Cell Block A. Changes in the style and workmanship of stonework suggest that construction of these buildings proceeded in stages. The Administration Building and Cell Block A together gave the present rectangular form to the prison yard which, prior to that point, had evolved continuously since the 1860s. The Administration Building perpetuated the general outline of the old prison and continued the north-facing front established by the Warm Springs Hotel buildings in the 1860s. NSP administrators removed the last vestiges of the hotel around 1920, the former site now being occupied by the parking lot in front of the Administration Building's west wing and main entrance.¹²

After the remodel, the NSP was described as "modern in every respect, being sanitary and fireproof." The flammable wood roofs and combustible interiors of the old prison had been replaced with reinforced concrete roofs and interiors finished with cement parging on metal lathe. Prisoners landscaped the grounds inside the walls and out, including setting out a large American flag made from painted river cobbles, located on a manicured sloping embankment at the south end of the Sally Port. Nevadans generally thought that prison should be a humane place and the newly renovated NSP became a source of pride for the city and the state.

4. Cell Block A. 1920-25. Contributing Building.

Perpendicular to the northeast end of the Administration Building is Cell Block A. Constructed between 1920 and 1925, it is a rectangular, four-story, coursed sandstone building with its north side connecting with the Administration Building. Entrance to the building is via an exterior metal staircase in the Prison Yard on the northwest corner of the building. The building has a flat roof with a surrounding metal railing to allow guards to use the roof as a patrol space. The cells are arranged "back-to-back" in two rows, facing outward toward the prisoners corridor and the windows. Each cell has three concrete walls and an open wall with bars facing the exterior, where there are multi-pane sash windows to provide natural lighting. A pipe chase runs between the row of cells, providing electricity and ventilation, and a corridor from which guards could access water and electricity for each cell without opening the cell door.

Work crews commenced construction of the cell block in 1920 using designs from Nevada architect Frederic DeLongchamps. However, construction appears to have been delayed persistently by poor funding and weather until the building's completion in late

¹¹ "Prison Construction Claims, July-October 1920," Nevada State Prison ephemera file, NSLA; Drawings NAA1/005, NAA1/061, NAA1/116, Frederic J. DeLongchamps, Nevada Architectural Archives, University of Nevada – Reno (hereafter NAA-UNR); *R. L. Polk and Company's Reno, Sparks, Washoe County and Carson City Directory, 1917*, 237, 260; *Polk's Reno City, Washoe County and Carson City Directory, 1923*, 452.

¹² NSP Photos 102 and 104, Nevada State Prison photograph collection, NSLA.

Nevada State Prison

Carson City, NV

1925. DeLongchamps designed the cell block with thirty-two concrete cells on each of the four floors, and sandstone quoins on the southeast and southwest corners. Each cell housed one prisoner (though the inmates quickly found themselves with a bunkmate as the population increased) and was sparsely furnished with a metal bed, a toilet, and a sink.¹³

Warden R. B. Henrichs directed the construction work, which was most active in 1920-21. A period newspaper article noted:

With the cell house completed the new prison will begin to pay for itself through the decreases made possible in the force of guards, at the rate of about \$9000 per year. Construction of the first floor of the cell house has been practically finished and work has been started on the walls of the second story. When completed, under present plans, the cell house will be a four-story building, made of stone cut in the prison yard by convict labor, and will have a housing capacity of 125.¹⁴

During the construction of Cell Block B in 1948, attached to the south end of the Cell Block A, construction crews removed the gun posts and quoins on the south side of the building. Since that time, a metal fire escape has been added to the west side of the building, new flood lights have been installed at the roofline and on the roof, and a few window unit air conditioners have been added. Later, prison administrators enlarged the cells of Cell Block A by removing selected concrete partitions between them and inserting new steel partitions as needed. Other than this interior modification, Cell Block A preserves its essential 1920s character. It remained in use for housing prisoners until the State legislature decommissioned the prison in 2012.

5. Administration Building. 1920-27. Contributing Building.

The Administrative Building served as the official visitor entrance and administrative hub for the prison. The two-story building has an L-shaped footprint and is built of sandstone ashlar with a running bond and some random ashlar pattern stonework. Except for the simple Classical Revival entrance surround, the building has no identifiable style. The main public entrance to the building is on the west elevation of the building and consists of double doors. Surrounding the doors are square sandstone Doric pilasters. The Nevada State Seal is painted above both pilasters. The words "Main Entrance" are painted on wood and attached above the double doors. Flanking either side of the entrance are electrical sconces with wrought iron light fixtures. A simple corbelled cornice above the entrance repeats the cornice on the building. On the northeast section of the building, there is a third story addition of poured concrete with a flat roof, extending east from the midpoint of the north ell to the east elevation of the building where it joins with Cell Block A. The building retains its original wooden one-over-one sashes with either sandstone or concrete sills and lintels throughout. An inscription stone over a doorway on the east elevation identifies the west wing as the prison's first license plate factory which

¹³ John B. Snyder, unpublished manuscript on the NSP, (2005), 52, 57-58; Drawings NAA1/005 and NAA1/061, Frederic DeLongchamps, NAA-UNR.

¹⁴ "Prison Plans told at Lunch." *Reno Evening Gazette*, February 16, 1921, NHSL.

Nevada State Prison

Carson City, NV

operated in this building from 1931 until 1962. The third floor addition has wooden four-over-four windows but with no lintels or sills. All windows are secured with exterior bars. The roof is flat and composed of tar and gravel. Metal staircases access the second and third stories from the Prison Yard.

Frederic DeLongchamps provided designs for this building, which appears to have been constructed in stages between 1920 and 1927. Like much of the prison's built environment at that time, prisoners provided the labor, cutting and laying the stone from the Prison Quarry. In 1950, a third story was added to the east end, constructed with poured concrete and known as the Hospital Wing. A plaque at the top of the stairs near the east end of the addition notes architect Edward S. Parsons provided the plans for the addition, and that Nevada Engineering Construction Company and G. Panicari constructed it.¹⁵

In 1931, Warden Penrose added the NSP's first license plate factory to the south ell of the building. That extension connected the Administration Building to the Sally Port. In Penrose's 1931 report he described the newly-constructed addition:

"The building was planned and erected under my direction. Construction started May 1, 1931 and was finished the latter part of 1932. It is a two-story structure of prison limestone [*sic*] and reinforced concrete, matching other prison buildings. All labor, stone which was cut by hand, crushed stone and rock was supplied by the prison without cost to the state. Only one-half of the ground floor is being used for the license plate factory. The other half, and the entire second floor is vacant, and could be used to house other prison industries which would not interfere with anything in our state. Such industries would not only save the state money, as the license plate factory is doing, but would provide education and more work for the inmates. The several pieces of machinery are the most modern, and are electrically driven. The factory runs about one month and a half each year as no outside work is done. Most states [have] their own plants, the same as ours. An average of 20 inmates are employed during the most part of the time, and about 15 during the remainder, finishing up."¹⁶

The building served as the northwest barricade, keeping the inmates confined within the prison proper. Historic photos show wooden double doors with nearly full-length glazing, however, these have been replaced and covered with plywood. "Nevada State Prison" also appeared above the door in historic photos, but has since been removed.¹⁷

6. Warden's House. c.1921-1925. Contributing Building.

Constructed between 1921 and 1925, the Warden's House is a two-story, Four Square style house approximately forty-five feet wide and thirty feet deep. It has a concrete foundation with a sandstone ashlar first floor, and a stucco second floor, with a low-pitched, hipped, asphalt composition shingle roof. Windows on the front and side

¹⁵ Snyder, 52, 58; Drawings NAA1/005 and NAA1/061, Frederic DeLongchamps, NAA-UNR.

¹⁶ Penrose report in c.1931?

¹⁷ NSP Photo 0327, NSP Photograph Collection, NSLA.

Nevada State Prison

Carson City, NV

elevations are generally symmetrically placed sash windows, although all window openings are boarded over with plywood. All jambs have been retained, but many sashes have been removed. The porch has also been boarded over, with an unlit entry door at the top of the stoop. The rear elevation has ghost marking indicating a gabled hood was placed over the rear entry at some time, but later removed. The rear concrete stoop has also been removed. There are three chimneys constructed of coursed sandstone masonry: two interior chimneys and an exterior chimney on the north elevation.

The as-built house is slightly different than the drawings provided by Frederic DeLongchamps in 1920. While the form and style of the building is the same, DeLongchamp's plans called for a main entry with a half-view wooden door with a twelve-light glaze, with flanking two-by-four sidelights. The second story included two sash windows and what appears to be glazing for a sleeping porch along the northeast corner of the building, with a ribbon of four fixed pane windows or screens. The designs did not specify beyond sash windows, showing options for either one-over-one or four-over-one vertically-divided units. Plans called for two sandstone chimneys, one on the rear of the building and one on the north elevation.

The most significant alteration was the addition of a second story porch. This is evidenced by the replacement of the porch roof with a shallow, shed roof, and the presence of two doorways on the second story of the façade. The second-story doors were French doors and the roof of the front porch was surrounded by a wood balustrade which was removed at an unknown date (post 1950).¹⁸ The French doors and most of the second story windows are missing and the openings have been covered with plywood.

Toward the end of the period of significance, Warden Fogliani oversaw the conversion of the Warden's Residence into an investigation facility. It was then left vacant for many years and the condition deteriorated. The interior suffered extensive water damage and prison labor was used to remove all of the lathe and plaster, down to the studs. The original tongue and groove wood floors, stairway, turned banisters, and some historic trim remain intact.¹⁹

7. Electrical Shop. c.1926. Contributing Building.

South of the Maintenance Shop is a single-story coursed sandstone building known as the Electrical Shop, built in 1926. The Electrical Shop is built into the hillside and has a lower level walk-out. The flat roof is concealed by a low parapet wall. Modern wood stairs lead to the upper level which is entered through a wooden door with two-by-six glazing, sheltered with a flat metal gablet. Beside the door is a large, eight-over-eight wooden window. The other windows in the building are small, and frequently boarded over, some of which have iron bars on the outside. The exterior and interior of the Electrical Shop have been altered since construction. The front door and eight-over-eight window do not appear original and the fenestration appears to have been enlarged to fit

¹⁸ Riddle, 36-37.

¹⁹ Snyder, 53, 58.

Nevada State Prison

Carson City, NV

the door and window.²⁰ It was possibly constructed to house the electrical plant for the prison, also completed that year. However, it may have acquired that use in the 1950s when the prison used the building as a shop for electrical, television, and radio maintenance.

8. Fossilized Sloth Footprint Tunnel. c.1880-1928. Non-Contributing Structure.
Excavated into the Quarry wall behind Cell Block B is the c1880s Fossilized Sloth Footprint Tunnel. The tunnel entrance is adjacent to the Shed.

After the discovery of fossilized footprints in the Prison Yard/Quarry, prison administrators oversaw prisoners who excavated tunnels into the Quarry walls in an effort to uncover more footprints. The undertaking was successful and resulted in two more tunnels in 1882-83. In 1927-28, prisoners extended the horseshoe shaped Footprint Tunnel and installed viewing stations, complete with lighting. A sloth statue was placed at one of the tunnel entrances.²¹ Unfortunately, today the entrance to the Fossilized Sloth Footprint Tunnel is permanently closed by a block of poured concrete. The Footprint Tunnel was filled with concrete in the 1990s due to fears that in an earthquake the tunnel would undermine the stability of the License Plate Factory, built just above it. Before the concrete was poured, the Nevada State Museum advised prison administrators to place sand and wood barriers on top of the prints so that if the cement were removed the prints might remain. The condition of the footprints is unknown.²²

9. Sally Port (Courthouse). c.1928. Contributing Building.
Connected to the southwest corner of the Administration Building is the Sally Port/Courthouse. The exterior walls are constructed of rusticated ashlar with a running bond. The archways are Classically-influenced with well-defined voussoirs and a keystone with a molded stone cap. The east archway into the Prison Yard is inscribed with the name Penrose, a former warden, and the date "1928." The archways are filled with square concrete blocks and flush metal doors. The building has no windows except for glass blocks randomly placed among the concrete blocks within the arches. A concrete wheelchair ramp has been added to the exterior doorway on the building's north elevation. The flat roof has wood trim around the cap of the stone walls, and is a single-ply membrane.

²⁰ M.R. Penrose, *Biennial Report of the Warden State Penitentiary and Supt. Nevada State Police For the Period July 1, 1926, to June 30, 1928, Inclusive*, NSLA..

²¹ There is a lively discussion in national journals regarding the discovery of the footprints at the Nevada State Prison. Despite their significance to late-nineteenth century zoology, the prints are now covered by concrete, and thus non-contributing to the historic district at this time. See "Ancient Footprints: A Record of Post-Tertiary Man-Gigantic Sandals and Small Men," *The Helena Independent*, August 20, 1882, 1; "Find relics of the Days of Civil War," *The Carson City News*, February 2, 1928, 1:6; "Footprints of Monster Men," *New York Times*, August 18, 1882; Mark Twain, "Carson Footprints," *Sacramento Daily Record-Union*, March 25, 1885, 1; Robert H. Davis, "Nevada Footprints," *The Californian Illustrated Magazine*, 4(1893):598-605, available via Google Books.

²² Gene Hattori, Nevada State Museum, personal communication, 2013.

Nevada State Prison

Carson City, NV

When constructed in 1928, the building functioned solely as a sally port, a controlled entry point into the Prison Yard. It was hollow and roofless, with arched entryways on the north and east elevations, providing access to the exterior and the Prison Yard, respectively. In 1966, crews of prisoner and Synanon labor filled in and finished the Sally Port for use as a Courthouse. Workers filled in the arched entry points on the north and east elevations and added the metal doors. They added a roof, and finished the interior, creating a 1,475-foot Courthouse for the prison.²³

10. Fifth Street Guard Tower. 1929. Contributing structure.

Near the Administration Building, inside the prison fence line but inaccessible to inmates, is the only remaining example of three free-standing, stone guard towers built in 1929 under Warden Penrose. The octagonal tower is a 10' by 10' structure built of coursed sandstone masonry. Seven of the building's sides have window openings and the eighth has an entry, but all openings are boarded over with plywood. The decorative metal sheathed roof has an ornamental metal weathervane-like finial, a decorative overhanging fascia, and a molded base. A round-arched opening at the base, under a modern wraparound deck, has a decorative wood door on iron strap hinges. The style of the tower mimics those of free-standing stone towers that were built as part of the c.1868 NSP grounds. The original towers were taller and narrower, but were demolished as part of construction in the 1920s. Of the other two 1929 towers, one was located south of the Sally Port above the quarry, and the other was located farther east on Fifth Street near the current Storage and Maintenance Building.²⁴

11. Pump House. 1933. Contributing structure.

In the parking lot on the west side of the Administration Building and Sally Port is the Pump House. Built in October of 1933 under Warden Penrose, the Pump House is a 8' by 8' structure made of coursed sandstone ashlar with a barrel-vaulted concrete roof studded with small river cobbles for ornament.²⁵

12. Prison Yard. c.1920-1967. Contributing site.

The Prison Yard achieved its present rectangular form in the 1920s with the construction of the Administration Building, Cell Block A, and Sally Port, however, its current form reflects post-war redevelopment of the complex. The Yard includes mostly open unplanted areas, with raised, rock-lined planting beds along its south border, and flat, ornamental planting beds and rectilinear concrete walkways along its north. An asphalt basketball court surrounded by chain link fence dominates the western half of the Yard. Three concrete walkways cross the remainder of the Yard at angles. Memorials to Vietnam veterans occupy one section.

²³ Snyder, 57; Synanon was a prison reform organization that attempted to provide work experience for prisoners in preparation for eventual release. More on the Synanon movement at the NSP can be found in Section 8.

²⁴ "Warden Calls for Books for Library at the State Prison", *Carson City News*, January 6, 1928, 1:5; "Beautifying Grounds At State Prison", *The Carson City News*, April 13, 1928, 1: 3; NSP 0005, Nevada State Prison Photograph collection, NSLA.

²⁵ M.R. Penrose, *Biennial Report of the Warden State Penitentiary and Supt. Nevada State Police For the Period July 1, 1932, to June 30, 1934, Inclusive*, NSLA.

Nevada State Prison

Carson City, NV

The Prison Yard has existed since the late 1860s, defined by the historic buildings that formed a south-facing U-shape surrounding an open enclosure. During the nineteenth century, historic photographs reveal the Prison Yard as a simple, dirt enclosure surrounded by a high stone wall. However, the redevelopments of the 1920s shaped the Yard into a form of parterre with broad walkways, rectangular lawn areas, and topiary-like coniferous plantings.²⁶

Prisoners built and maintained most of the landscape features, which included many examples of decorative stonework and stone carving. During the first half of the twentieth century, several stone buildings, referred to as “the Bullpen,” defined the south wall until construction crews razed them in 1967 to make way for the Culinary.

13. Front Yard and Parking Area, c.1920-1958. Contributing Site.

The Front Yard and Parking Area includes the designed landscape covering the northwest corner of the prison along the north and west elevations of the Administration Building. They provided an ornamental introduction to the prison’s sandstone buildings, and established a visual border between Fifth Street and the complex. Initially developed during the late-nineteenth century, the Front Yard provided an ornamental space that greeted passers-by as they traveled along Fifth Street east of Carson City.

At present, the Front Yard retains the triangular, grass lawn established in the 1920s. The deciduous trees, mostly Elms (*Ulmus* sp.) lining its northern edge have matured since their planting in the late-nineteenth century. The coursed stone wall runs an abbreviated course from the prison entrance 200 feet to the east. A semi-rectangular space adjacent to the west façade of the Administration Building is the open, paved Parking Area. Designed and built by the time of a 1931 aerial photo, the Parking Area is defined by open parking and turn-around space, anchored by an oval planting bed near the main entrance to the Administration Building. Painted stones similar to those used in the American flag structure (described on page 23) border the planting bed, which is now surrounded by a concrete curb.

Early historic photos show very few alterations in spatial organization, circulation, and built features. A ca. 1930 pamphlet stated, “Today [there are] beautiful lawns [and] every conceivable variety of flower . . . lending a soothing touch to offset the necessary ‘Spanish Lace’ that bars the doors and windows.”²⁷ Aerial photographs from the 1930s indicate that the formal appearance of the lawn retained its formal character into the late Progressive era, with the addition of what appear to be garden or sculpture features (no longer extant). In the 1931 photo, a small grassy strip fronted the access road, and spelled

²⁶ Snyder, 106; NSP 0005, Nevada State Prison Photograph collection, NSLA.

²⁷ *Picture Story of Nevada State Prison*, undated pamphlet (c.1930), Pamphlet HV9475 N32 P53, Nevada Historical Society Archives, Reno, Nevada; “Perils of Fire Faces Many U.S. Prisons.” *Syracuse Herald*, April 25, 1930, 21.

Nevada State Prison

Carson City, NV

the words “N. S. PRISON” in river cobble. Prison crews paved most of the exterior road and parking areas with asphalt between 1956 and 1958.²⁸

14. West Lawn and Garden. c.1920-1967. Contributing site.

The West Lawn and Garden encompasses landscaping, walls, water features, and various artistic and structural features on the west side of the campus, outside the prison walls. Situated around and west of what became housing for prison guards, this area reflects developments begun as Warden Penrose’s beautification program in the late 1920s and refined under Wardens Bernard and Fogliani in the 1950s and 60s. The construction of this designed landscape provided not only a gardening opportunity for low-risk prisoners outside the prison fence, but also created a residential landscape for prison staff who lived on site with their families. The area straddles a service road, and is defined by a the outer security fence running along its east side along the edge of the controlled prison grounds, along its west by an irrigation ditch, hedge, and remnant stone wall, and on the north by a dressed sandstone wall.

The dressed sandstone wall at the northern edge of the lawn runs along the south side of the parking lot. The wall incorporates a stone carved with the name “Warden A. E. Bernard” and the date “1957,” and it terminates at both ends at pillars with decorative pointed tops. On the south side of the wall is the aforementioned Greenhouse Foundation and a roughly square water pool. The pool has either coursed stone or rock pilings lining its banks, with an estimated construction date of 1910.²⁹

The landscaped grounds follow the west side of the access road to the Cottages and the Warm Springs Correctional Center (WSCC) and include an open, terraced lawn area to the south of the Armory. Aerial photographs show this area attained its present spatial organization and tree composition by the 1930s, although the grounds were generally used for gardening. A 1962 aerial shows a transition in the intervening years towards open lawns with modest landscape features. Much of this was used as gardening space for the prison during the 1920s and 30s.³⁰

There are several landscape features in the lawn area with unknown dates of construction, although all appear to date from the 1950s or later. On the north side of the lawn is a circular fountain constructed of white, reddish, and green stone with an octagonal walkway border of the same stone. The 1962 aerial photograph shows a landscape feature in this approximate location, which may be an early version of the fountain. Near the midpoint of the lawn area are stone walkways, a stone-lined swale, and a footbridge paved with white, green, and reddish rock, as well as a double terrace with a stone and concrete retaining walls. Just north of, and below, the retaining walls are white river

²⁸ Snyder, 106.

²⁹ Snyder’s history relates a 112,000 gallon reservoir constructed west of the prison that captured Warm Springs water for use to irrigate farmland north of 5th Avenue. It is quite likely that the extant pool is the reservoir, constructed in 1910. The pool appears in the first aerial photographs of the prison taken in 1931; NSP Photo 0005, Nevada State Prison Photograph collection, NSLA; Snyder, 61.

³⁰ NSP 0005 and NSP 004, Nevada State Prison Photograph collection, NSLA.

Nevada State Prison

Carson City, NV

cobblestones that spell out “WSCC” (for Warm Springs Correctional Center). The rise with the terraces appears to be the remnants of a filled-in swimming pool constructed by 1954. The grounds continue as a narrowing triangular lawn opposite the cottages, shaded by trees and slightly raised above a marshy area on the west side and ending opposite Cottage 6.

Just south of Cottage 6 is a grotto-like feature with a small sunken pool of cold water, rock faces, sandstone rubble-paved slopes, stone-lined beds and walkway, and a stone bench. The feature appears in the 1962 aerial photo series, and was possibly constructed along with the Cottages in the 1950s.

The steep slope south of the Sally Port was graded, planted at the top with trees, converted to lawn, and ornamented with a large US flag formed of painted river cobbles between 1929 and 1931. Stones painted red, white, and blue form the letters USA at the top. South of this, behind the Cottages are remnant rock terraces and concrete planting beds that were previously interspersed into a post-war residential landscape. There is also an entrance to a tunnel of unknown original function which appears in a c. 1931 aerial photo, located east of Cottages 1 and 2. At the foot of the slope are vestiges of a line of garages that formerly stood behind the Cottages.

15. Prison Trash Dump – Early. c.1907-1940. Contributing Site.

The Nevada State Prison trash dump is a disperse scatter of prison related refuse located east of the prison fence and extending almost to Fairview Drive. The trash dump consists of domestic and industrial debris widely scattered over an irregular area measuring approximately 1300 feet by 450 feet. The majority of the dump is characterized by scatters of diagnostic glass, ceramic and metal fragments including tin cups and license plate fragments. Most of the dump surface is composed of scattered individual fragments of discarded materials rather than distinct refuse piles, appearing to have been scraped or cleaned over time. A concentration of low dirt mounds containing high densities of cultural materials occurs near the center of the dump suggesting that the area was scraped by hand, then loaded into carts for dumping. One of the mounds contains cut nails, colored glass, and an applied lip bottle neck indicating a possible association with the earliest use of the property in the mid-nineteenth century. Larger mounds, perhaps the result of mechanical clean-up and dumping by truck are also present. Temporal indicators (maker’s marks, trademarks, distinctive manufacturing elements) indicate that most of the mounded and scattered debris dates between the 1900s and 1960s. A concentration of construction debris is located in the northwest quadrant of the dump and includes dressed sandstone blocks, “I” beams, concrete slabs and heavy iron doors. A granite mano and red chert secondary flake indicate that the area was likely used prehistorically.

While debris is not in its primary context, extant portions of the dump retain integrity of materials, setting, feeling, and association. While the movement of the dump materials has disrupted its stratigraphy and depositional integrity, the volume of cultural materials present allows for reasonable “presence-or-absence” information potential regarding the

Nevada State Prison

Carson City, NV

prison. Subsequent cleanup of the area resulted in mounding of refuse and topsoil, but all debris remains within the dump extent. Mounds and scatters of debris within the trash dump contain data that can address research questions relating to prison operation and use over time. Functional artifact categories observed within the dump include: domestic items relating to food preparation and consumption; personal items relating to hygiene, grooming and health; activities, including those related to prison industries and maintenance; and architectural items consisting of construction hardware, materials, and utilities.

The association of the dump site with the prison, and the presence of prison-related cultural materials in volume, allow the dump site to contribute information potential to the significance of the prison. Future archaeological analysis of the dump site may help researchers answer questions about the daily social lives of prisoners and guards, the material culture of the prisoners and guards, and the diet of both prisoners and guards. The building refuse may also contribute to analysis of any changes in construction over time, differences in workmanship or materials used in buildings that are no longer extant, and perhaps even what tools were used to work the stone in what periods. By retaining clear association with the prison's historical context, and possessing integrity in materials, setting, feeling, and association, the dump site contributes to the significance of the NSP under Criterion D.

The Modern Period – 1940 to 1967

Following the Second World War, the NSP underwent a second major phase of development as administrators sought to expand and update the prison campus. Modern architectural typology and styles, alongside new technology, and expansion of services, led to the addition of new buildings and some modification of existing buildings to suit new needs. NSP administrators converted the once-hollow Sally Port into an enclosed Courthouse. Dedicated library and culinary facilities freed space in the cell blocks to house more prisoners as the number of incarcerated persons in State facilities rose steadily in the 1950s and 60s. While the prison continued to expand after 1967 due to massive increases in incarceration, modifications after that date were generally concentrated in the "Hill Units" located on the eastern side of the NSP campus and outside the historic district boundary. These modifications also do not relate to the NSP's significance as a rehabilitative correctional facility during its period of significance from 1920-1967.

16. Security Fence Foundations. 1942. Contributing Structure.

There are concrete and stone foundations for chain link fence courses interspersed atop the quarry wall and running southward toward the Cemetery, likely completed in 1942. The fences were replaced and upgraded on their existing courses in 1960 under Warden Fogliani.³¹ Many of these fence lines have been built over with new courses of chain link fence, likely in the 1980s alongside the addition of the Hilltop Units.

³¹ Snyder, 97, 109; NSP 0002, NSLA.

Nevada State Prison

Carson City, NV

17. Cell Block B. 1948. Contributing Building.

South of Cell Block A, and connected to it, is Cell Block B, a four-story, coursed sandstone masonry building constructed in 1948. The window openings are barred and have sandstone lintels and sills. The metal window sashes feature a nine-by-nine glazing. The roof is flat and has a railing around its perimeter to allow guards to patrol. As built, NSP staff projected that the cell block would house 216 inmates. During the building's construction, crews removed the stone tower guard posts on the corners of the adjacent Cell Block A, replacing them with steel and glass towers at the south end of Cell Block B. A plaque on the interior identifies the architect as Edward S. Parsons and the contractor as the Walker Boudwin Construction Company.³²

18. Armory (Property Warehouse). 1950. Contributing Building.

Just south of the Greenhouse is the Armory, a one-story, gabled building with wood lapboard siding and a concrete block half wall around the perimeter above the foundation. The windows and doors are boarded over. Prisoners constructed the building in 1950, which originally served as a warehouse and armory storage building. It has been vacant since at least 2009. Aside from maintenance and a newer composition shingle roof, there have been no significant changes to this building.

19. Storage and Maintenance Building. 1952. Contributing Building.

East of the Warden's House is the Storage and Maintenance Building, a one-story, rusticated sandstone building with a side gabled roof, measuring 30' by 100'. In the southeast corner of the building is an inscription stone carved with name of Warden A. E. Bernard and the date 1952. The roof is sheathed with corrugated metal. The building is elongated with four entrances on the west façade and garage bays and doors on the rear/east elevation. One of the front entrances has been filled in with concrete slump block, and another contains a modern air conditioner unit. Prison administrators made at least two additions to the building prior to 1962, both of which extended it to the north. The first of these was a single car garage built with a coursed sandstone foundation and panel and batten walls, and the second, a ragwork stone addition extending north to the historic route of Fifth Street.³³

The Cottages (#20-25)

On the west end of the complex, outside the prison fence, are a set of cottages designed and built in the 1950s to provide on-site residences for prison guards and their families. All of the cottages are constructed of rusticated sandstone laid in a running bond and low-pitch, asphalt composition shingle roofs. They all have inset porches supported by wooden posts and containing a large picture window on their west façades. All other windows are wooden one-over-one sash units. The boxed eaves on the five hipped-roof units appear to have been reconstructed recently, and the roofs recently replaced. However, each of the units has slight modifications that distinguish it from the others,

³² NSP 0107 and 0108; Richard H. Sheehy, *Biennial Report of the Warden State Prison For the Period July 1, 1946, to June 30, 1948, Inclusive*, NSLA.

³³ NSP Photo 0002, Nevada State Prison photograph collection, NSLA.

Nevada State Prison

Carson City, NV

detailed below. There were sandstone, front-gabled garage buildings constructed for these cottages in the late 1950s, but these were demolished after 2003.³⁴

20. Cottage 1 – Hipped Roof Box. 1953. Contributing Building.

At an early date, likely before 1960, a stone pony-wall was added around the porch of this cottage. The pony-wall uses a random un-coursed pattern. A sandstone exterior chimney is on the north side of the house. The front picture window has an octagonal accent window. There are remnants of an enclosed, lapboard shed roof entry added onto the rear elevation that has since been partially removed.³⁵

21. Cottage 2 – Hipped Roof Box. 1953. Contributing Building.

Aside from the features listed above, this unit has a small, enclosed shed addition on the east elevation.

22. Cottage 3 – Hipped Roof Box. 1953. Contributing Building.

See description of “The Cottages.” No special features present on this unit.

23. Cottage 4 – Hipped Roof Box. 1953. Contributing Building.

See description of “The Cottages.” No special features present on this unit.

24. Cottage 5 – Hipped Roof Box. 1953. Contributing Building.

See description of “The Cottages.” No special features present on this unit.

25. Cottage 6 – Minimal Traditional. 1955. Contributing Building.

Cottage 6 is a Minimal Traditional type house with one story and a side-gabled roof. Cottage 6 was built from sandstone cut to the dimensions of standard bricks. Red bricks have been used as an accent around the windows to mimic shutters. The front porch has ladder-like wood supports. There is a small, enclosed shed addition on the east elevation.

26. Greenhouse Foundation. 1957. Contributing Structure.

West of the main gate are the remains and stone foundation of the former Greenhouse. The remains and foundation include a two foot high stone foundation made of uncoursed sandstone masonry and capped with a poured concrete sill. A rectangular, concrete trench in the middle of the floor is fed with water from the warm springs. Historic photos show that a similar building appears to have been constructed in the 1920s and included a wood framed, front-gabled greenhouse building set on the foundation and designed to keep the plants from freezing in the winter. However, records and a carved block reading A.E. Bernard, Warden, 1957, indicate it was demolished and reconstructed in that year.³⁶

³⁴ John Snyder, *Nevada State Prison History*, State of Nevada – Department of Transportation, Carson City, NV (March 2005), 106, and Attachment photos NSP-27 and NSP-28; NSP 0002, Nevada State Prison Photograph Collection, NSLA.

³⁵ The Quarry stopped active production by 1960, so it is unlikely that any stone work on the campus was completed after that date.

³⁶ Arthur E. Bernard, *Biennial Report of the Warden State Prison For the Period July 1, 1952, to June 30, 1954, Inclusive*, NSLA.

Nevada State Prison

Carson City, NV

27. Boiler Plant. 1958. Contributing Building.

South of the License Plate Factory is the Boiler Plant, a 65' by 40', painted, pre-cast concrete building constructed in 1958. It has a primary one and a half story section on its south side consisting of the boiler and utility room, with a two-story section to the north. Each section has a flat roof, and multiple pedestrian and freight doors with multi-light glazing. Windows are predominantly paired, two-by-two steel frame windows. The building's west elevation includes a ribbon of paired windows along the full length of the two-story section, providing light into the boiler and utility room.³⁷

28. Kennel. c.1950s. Contributing Building.

Southwest of the Butcher Shop, but still north of the prison fence line, is a 60' by 25', side-gabled building built from coursed sandstone masonry. The building has a moderately pitched gable roof sheathed with corrugated metal. The gables have wood siding. On the north elevation, toward the northwest corner are three large sliding bay doors. There are some paired, fixed windows on the building. The construction date and original function of the building is unknown but it appears to have been built between the 1930s and 1950s as a maintenance or storage building. However the use of quarry stone indicates it was built prior to 1960, when the Quarry was no longer in use. It served as a kennel for guard dogs in the 1970s.³⁸

29. Cell Block C. c. 1960. Contributing Building.

Cell Block C is a two-story building connected to the south elevation of Cell Block B. It is constructed of pre-cast concrete and has an asphalt, low-pitched gabled roof and barred windows. Constructed in about 1960, this building became a separate block to house high-security inmates and for solitary confinement. Although possessing a separate floor plan, it served as an addition onto the south elevation of Cell Block B, extending the east definition of the Prison Yard southward by several hundred feet. The construction of the Culinary eventually eliminated this relationship to the Prison Yard.³⁹

30. License Plate Factory. c. 1962. Contributing Building.

East of Cell Block A is the License Plate Factory. The factory is a 180' by 40' concrete masonry building constructed by 1962. It has a shallow gable roof, high ribbon windows in multiple sets, and billboard-style painted signage on the north gable end. There is a two-story, shed-roof projection on the west elevation. The first story of the projection is concrete block, with a single door on its north elevation. The second story of the projection is corrugated steel.⁴⁰

³⁷ NSP 0001, Nevada State Prison photograph collection, NSLA.

³⁸ The construction date of the Kennel is unknown but it does appear in the 1962 aerial photograph set. NSP 0001, Nevada State Prison photograph collection, NSLA.

³⁹ NSP 0001, Nevada State Prison photograph collection, NSLA.

⁴⁰ The License Plate Factory does not appear in an aerial photo series from 1962. However, it was constructed shortly thereafter and appears in photographs of the prison from the late 1960s. It is also mentioned in subsequent reports by Warden Fogliani prior to his removal in 1967.

Nevada State Prison

Carson City, NV

31. Two Tower. 1962. Contributing Building.

South of the Electrical Shop is a 12' by 12' pre-cast concrete guard tower with an asphalt roof with a wide overhang. An interior staircase climbs up three stories to the guard room at the top. The majority of the tower has squared concrete walls. The guard post portion has a concrete half wall and glass picture windows that are canted outward to the roof overhang and provide a full view of the prison.

32. One Tower (Main Gate). 1963. Contributing Building.

One Tower, a pre-cast concrete 18' by 18' building constructed in 1963 sits at the northwest entrance to the prison. The first floor is canted inward, and contains ribbons of aluminum framed windows on all four sides. The walls of the second story are made of canted glass windows. The roof is flat with a wide overhang, and is topped by several utility and communications modules.

33. Three Tower. 1966. Contributing Building.

Three Tower stands on a single, round steel support with an octagonal guard room at the top. The structure contains twenty-five square feet and is accessed by a spiral steel stair outside the prison fence, with the entrance via a platform on the south face of the octagon. The guard room itself has a metal half wall canted inward, joining a continuous ribbon of steel-frame windows that are canted outward. The roof is flat, with flat metal faces approximately two feet in height above the windows.

34. Culinary and Dining Hall. 1966. Contributing Building.

North of the southern Quarry wall is the one-story Culinary and Dining Hall. Built in 1966 with International stylistic influences, the Culinary consists of a 65' by 125' primary building, with a 40' by 100' addition onto its east elevation. Both sections of the building are constructed from concrete block and share a flat, single-ply membrane roof with a large face along the eave with evenly-spaced block brackets. Though of concrete and steel construction, the exterior walls are faced with square tile. The compatible east addition was added in 1999.⁴¹

Post-Modern Construction

After 1967, there remained some modest construction within the main prison complex for basic needs. The dominant construction phase after the historic period was the addition of the "Hilltop Units" east of the historic NSP campus. There have also been infrastructural upgrades including a larger water tank and accessory buildings constructed on the east side of the campus.

35. Gymnasium and Book Bindery. 1976. Non-contributing Building.

South of the Boiler Room is the Gymnasium and Book Bindery Building, a prefabricated building with metal siding and a metal gabled roof. It was constructed in 1976. The Book Bindery occupies 4,137 square feet of the building and the Gymnasium occupies 7,980 square feet of the building.

⁴¹ "1998 Aerial Photos" and "2001 Aerial Photos" layers, Carson City public GIS web tool, <http://ccapps.org/publicgis/>, accessed 3/9/2015;

Nevada State Prison

Carson City, NV

36. Chain Link Security Fence. c.1980s. Non-contributing Structure.

Most of the historic campus is surrounded by two runs of chain-link fence of approximately twelve feet, topped with concertino wire. Aluminum posts are spaced at approximately ten feet. These courses of chain-link were most likely added after the construction of the Hilltop Units to provide additional security. Many of the fence courses run along historic courses established in 1942 or 1960.⁴²

37. Shed. c. 2000. Non-contributing Building.

Beside the blocked off entrance to the Fossilized Sloth Footprint Tunnel is a small shed built from concrete blocks with a front gabled roof. The construction date of the shed is approximately 2000.

38. Maintenance Shop. 2004. Non-contributing Building.

East of the Storage and Maintenance Office is the Maintenance Shop, a 40' by 100' prefabricated building with metal siding and a metal roof. It is on a concrete slab foundation and was built in 2004.

Integrity of the District

The Nevada State Prison retains good integrity in all seven aspects during its period of significance from 1920-1967. The campus as a whole reflects continuous evolution in state administration at a site that has been used by the State of Nevada as a prison from 1862 to 2012. The historic district in particular represents the period between 1920 and 1967 when the prison operated using rehabilitative methods established in the Progressive Era and refined after the Second World War. The overall integrity of setting, feeling, and association of the NSP has been well retained.

The buildings themselves retain strong integrity in design, workmanship, and materials. The heavy use of prisoner-crafted sandstone from the quarry prior to 1960 is still very evident. Most historic buildings within the district have received very few modifications to their design or finishes since the historic period, with most changes being interior infrastructural upgrades. The non-contributing buildings within the district are compatible with the significance of the NSP as a prison complex. Due to the absence of extant, confirmed resources possessing integrity dating prior to 1920, the period of significance does not include the earliest period of the prison's operation between 1862 and 1920. While a small number of resources appear to date from before the 1920 reconstruction phase, their construction dates cannot be confirmed. Furthermore, although the Prison Quarry was present and operation as early as 1862, subsequent construction and deterioration has limited the historic integrity of the Quarry to that period, so that the resource reflects its operation during the early and mid twentieth century.

The various landscapes and associated features retain strong integrity to the period of significance in their spatial organization, species composition, land use patterns, and topography. Most changes since the period of significance have been minor additions or subtractions of

⁴² Snyder, 109.

Nevada State Prison

Carson City, NV

designed landscape features. Most of the new landscape features are decorative elements in the West Lawn and Garden that are compatible with the overall character of the site as a park-like recreational space.

Nevada State Prison

Carson City, NV

8. Statement of Significance

Applicable National Register Criteria

(Mark "x" in one or more boxes for the criteria qualifying the property for National Register listing.)

- ☒ A. Property is associated with events that have made a significant contribution to the broad patterns of our history.
- ☐ B. Property is associated with the lives of persons significant in our past.
- ☐ C. Property embodies the distinctive characteristics of a type, period, or method of construction or represents the work of a master, or possesses high artistic values, or represents a significant and distinguishable entity whose components lack individual distinction.
- ☐ D. Property has yielded, or is likely to yield, information important in prehistory or history.

Criteria Considerations

(Mark "x" in all the boxes that apply.)

- ☐ A. Owned by a religious institution or used for religious purposes
- ☐ B. Removed from its original location
- ☐ C. A birthplace or grave
- ☐ D. A cemetery
- ☐ E. A reconstructed building, object, or structure
- ☐ F. A commemorative property
- ☐ G. Less than 50 years old or achieving significance within the past 50 years

Areas of Significance

(Enter categories from instructions.)

POLITICS/GOVERNMENT

Nevada State Prison

Carson City, NV

Period of Significance

1920-1967

Significant Dates

1920 – Construction begins on main campus

1967 – End of rehabilitation-focused methods at NSP

Significant Person

(Complete only if Criterion B is marked above.)

N/A

Cultural Affiliation

N/A

Architect/Builder

DeLongchamps, Frederic J.

Parsons, Edward S.

Heidenreich, William M.

Nevada Engineering Construction Company

Panicari, G.

Walker Boudwin Construction Company

Statement of Significance Summary Paragraph (Provide a summary paragraph that includes level of significance, applicable criteria, justification for the period of significance, and any applicable criteria considerations.)

The Nevada State Prison is eligible for the National Register of Historic Places under Criterion A, in the Area of Politics and Government for its association with Nevada's state administration in twentieth century, specifically, its adoption and refinement of prison reforms in the twentieth century. The Nevada State Prison (NSP) represents Nevada's implementation of rehabilitative methods of penology by 1920, and the refining of those practices after the Second World War. The period of significance begins in 1920, the year in which the state began a massive

Nevada State Prison

Carson City, NV

reconstruction of the prison to establish a rehabilitative campus. The period closes in 1967 with the transition from those rehabilitative methods of corrections to contemporary, security-based modes of prison administration. During that period, prison administrators created a built environment that emphasized the treatment of prisoners as patients who could be rehabilitated through labor. Prisoners constructed most of the buildings and quarried and cut the raw stone used to build them. In 1967, the administration of the prison, and the treatment of its prisoners, changed dramatically towards a system that emphasized security and control, leading into the contemporary age of prison management in the United States.⁴³

Narrative Statement of Significance (Provide at least **one** paragraph for each area of significance.)

Establishing Nevada State Prison, 1862-1864

The Nevada State Prison (NSP) is part of Nevada's oldest state agency, and served as the only state correctional institution in Nevada from 1864 through 1964. It began as a makeshift territorial prison when Congress established the Territory of Nevada in 1862. Americans and immigrants flocked to western Nevada in 1860, seeking riches from the newly discovered Comstock Lode in Virginia City.⁴⁴ The United States government officially recognized the Nevada Territory in 1861, and the subsequent 1862 Territorial Legislature provided that a prison be established at the territorial capital of Carson City. The population boom following the "Rush to Washoe" exposed the need for a tiered correctional system in Nevada which has guided the state's corrections since that time.

The tiered correctional system established in the United States, and subsequently in Nevada, allowed for a combination of county jails, state prisons, and federal prisons, each with its own purpose. While federal penitentiaries exclusively housed those who had violated federal laws, state and county institutions had a closer relationship. Although each tended to house convicts under state or county law, respectively, state prisons often housed convicts with long-term sentences from throughout the state, regardless of whether local or state law had been violated. The Nevada legislature formed a Prison Commission in 1862 and charged it with finding a suitable building to serve as the state prison. Because no such building existed, legislator and Carson City founder Abraham Curry offered to board prisoners at his Warm Springs Hotel east of Carson City for \$500 per month.⁴⁵ Curry's land featured a warm spring and a sandstone Quarry, upon which he built a stone bathhouse and hotel.

Upon its conversion to a prison in 1862, the Hotel housed four prisoners who spent their time laboring in the Quarry. Curry served as their warden, agreeing to "keep all convicts for their labor, and a bonus of \$6,000 more or less per annum. He will employ them in his extensive stone

⁴³ James W. Hulse, *The Silver State: Nevada's Heritage Reinterpreted*, (Reno and Las Vegas: University of Nevada Press, 2003), 291-92.

⁴⁴ Hulse, *The Silver State*, 75.

⁴⁵ Snyder. 2-3.

Nevada State Prison

Carson City, NV

Quarry, and has already prepared cells etc., for their safe retention.”⁴⁶ Curry sold the property to the Nevada Territory for \$80,000 in March of 1864. The twenty-acre purchase included the thirty-eight-cell prison building that measured thirty-two by ninety-six feet, the sandstone Quarry with its tools and horse teams, and use of Curry’s adjacent toll road. Despite its reuse as a prison, the property retained the impression of a crude frontier hotel: canvas lined the interior walls, the roof was composed of wood shingles, and no fences or walls existed around the building’s perimeter. Period newspapers also indicate that the hotel portion remained available for public accommodations for several years after the transfer.⁴⁷

The Reformatory Movement at the Nevada State Prison, 1864-1900

On October 31, 1864, Nevada made the transition from territory to statehood, and on November 5, the prison officially became a state-administered institution. From its earliest days through the modern era, the NSP sought to adopt nationally-recognized correctional practices. However, limited funding often hampered this goal, leading to partial adoption of Reformatory practices until the twentieth century. Despite the institution’s status as Nevada’s first State agency, its management remained somewhat provincial in its early years. In 1864, Warden Howland added the first cell block to the campus, which came to be known as the Territorial addition, but by the following year, the prison housed only nineteen inmates. In 1865, J.S. Crosman assumed wardenship, inheriting twenty-two inmates and a dismal budget. In spite of fiscal constraints, Crosman successfully secured funding to complete construction of a twelve-foot high security fence around the Hotel, Quarry, and Prison Yard, as well as guardhouses, two water wells, an icehouse, an enclosed garden, and a cellar. He also constructed an addition to the Hotel measuring thirty-two by forty-one feet, which provided fourteen additional two-person cells.⁴⁸

Among the consistently defining features of the prison was the stone Quarry, included in the 1864 deed. The deed granted to the State of Nevada “all the quarried stone now on said premises.” In addition to the spring waters, the NSP’s outcrop of sandstone provided raw materials for building purposes and began operation by 1861. While early stonecutting at the Quarry was a commercial venture of Curry’s, stonecutting soon became a source of revenue and an occupation for prisoners. However, as late as 1870, non-inmate quarrymen worked alongside the prisoners to blast out rock for the Nevada State Capitol (NRIS#75002126).⁴⁹

A prison escape in December of 1865 illuminated the need for improved security, in spite of the new fence. A group of inmates were able to loosen mortar and dig their way out of the main building.⁵⁰ As a result, Warden Crosman plastered the interior walls of the prison, in addition to

⁴⁶ Undated newspaper article, “Nevada State Prison,” ephemera file, Nevada State Library, Carson City.

⁴⁷ Snyder, 4; Nevada Statute 1864: 66 “An act to provide for a territorial prison;” Ormsby County Deed Book 8, 63; Raymond Smith, *Carson City Yesterdays*, Vol. 1, (Minden, NV, 1999), 29.

⁴⁸ Snyder, 4-5.

⁴⁹ Ormsby County Deed Book 8, 64; Robinson, *Nevada Directory of 1862*, 1, 3, 5-8, 11; “Warden’s Report and Inventory, 1864,” Nevada State Prison ephemera files, NSLA; Dolan, “Pages from the Past,” April 30, 1972. The 1862 business directory lists five stonecutters as boarders at Curry’s Warm Springs Hotel, presumably cutting and facing stone for projects in the Eagle Valley region.

⁵⁰ Snyder, 7.

Nevada State Prison

Carson City, NV

raising the southwest security wall by four feet. In 1866, Crosman also increased the size of the prison yard by blasting out the Quarry, constructed a masonry water tank that delivered water to the kitchen, and added a twenty-two by seventy-eight foot room to the rear of the main building.⁵¹

The subsequent management of the NSP responded both to national trends in prison management and Nevada's population trends in the second half of the nineteenth century. The expansions and improvements outlined below were a response to overcrowding at the NSP, mirroring national trends that saw a swell in inmate population between 1868 and 1878.⁵² The NSP's population increases correlate with the state's early mining boom between 1859 and 1879.⁵³ According to Warden James Slingerland, the population at the NSP tripled from 41 in 1867 to 128 in 1869. Because of the crowded conditions, the 1873 Legislature passed a law mandating a new prison, large enough to house 300 inmates and to be constructed in nearby Reno.⁵⁴ However, the project ran over budget, and the massive spending resulted in only a partial perimeter wall being built. The 1877 Nevada State Legislature refused to provide additional appropriations for the construction of the state prison at Reno, and the site was abandoned.⁵⁵ In 1877, the inmate population at the NSP ballooned to 144, forcing guards to house prisoners three to a cell in the prison's fifty-three cells.⁵⁶ According to contemporary prison historian Blake McKelvey, the overpopulation problem was a result of Nevada "thronging with desperadoes" in the "boom days" of the 1870s, but may have been influenced by a rise in crime following the end of 'bonanza' mining in the late-1870s.⁵⁷ The prison's population remained relatively steady until 1888, when it declined to 99, reflecting the decrease in Nevada's population as people began to leave the state. After this drop, the prison population remained steady into the 1900s.⁵⁸

The appointment of James Slingerland to the NSP wardenship in 1867 signaled the beginning of the prison's early Reformatory period. Despite Nevada's relative youth as a state, the legislature and administrators attempted to adopt contemporary strategies for prison management. Shortly after Slingerland, assumed wardenship, a kitchen fire consumed much of the prison, largely sparing the "Territorial Addition," but precipitating some of the first Reformatory changes at the institution. Slingerland began a reconstruction project that helped establish the prison as a state institution, replacing the improvised frontier hotel with a dedicated iron-and-stone penitentiary, adding two dungeons for solitary confinement, iron gates, and a locking mechanism that he designed himself.⁵⁹ Compared to other Gothic and Romanesque Revival style state prisons that were popular during the late nineteenth century, the NSP was relatively modest in appearance, yet it did possess a number of architectural flourishes. The ornamental gates, medievalist

⁵¹ Snyder, 6.

⁵² Blake McKelvey, *American Prisons*, (University of Chicago, Chicago: 1936), 76.

⁵³ Hulse, *The Silver State*, 101.

⁵⁴ Snyder, 17.

⁵⁵ Snyder, 28.

⁵⁶ C.C. Batterman, *Biennial Report of the Warden of the Nevada State Prison for the Years 1877 and 1878*, NSLA.

⁵⁷ McKelvey, 197.

⁵⁸ Snyder, 33; Hulse, *The Silver State*, 162. Frank J. McCullough, *Biennial Report of the Warden of Nevada State Prison for the Years 1889 and 1890*, NSLA.

⁵⁹ James Slingerland, *Biennial Report of the Warden of the Nevada State Prison for the Years of 1867 and 1868*, NSLA.

Nevada State Prison

Carson City, NV

octagonal watchtowers, and roof-top cupola seen in historic photographs suggest a conception of the prison as a State institution worthy of such embellishments. The prison's proximity to the Warm Springs resort may also have encouraged a more decorative approach.⁶⁰

Slingerland's developments echoed an ideological shift in American penology away from the harsh discipline of the Auburn System, which enforced absolute silence and solitary confinement at night. Prisons throughout the country began adopting a rehabilitative approach known as the Reformatory System, compelled by an 1867 report on correctional institutions. In that year, the New York Prison Association employed Enoch Wines and Theodore Dwight to examine prison conditions in the United States and Canada. Wines and Dwight emerged from their investigation with a list of recommendations, including larger cells, better sanitation, rehabilitation incentives, and non-corporal punishment.⁶¹ Despite the call for improved conditions for prisoners, the report also espoused simplicity of construction. To Wines and Dwight, "highly ornamental" prisons were "objectionable" because they were more expensive to build, increasing the cost of crime to society. Wines and Dwight argued that investment in architectural adornment would discourage prison authorities from modifying or replacing their facilities in the event that evolving prison theory suggested better arrangements. The authors also claimed that ornamental prisons lent "dignity" to crime. While their suggestions were not broadly adopted until the 1876 establishment of Elmira Reformatory in New York, their influence became apparent in Warden Slingerland's sanitation improvements at the NSP. Beginning in 1867, Slingerland implemented several improvements to the facility, including increasing ventilation by installing transoms over doors and draining the adjacent marshland. Despite his desire to improve health and hygiene at the prison, Warden Slingerland insisted that he had "not proposed to consume precious time in trying to make an unmitigated rascal an honest man."⁶²

Among the key Reformatory developments at the NSP was the creation of a Public Account system of penal labor, which involved producing goods onsite and selling them on the open market.⁶³ This was common for correctional facilities in the nineteenth century, which largely administered prisoner labor for two reasons: to cover operating expenses and to dispense punishment. Warden Crosman reported that prisoners were put to work cutting stone in the Quarry, and the prison sold much of the sandstone that it produced. The quarried sandstone, either rubble or dressed, often went to projects in nearby Carson City, including the First United Methodist Church (NRIS# 11000785, contributing resource to the Westside Historic District), the United States Mint (NRIS# 75002127), the Nevada State Printing Office (NRIS# 78003212), the Governor James W. Nye Mansion (NRIS# 75002128) and the Armory building.⁶⁴ In 1869, the Nevada State Legislature passed the Capitol Building Act, which required that the new capitol building (NRIS# 75002126) in Carson City be constructed of sandstone cut from the Nevada State Prison Quarry. According to the act, the NSP did not receive compensation for the stone. In order to supply the amount of stone required, the legislature charged Slingerland with

⁶⁰ Riddle et al, *Nevada State Prison*, 12-18.

⁶¹ John W. Roberts, *Retribution and Reform: An Illustrated History of America's Prisons*, (American Correctional Institution by United Book Press, Inc., Baltimore: 1997), 61.

⁶² Slingerland, 1869; Wines and Dwight, *Report on the Prisons and Reformatories*, x, 109-111.

⁶³ Slingerland, 1869, 82.

⁶⁴ Snyder, 9, 32.

Nevada State Prison

Carson City, NV

expanding the Quarry operation, which including demolishing the yard's south fence and employing 60-70 inmates at a time to cut stone.⁶⁵

Although Slingerland only tacitly adopted Reformatory concepts, the 1873 appointment of P.C. Hyman introduced a period of formal incorporation of Reformatory principles. Hyman arrived in the wake of a prison riot and prison break occurring within ten months of each other. Witnessing an inadequate prison wall as a security threat, Hyman commissioned a fourteen-to-eighteen foot high wall that connected to the high Quarry wall.⁶⁶ In an effort to ensure the prison was adequately managed, the Nevada Prison Commission sent Warden Hyman to the 1874 Prison Congress of the United States.⁶⁷ The National Prison Association held an annual Congress beginning in 1870, during which the organization adopted a Declaration of Principles that recommended the reformatory concept.⁶⁸ The yearly meeting served as a gathering to share new ideas, models, and trends in American penology. Hyman returned with an architectural plan for a new prison based on the reformatory model. During his tenure, Hyman oversaw the construction of a new dining room, blacksmith shop, carpenter shop, shoemaking shop, and tailor shop.⁶⁹ The warden sought additional opportunities to employ inmate labor, and he intended to use the shoemaking shop to do so.⁷⁰ The enterprise was successful from 1874 to 1877, after which it steadily declined.

Frank McCullough succeeded Hyman and continued operations at the Quarry and shoemaking shop during his tenure beginning in 1887. Under McCullough, prisoners continued to cut stone to be used in onsite construction in addition to providing stone for state projects; in 1887, the warden commissioned the construction of a Butcher Shop, water building, and improved walls using prison-quarried stone.⁷¹ In his 1887 report, Warden McCullough insisted that the shoemaking shop, despite its operation at a deficit, proved valuable for the rehabilitation and vocational training of inmates.⁷² He recommended maintaining the shoemaking shop in order to provide employment to inmates, in spite of its poor economic returns. However, when Warden Frank Bell assumed the wardenship in 1893, he closed the shoemaking shop, unable to justify its continued deficit.

The 1882 discovery of fossil tracks provided not only a unique tourist attraction for the prison but a source of revenue to expand the Reformatory offerings of the prison.⁷³ Though fossil discoveries were common in the NSP Quarry, the 1882 discovery of oddly shaped, eerily human-looking fossilized footprints prompted a formal investigation by the California Academy of Sciences. The Academy dispatched C. Drayton Gibbs, H.W. Harkness, and Joseph LeConte to the scene and the investigators documented footprints measuring eighteen to twenty inches long

⁶⁵ Snyder, 13.

⁶⁶ Snyder, 16.

⁶⁷ Snyder, 17.

⁶⁸ Roberts, 62.

⁶⁹ Snyder, 16-17.

⁷⁰ Snyder, 17.

⁷¹ Snyder, 33.

⁷² Snyder, 32.

⁷³ Garrard, William, *Biennial Report of the Warden of the Nevada State Prison for the Years 1881 and 1882*, NSLA.

Nevada State Prison

Carson City, NV

and eight inches wide. Eventually determined to have been made by a prehistoric sloth, the footprints drew more than 5,000 visitors over a two year period, and the tourist interest influenced the physical development of the prison grounds.⁷⁴ The prison could not curtail quarrying to accommodate the interest; therefore, inmates excavated a tunnel into the Quarry wall with the hope of uncovering more of the footprints, assuming that if prints were inside the tunnel, they could be protected without impeding the everyday function of the prison and the Quarry. The effort was successful, and the revenue raised from the collection of visitors' fees helped to further expand the facility supporting the construction of a prison library as well as the acquisition of a prison chaplain. The sloth prints also provided a degree of international attention, featured in history books, scientific journals, and satire of the period.⁷⁵

The Progressive Era and the Nevada State Prison, 1900 – 1940

The Progressive Era, generally defined as the period between 1890 and 1920, began as a drive for social reform that developed into a national movement by the twentieth century. Among the tenets of American Progressivism was the concept that social problems should be addressed by providing education, safety, and efficiency in economics and the workplace. Nevadans shared these ideals, and became active in the Progressive movement by 1900, seeking to make their State government a “responsive and effective instrument in relieving the social and economic distress of the people.”⁷⁶ The movement greatly influenced American penology in the early twentieth century, reflecting a refinement of the Reformatory concept that the NSP fully embraced by 1900. This echoed national prison trends of the time, as the Auburn System's influence disappeared from American penitentiaries, with the exception of Auburn-style architecture.⁷⁷ Moreover, prison commissions widely accepted Reformatory practices that emphasized prisoner rehabilitation and sanitation and rejected exploitation and degradation.⁷⁸ The quintessential Progressive reformer, Theodore Roosevelt further extolled a prisoner's right to “proper work, health, reasonable moral and mental training, and [...] rehabilitation” in his 1913 work *The New Penology*, arguments that became the defining philosophy for Nevada's corrections in the early 1900s. These new techniques, along with a rise in prisoner population, eventually compelled NSP administrators in the 1920s to demolish the original prison and construct a new campus.

While the use of rehabilitation-focused labor was a carryover from the Reformatory period, Progressive ideology also necessitated the provision of improved sanitation and enhanced quality of life for prisoners. NSP administrators sought to adopt Progressive practices even before the

⁷⁴ Snyder, 31; There is a lively discussion in national journals regarding the discovery of the footprints at the Nevada State Prison. Despite their significance to late-nineteenth century zoology, the prints are now covered by concrete, and thus non-contributing to the historic district at this time. See “Ancient Footprints: A Record of Post-Tertiary Man-Gigantic Sandals and Small Men,” *The Helena Independent*, August 20, 1882, 1; “Find relics of the Days of Civil War,” *The Carson City News*, February 2, 1928, 1:6; “Footprints of Monster Men,” *New York Times*, August 18, 1882; Mark Twain, “Carson Footprints,” *Sacramento Daily Record-Union*, March 25, 1885, 1; Robert H. Davis, “Nevada Footprints,” *The Californian Illustrated Magazine*, 4(1893):598-605, available via Google Books..

⁷⁵ McKelvey, 197.

⁷⁶ Rullell R. Elliot, *History of Nevada*, 2nd ed., (Lincoln: University of Nebraska Press, 1987), 239.

⁷⁷ McKelvey, 213.

⁷⁸ Roberts, 79.

Nevada State Prison

Carson City, NV

construction of a new campus in the 1920s. During this period, the prison adopted new technologies to improve sanitation and security, as Warden J.L. Considine replaced the pump room's steam engine with an electric engine, installed an electric alarm system, and positioned incandescent lights outside the prison between 1904 and 1905.⁷⁹ Between 1907 and 1908, Warden W.J. Maxwell oversaw the construction of an eight-foot electrified fence along the rear of the prison yard, in addition to a new iron door installed on the armory and three guard houses built at the prison gate and along the south and west perimeter.⁸⁰ In an effort to further improve health and sanitation, Warden Denver Dickerson added a modern steam laundry and outfitted the hospital with modern operating equipment in 1913.⁸¹ These improvements mirrored contemporary technological developments in national prisons that saw plumbing and electric lighting installed in prisons through the country, and the replacement of iron-latticed, hinged cell doors with case-hardened, cylindrical barred doors that slid on tracks.⁸²

The Progressive Era penology utilized by the NSP advocated inmate rehabilitation through the individualized treatment of prisoners, indeterminate sentences, and convict employment programs. Warden Maxwell recommended the construction of a separate cell house in order to segregate first-time offenders from hardened criminals, following national recommendations to classify inmates and prescribe specialized treatment plans. These plans aimed to create reformed, contributing members of society.⁸³ Maxwell also recommended that the State form a committee to address inmate employment issues, in addition to considering an indeterminate sentence system to reward prisoners for good behavior.⁸⁴ By 1923, the prison established a credit system that reduced sentences based on good behavior and time spent working for the benefit of the prison.⁸⁵ This signaled a shift in the emphasis of prisoner labor from a means to cover operating costs to a rehabilitation method that offered vocational training and eliminated idleness.⁸⁶ In 1909, Warden Maxwell reported that twenty-five percent of inmates were addicted to opium, and he attributed this statistic to the lack of available work at the prison.⁸⁷ Maxwell believed that prisoner idleness, in combination with the current penal system, harmed inmates rather than reforming them for a return to public life. In his report for the 1925-26 years, Maxwell stated that "there are some men, serving their first prison terms, who are not at heart criminals. We find law-breakers and we find criminals in prison . . . Idleness, especially in a prison, does more . . . toward making criminals of these law-breakers than anything else." Although under Maxwell's wardenship, the Quarry continued to supply stone and cracked rock for Carson City construction and infrastructure projects, he contended that the Quarry did not provide enough work for the inmate population.⁸⁸

⁷⁹ J.L. Considine, *Biennial Report of the Warden of Nevada State Prison for the Years 1903 and 1904*, NSLA.

⁸⁰ W.J. Maxwell, *Biennial Report of the Warden of the State Prison, 1907-1908*. Nevada State Archives, NSLA.

⁸¹ Snyder, 45.

⁸² Roberts, 95-104.

⁸³ Roberts, 121; Maxwell, 1908, NSLA.

⁸⁴ Maxwell, 1908, NSLA.

⁸⁵ Snyder, 54.

⁸⁶ Roberts, 82.

⁸⁷ Maxwell, 1908, NSLA.

⁸⁸ Maxwell, *State of Nevada Biennial Report of the Supt. Nevada State Police and Warden State Penitentiary: 1925-1926*, 6, NSLA.

Nevada State Prison

Carson City, NV

The aim to provide work opportunities to aid in reforming prisoners precipitated the proliferation of prison honor camps at state penitentiaries, including the NSP, in order to relieve overcrowding and provide more rehabilitation opportunities. Through work such as road building and farming, these honor camps provided an opportunity for well-behaved inmates to work in minimum-security conditions.⁸⁹ In 1911, the Nevada Legislature authorized the NSP to establish road camps, which allowed inmates to work on the roads between Carson City and Reno, between Carson City and Glenbrook, and along the east side of Washoe Lake.⁹⁰ These road camps were common throughout the United States, although they were particularly common in the West. In fact, Western prisons pioneered the concept of employing trustworthy inmates, primarily prisoners facing imminent eligibility of parole, to work in these camps. Motivated in part by the increasing number of automobiles on American roads, Colorado first developed the inmate road-building model which quickly spread to Arizona, New Mexico, Nevada, Utah, and Wyoming.⁹¹ Convict road-building in Nevada lasted only two years, until the 1913 Legislature declined further appropriations for the expensive program.⁹²

A longer lasting labor program adopted by the NSP was an off-site farm to provide both work opportunities and food for prisoners. In 1910 the Nevada Board of Prison Commissioners purchased the Schultz Farm, located between the prison and Stewart Indian School (NRIS# 85002432), with the intent of expanding opportunities for inmate labor and establishing self-sufficiency amid consistently inadequate funding for the prison.⁹³ At the NSP, a foreman supervised inmate farm-workers, ensuring that they did not leave farm property. Aside from this restriction of movement, prisoners on the farm enjoyed full liberty. Warden Maxwell lauded the opportunities for rehabilitation, and the prison administration anticipated the potential of the farm to meet the prison's need for meat, vegetables, and hay.⁹⁴ Under the subsequent leadership of Warden Henrichs, the farm expanded to include a dairy that met the needs of the prison in excess.⁹⁵ Despite the farm's success, Henrichs noted in 1919 that inadequate employment opportunities for inmates persisted, particularly during the winter, which interrupted work at the Quarry and farm. To ease the lull, he leased prisoners to nearby, privately-owned farms and ranches to assist in harvest activities. The warden requested appropriations to build a manufacturing shop to bolster inmate employment; however, the Legislature did not approve them.⁹⁶ As another effort to reduce inmate idleness, the state promoted increased inmate exercise, which included the installation of a tennis court in the Front Yard of the NSP in 1915.⁹⁷

⁸⁹ *The American Prison: From the Beginning...A Pictorial History*, (The American Correctional Association, 1983), 114; Roberts, 90.

⁹⁰ Snyder, 43.

⁹¹ McKelvey, 223.

⁹² Snyder, 46.

⁹³ McKelvey, 104.

⁹⁴ Snyder, 42.

⁹⁵ Snyder, 46.

⁹⁶ Snyder, 47.

⁹⁷ Denver Dickerson. *Biennial Report of the Warden of the State Prison, 1913—1915*. Nevada State Archives.

Nevada State Prison

Carson City, NV

Alongside the popularity of prisoner labor was a movement to provide compensation to prisoners for their labor. These developments grew out of the 1910 formation of the National Committee on Prisons and Prison Labor, which stated its “intention to investigate the prison labor problem broadly and systematically and to promote appropriate remedies.”⁹⁸ The NCPPL urged state prison boards to abolish contract and forced labor, based on Director D. E. Stagg Whitin’s work *Penal Servitude*, which argued that forced labor was akin to economic slavery and therefore in direct conflict with rehabilitation. The committee recommended paying a fair wage to working inmates and promoted education and exercise as integral to rehabilitation.⁹⁹ In 1923, amid the NSP’s significant expansion project, which primarily employed convicts, the Prison Board instituted a daily wage schedule for inmate labor.¹⁰⁰

Nevada’s population, and subsequently the prison’s, rose significantly in the early twentieth century, placing added pressure on the existing facilities of the prison. During Warden Considine’s 1903-1907 tenure, the prison housed an average of 106 prisoners.¹⁰¹ After W.J. Maxwell assumed wardenship in 1908, the population doubled to 217.¹⁰² Simultaneously, the state experienced its second mining boom in copper, gold, and silver, resulting in a significant population increase from 1900 into the early 1920s.¹⁰³ Considering the overcrowded conditions at the NSP, the 1909 State Legislature allocated \$205,000 for the construction of a new prison.¹⁰⁴

Beginning plans to expand the prison, the state commissioned prominent architect Frederic DeLongchamps in 1910 to design a new prison. His blueprints, inspired by the Auburn and Eastern State Penitentiaries, called for an imposing Gothic Revival style penitentiary with a central rotunda and radiating wings of cells. The design featured a large chapel to encourage the moral reform of inmates, a photography studio and darkroom to document incoming prisoners, a “Bertillon room” to take body measurements as a way of identifying prisoners prior to the acceptance of fingerprint identification, and a separate cell block exclusively for female prisoners, the first such accommodations at the prison.¹⁸ However, funds were not available to build the huge facility, and the plans did not take into account the terrain that included an ever-expanding stone Quarry. The steep Quarry walls worked well as a barrier and the more the prisoners worked the Quarry, the more formidable the walls became. A prison modeled after New York State Penitentiary or Eastern State Penitentiary, with their static stone fence lines, could never have accommodated the growing Quarry. Also, the new prison would have been built with unskilled prison laborers who were not trained to the level of craftsmanship required for such a detailed and complex building. As such, the state placed the prison’s expansion project on hold.

⁹⁸ Rebecca M. McLennan, *The Crisis of Imprisonment: Protest, Politics, and the Making of the American Penal State 1776-1941*, (Cambridge University Press, New York: 2008), 324.

⁹⁹ McLennan, 325-326.

¹⁰⁰ Snyder, 54.

¹⁰¹ Considine, 1904, NSLA.

¹⁰² W.J. Maxwell, *Biennial Report of the Warden of the State Prison, 1907—1908*. NSLA.

¹⁰³ Hulse, 162-179.

¹⁰⁴ Snyder, 41.

Nevada State Prison

Carson City, NV

However, in 1919, the Nevada legislature revived the expansion project for the NSP, involving then State Architect DeLongchamps to develop new designs.¹⁰⁵ DeLongchamps' designs for the NSP reflected the tenets of Progressive Era penology. Under direction by State Engineer James Scrugham, DeLongchamps created plans for a new cell house (now Cell Block A) and the Warden's Residence, both of which would be constructed using convict labor. W.J. Boudwin eventually replaced Scrugham as State Engineer, and he employed an African American convict named "Slim" as his foreman. Prisoner work crews began demolition work in advance of the new cell house in April of 1920.¹⁰⁶ The floorplan for each cell included a flush toilet, washstand, drinking fountain, electric lighting, and provisions for adequate ventilation.¹⁰⁷ In order to keep costs down and avoid patent royalties, DeLongchamps and Boudwin designed custom cell fronts that recycled existing metal, including old cell gratings and doors, and they engineered a new locking device and door suspension scheme. Slim had served in a similar capacity for a construction project at Folsom Prison, and his observations informed their designs. Inmates performed metal work for the project in the prison shop in addition to assisting with excavation and construction.¹⁰⁸

The expansion project took place between 1920 and 1927 and in addition to the Warden's Residence and Cell Block A, resulted in a commissary, kitchen, dining rooms, women's quarters, heating plant, cold storage, and administration offices, all housed in the Administration Building. The expanded facilities proved necessary as the NSP received more prisoners into the 1920s. In 1920, NSP housed ninety-nine prisoners, but the population rose again to 200 by 1925.¹⁰⁹ This reflected national trends at the time, as the crime rate in the United States increased steadily between the late 1910s and early 1920s. This was in part due to rising unemployment after World War I and the enforcement of new laws such as the Volstead Act passed by Congress in 1918, signaling the beginning of Prohibition. The National Vehicle Motor Theft Act passed in 1919 also contributed, making interstate transport of stolen vehicles a felony, authorizing offenders to be sentenced to state or federal prison.¹¹⁰ These statutes, as well the housing of federal prisoners at the NSP from 1925 to 1933, contributed to the rise in inmate population. Federal convicts housed at the NSP contributed significantly to the need for expansion. The NSP housed a total of 334 federal prisoners between 1925 and 1933, earning \$217,148.51 in fees from the federal government.¹¹¹ However, in 1930, the United States established the Federal Bureau of Prisons in 1930, precipitating the transfer of a number of federal prisoners housed at the NSP to the federal penitentiary at McNeil Island in Washington. By 1933, all federal prisoners had vacated the state prison, either by fulfilling their sentences or transferring to federal facilities.¹¹² The elimination of federal prisoners resulted in a largely depopulated prison. In fact, Warden

¹⁰⁵ Snyder, 48.

¹⁰⁶ Snyder, 48-49.

¹⁰⁷ Snyder, 49; Scrugham, James G., to Dr. J.W. Kime. Letter, April 9, 1924, Reports, Department of Corrections collection, NSLA.

¹⁰⁸ Snyder, 50.

¹⁰⁹ R.B. Henrichs, Biennial Report of the Warden of the State Prison, 1921—1922; Snyder, 57.

¹¹⁰ The American Prison: From the Beginning...A Pictorial History, (The American Correctional Association, 1983), 126-127.

¹¹¹ M.L. Penrose, *Biennial Report of the Warden of the State Prison, 1933—1935*, NSLA.

¹¹² Snyder, 63-64.

Nevada State Prison

Carson City, NV

Penrose sent a telegram to the United States Attorney General requesting more federal prisoners in exchange for a reduced per diem, as the prison's recent expansions and reduced population provided a surplus of space, but the Attorney General denied his request.

By 1929, the built environment of the NSP fully reflected Progressive Era values of improved living conditions and security. Warden M.R. Penrose reported a spurt of new construction in that year that included a heated library outfitted with electric lighting, as well as three new guard towers: one at the main entrance, one atop the south end of the cell house, and one atop a wall on the south side of the main building. The towers were of rusticated quarry stone, and featured electric heat and telephones. New walls, punctuated by three arches with large iron gates, provided additional security to the main entrance, and existing walls were heightened. Additionally, Penrose launched an exterior beautification program for the grounds, which included grading the grounds east of the warden's residence, clearing all sagebrush within 11,500 feet of the prison, and grading the hill to the west of the prison, sowing it with grass seed. Penrose also rebuilt the stone wall north of the prison, laid a stone walk on the north and east side, excavated the yard by two inches to provide additional drainage, and laid concrete walks in the yard leading from the main building to surrounding buildings.¹¹³ Penrose's 1929 report mentions a library under construction, as well as the "improved appearance of the grounds" as a result of planting various trees, shrubs, and flowers. By 1931, Penrose had graded the pond in front of the prison and spread crushed rock on its banks, as well as planting 100 cottonwood trees along the south side of 5th Street between the prison and Carson City. He also graded the hillside on the southwest corner of the prison and laid painted river cobbles on it to resemble the American flag. In his 1935 report, Penrose reported building a hothouse (the current Greenhouse) over a stream from the hot spring, installing a sprinkler system, and laying additional driveways, walks, and a lawn in the yard.¹¹⁴

Prisoner entertainment and the public's attitude toward acceptable forms of entertainment in prisons also influenced the development of the NSP. One of the activities sanctioned by prison officials was gambling. From 1932 to 1967 the NSP was home to an inmate-run casino housed in a building known as "the Bullpen," demolished in 1967. Inmates could wager on craps, poker, blackjack, and gin rummy in addition to placing bets on sports. Each game was run by an inmate and as in any other casino environment, the person running the game had to bankroll it. In addition to facilitating the casino games, the NSP created its own gambling currency by issuing tokens known as "brass" in denominations ranging from five cents to five dollars. According to Warden Penrose, who organized the casino program, gambling taught inmates basic banking skills that they would need on the outside. "Odd though it may sound," Penrose said, "the gaming table has given many a dead broke inmate a start in this little world within. Gambling helps a little in the refining. It is legal in Nevada, well-regulated, tax-burdened, and a great deal cleaner than say, the big casino in Wall Street."¹¹⁵

¹¹³ Snyder, 60.

¹¹⁴ M.L. Penrose, Biennial Report of the Warden of the State Prison, 1925-1927; 1927-1929; 1929-1931; 1933-1935. NSLA.

¹¹⁵ Matt Penrose, *Pots O' Gold*, (Carlisle & Co. of Nevada, 1935).

Nevada State Prison

Carson City, NV

Amid its rebuilding, the NSP became the setting for an important development in the national debate on capital punishment: the adoption of lethal gas as a method of execution. Debate about capital punishment in Nevada began during early statehood when officials grew alarmed by the mob-like, spectacle atmosphere of public executions. The state legislature stipulated that all capital sentences should be carried out in a controlled setting at the NSP. In 1912, Nevada still condoned hanging and shooting as the preferred methods of execution, however, state officials were uneasy with the methods. Reviving Enlightenment-age concerns regarding the nature of civilized society and the continuing use of gruesome execution methods, Progressive advocates began an international conversation about “humane” execution. Establishing a humane approach to capital punishment became a primary concern of Progressive reformers.¹¹⁶

Nevada led this effort, with the NSP becoming the first institution in the United States to execute a prisoner using lethal gas. After the first execution by electric chair, taking place in New York in 1890, resulted in considerable public criticism, Nevada officials sought a more humane execution method. In 1921 two state legislators, assemblymen Harry L. Bartlett of Elko County and J.H. Hart of Pershing County, officially proposed a solution in Assembly Bill 230. The bill stated in part that:

The judgment of death shall be inflicted by the administration of lethal gas. The execution shall take place within the limits of the state prison, wherein a suitable and efficient enclosure and proper means for the administration of such gas for that purpose shall be provided by the board of prison commissioners. The warden of the state prison must be present, and must invite a competent physician, and not less than six reputable citizens, over the age of twenty-one years, to be present at the execution; but no other persons shall be present at the execution.¹¹⁷

The Nevada Legislature passed the law in 1921, and Nevada became the first state in the nation to approve lethal gas for execution. Reaction to the new method was swift with international commentary ranging from enthusiastic approval to abject horror. Despite the mixed reception, Nevada moved ahead and conducted the first legal execution by lethal gas in 1924. To prepare for the execution, warden Denver Dickerson oversaw the creation of the nation’s first gas chamber, which began its life on the NSP campus in 1888 as a barbershop. To convert the barbershop into a death chamber, inmate laborers sealed its doors and windows with wax and installed a steel cage inside the building.¹¹⁸ A series of pipes delivered hydrocyanic acid to a

¹¹⁶ “Kemmler Executed: A Sickening Sight to Behold,” *Reno Evening Gazette*, August 6, 1890, 1.

¹¹⁷ Assembly Bill No. 230. Statutes of the State of Nevada Passed at the Thirtieth Session of the Legislature 1921, Carson City: Nevada State Printing Office, 1921; Speller, Louis A. “They Don’t Know Whether it is Good or Bad Politics.” *Reno Evening Gazette*, January 4, 1919, NHSL.

¹¹⁸ Snyder, 53; “Boston’s Lethal ‘Humor.’” *Reno Evening Gazette*, April 8, 1921, 4; Brisbane, Arthur. “Death by Gas in Nevada.” *The Ogden Standard Examiner*, July 28, 1921, 4; “Death Gas In Nevada Brings Murder To End.” *The Evening Republican*, Mitchell, S.D. January 22, 1925, 12; “Execution by Gas Sought in Arizona.” *Reno Evening Gazette*, January 13, 1933, 12; “Fight to Save Gee Jon May Go Into U.S. Court.” *Reno Evening Gazette*, February 6, 1921, 1, “First Gas Execution Is A Success.” *Sheboygan Press-Telegram*, February 8, 1924, 1-2; “First Lethal Gas Execution Takes Place in Carson City, Nev. Prison” *Manitoba Free Press*, February 9, 1924, 1, 12; “Gas for Murderers,” *The Gleaner*, April 8, 1921, 5; “Humane Nevada,” *Manitowoc Herald-News*, April 7, 1921; “In the

Nevada State Prison

Carson City, NV

spraying apparatus within the room, which featured an observation window from the outside.¹¹⁹ The state executed inmate Gee Jon on February 8 despite strenuous efforts by his defense team to convince the Nevada State Supreme Court that the untested method was cruel and unusual. In October 1928, a new stone and cement execution chamber, featuring a guardroom and two condemned cells, replaced the converted barbershop.¹²⁰

The tenets of Progressive penology received criticism by the 1930s in response, in part, to concerns from business leaders who criticized the practice of using prisoner labor. By the 1920s, unions and other supporters of free industry criticized American prisons for interfering with the free market, as inexpensive convict labor undercut fair market prices. As a result, prisons established the state use system, in which convicts produced goods—including license plates—for sale to the United States government. In response, many states like Nevada adopted the state use system, which focused prisoner labor on specific state needs, such as the production of license plates. The prison-run license plate factory has become ubiquitous in popular culture, as it was an early adoption of the state-use system of penal labor in America.¹²¹ In 1931, Warden Penrose introduced the manufacture of license plates to the NSP after he constructed a factory expressly for this purpose, housed in an addition to the Administration Building.¹²² The addition featured a cell house on the second floor; however, the extra space was not needed, and Warden William Lewis converted the space into a school in 1936. Lewis wrote a letter to the Works Progress Administration (WPA), the New Deal's most ambitious agency, requesting their assistance in establishing the school. As a result, the WPA largely provided support to the NSP education program, including furnishing a classroom instructor.¹²³

Modern Rehabilitation at the Nevada State Prison, 1940 – 1967

After 1940, the Nevada State Prison refined Progressive Era models of rehabilitation, including detailed classification of prisoners, community involvement, and improved medical care. In the early 1940s, World War II and wartime industries influenced the prison's population trends, as well as inmate labor opportunities. Following the war, the prison refined new modes of prison administration adapted from the earlier Progressive model. NSP administrators humanized inmates, seeking to further individualize rehabilitation and create a campus-like environment.

The establishment of wartime industries in Nevada at Hawthorne Naval Ammunition Depot, the Basic Magnesium Plant in Henderson, and new air bases in Fallon, Tonopah, and Las Vegas, all led to a spike in Nevada's population; a rise that correlated with additional increases in inmates housed at the NSP. By 1940, the NSP's inmate population had reached a record high of 340. The

Death Chair: Further Particulars of the Kemmler Electrocution," *The Frederic News*, August 7, 1890, 1; "Lethal Chamber Plea," *The Daily Mail*, December 22, 1921, 3; "Painless, Both," *Reno Evening Gazette*, May 13, 1921, 4; "True Mercy or Cruellest Torture?," *Syracuse Herald*, May 15, 1921, 7, all at all at NHSL.

¹¹⁹ Scott Christianson, *The Last Gasp: The Rise and Fall of the American Gas Chamber*, (Berkeley: University of California Press, 2010), 73-74.

¹²⁰ Snyder, 60.

¹²¹ Roberts, 86.

¹²² "50% is Saved Buy State on Motor License Plates," *Nevada State Journal*, January 20, 1934, 4.

¹²³ Snyder, 66.

Nevada State Prison

Carson City, NV

cell house could only accommodate 266 prisoners, and Warden Lewis sent the overflow of inmates to the prison farm to avoid doubling cell occupancy.¹²⁴ The 1941 State Legislature appropriated funds for prison expansion; however, the nation-wide defense effort indefinitely postponed construction.¹²⁵ In 1945, Warden Sheehy wrote, "Due to war, it was impossible to obtain materials and labor."¹²⁶ The NSP contributed to the war effort by donating scrap iron and scrap rubber, as well as constructing cots, stretchers, and related items for Nevada's Council for Defense. This level of involvement in the war effort was common for American prisons, many of which manufactured shoes, boats, and even aircraft engines. In Nevada, prison inmates also bought war bonds and stamps.¹²⁷

After the war ended, the prison attempted to address overcrowding through the expansion of prisoner housing, but this remained limited until 1951. The earliest attempt, begun in May of 1947, constructed Cell Block B, along with some additions to existing buildings.¹²⁸ Arthur E. Bernard assumed wardenship in 1951, and his tenure is largely characterized by an ambitious building program and the implementation of individualized treatment for each prisoner. Bernard personally interviewed all incoming prisoners to determine their security risk and capacity for rehabilitation. He employed those deemed fit for reformation in the prison hobby shop, in his construction projects, and on the occasional off-site job. Between 1951 and 1954, he expanded the inmate dining room and library and remodeled the Butcher Shop and Warden's Residence. Using prisoner labor and materials for all of his projects, Bernard built a new guards' dining room, a shower and lavatory in the Prison Yard, plumbing shop, horse barn, garage, gas chamber, recreation hall, potato cellar, and paint shop. Inmates used prison-quarried stone to construct six two-bedroom cottages (Cottages 1-6) to be used as guards' residences, and they excavated a 25'x50' swimming pool in the West Lawn for use by prison personnel.¹²⁹ Bernard continued his building campaign between 1956 and 1958, again using convict labor and reclaimed materials to construct two more garages, a guesthouse, two dormitories, and a new greenhouse. Under staff supervision, inmates modified much of the thoughtful, Progressive-Era landscaping, creating athletic space in the Prison Yard and paving much of the exterior landscape with asphalt.¹³⁰

In 1959, the Prison Board appointed Jack Fogliani as warden, who became the last of the rehabilitation-era wardens at the NSP. Fogliani focused on rehabilitation through arts and crafts, education, music, and vocational opportunities. The NSP property transitioned slightly from a centralized prison compound to a decentralized campus environment. Inmates organized "The Boys in Blue" prison band, which performed at various events around Carson City, and the

¹²⁴ Hulse, *The Silver State*, 213, 334; Snyder, 67.

¹²⁵ *The American Prison*, 181-183.

¹²⁶ Richard H. Sheehy, *Biennial Report of the Warden State Penitentiary and Supt. Nevada State Police for the Period July 1, 1940, to June 30, 1942*, NSLA.

¹²⁷ Snyder, 68.

¹²⁸ Richard H. Sheehy, *Biennial Report of the Warden State Prison for the Period July 1, 1948, to June 30, 1950*, NSLA.

¹²⁹ Arthur E. Bernard, *Biennial Report of the Warden State Prison for the Period July 1, 1950, to June 30, 1952; Biennial Report of the Warden State Prison For the Period July 1, 1952, to June 30, 1954*, NSLA.

¹³⁰ Arthur E. Bernard, *Biennial Report of the Warden State Prison for the Period July 1, 1956, to June 30, 1958*, NSLA; "Dietitian Named at State Prison," *Reno Evening Gazette*, July 22, 1951, 12.

Nevada State Prison

Carson City, NV

prison converted the solitary confinement cave excavated into the Quarry wall to an office for the *Sagebrush*, an inmate-run newspaper. They also formed basketball and boxing teams that competed in outside events throughout the state. During this time, prisoners demonstrated a deep connection to the larger community, as they donated to various charities and participated in blood drives. These changes represented the larger trend in American prisons, which sought to ease convicts back into society by providing rehabilitation in a campus-like setting.

Within the modern rehabilitative techniques, known collectively as the Medical model, Fogliani emphasized the importance of medical, mental, and dental care for NSP prisoners. Under his wardenship, the prison established individual and group psychology programs, a dental clinic, and an Alcoholics Anonymous program. Fogliani also worked to enrich inmate-staff relationships, hoping that better relations would improve the overall operation of the prison. These developments fit with the Medical Model's emergence as the new standard for penology in the 1950s. Adherents viewed delinquency as equivalent to physical disease. As such, prisons had a duty to diagnose and treat each prisoner according to their unique circumstances. The Medical Model reinvigorated and expanded upon inmate classification using new developments in psychology and sociology.

Warden Fogliani invited Synanon to establish an outpost at the prison in 1963. Charles E. Dederich, a graduate of Alcoholics Anonymous, founded Synanon in 1958 to support and assist individuals in overcoming their addictions. At the prison, Fogliani reserved a tier of cells for members of the program, many of whom were addicts. The program also included non-addicts, operating on the principle that non-addict prisoners often share personality traits with drug addicts. Synanon provided cutting-edge treatment including art therapy and group therapy.¹³¹ Members worked in the prison hobby shop, and prison officials often employed them to work inside the compound. Fogliani credited Synanon with improving the attitudes and morale of the prisoners.¹³²

Fogliani developed quality vocational and educational programs as warden. He established the first successful honor camp at Spooner Summit, where inmates engaged in fighting fires and removing invasive plants, and expanded the prison farm. The prison launched a work crew program, whereby local governments, farms, and ranches employed inmates. The construction of a new auto shop and carpenter shop within the prison compound extended additional vocational opportunities to inmates. Fogliani also founded a GED program at the prison and hired the State Department of Employment Security to administer tests that assisted inmates in procuring employment upon their release.¹³³

Concurrent with the adoption of the Medical Model, Warden Fogliani oversaw an expansion of the prison that included a new License Plate Factory, security fences, the two-story Tower One at the northwest entrance, a new library, a coffee shop, and the maximum-security Cell Block C

¹³¹ "Mutual Aid in Prison," *Time Magazine*, 81:9 (March 1963), 67.

¹³² Jack Fogliani, *Biennial Report of the Warden Nevada State Prison For the Period July 1, 1960, to June 30, 1962, Inclusive*, NSLA.

¹³³ Jack Fogliani, *Biennial Report of the Warden State Prison for the Period July 1, 1959, to June 30, 1961*, NSLA.

Nevada State Prison

Carson City, NV

with a private exercise yard. The NSP's population rose to 460 in 1960, prompting the Prison Board to construct a new women's prison and maximum security prison south of the main complex, respectively housing 17 and 298 prisoners. Fogliani remodeled visitors' booths to include telephones during an era in which prisons across the country sought to create more comfortable and informal visitation areas.¹³⁴ Despite the popularity of the Medical Model, the mid-1960s suggested a shift in prison ideology and administration during Fogliani's tenure. In light of the new maximum-security facility south of the NSP, State and prison officials began to place an emphasis on public safety and security. The State completed a north-bowing highway bypass for 5th Street to eliminate traffic through the prison grounds. In Fogliani's 1965 report, he recommended that the warden should be able to choose his residence, as opposed to living in the Warden's Residence, which at that time was located within the maximum security compound. The resulting solution led to the use of the Warden's Residence to an investigation facility, and the conversion of the Guard's Cottages to storage space.¹³⁵

The End of the Rehabilitation Era

By 1967, security issues caused a major shift in the prison's administration away from the Medical Model to a contemporary strategy of security and control. A nation-wide surge in incarceration began in the 1960s and accelerated into the 1970s. Prison administrators across the country began to de-emphasize rehabilitation in favor of enhanced security, in part, in response to increasing violence and resistance among prisoner populations.

At the NSP, the withdrawal from the rehabilitative model began as a response not only to national trends represented in the NSP's prisoner population, but also local events. In January of 1967, two prisoners escaped and held a Carson City family hostage before prison officials captured and returned them to the penitentiary. One week later, seven maximum security inmates escaped. Once officials recovered them, Governor Laxalt fired Warden Fogliani, replacing him with Carl Hocker, San Quentin's correctional captain.¹³⁶ Carl Hocker's wardenship signaled the end of rehabilitative practices at the NSP. Under his tenure, biennial reports of the warden were no longer composed for the Nevada Legislature, and prison officials shifted their emphasis from rehabilitation to control. Hocker endured a number of prison riots, hunger strikes, and increased violence during his administration that received national media attention. Alongside national trends, NSP prisoners began engaging in civil disobedience in addition to violent rebellion, eventually giving way to the Inmates' Rights Movement and super-maximum custody. Subsequent developments at the NSP included the construction of the "Hill Units" cell complex on the east side of the historic district in the 1980s during an expansion of the prison to house an estimated 850 inmates. Following the recession of 2008, the State legislature chose to close the prison, effective in 2012.

¹³⁴ Roberts, 179.

¹³⁵ Jack Fogliani, *Biennial Report of the Warden State Prison for the Period July 1, 1963, to June 30, 1965*, NSLA; Riddle et al, *Nevada State Prison*, 34-35; the women's and maximum security prison to the south of the NSP campus is what is now known as the Warm Springs Correctional Center.

¹³⁶ Tom Kennedy, "Nevada Prison Warden Fired After Escape," *State Times Advocate* (Baton Rouge, LA), Jan. 31, 1967.

Nevada State Prison

Carson City, NV

Period of Significance

The period of significance encompasses the time during which the Nevada State Prison was administered by the State of Nevada and implemented rehabilitative prison practices. It has been further restricted by the presence of confirmed extant resources associated with that significance. Unfortunately, nearly all the resources dating prior to 1920 have been demolished. The three extant resources dating from the nineteenth century do not have confirmed construction dates, and bear questionable integrity to that period. As a collection of buildings, structures, and landscapes within the prison campus, the NSP reflects its construction and development between 1920 and 1967 with the end of the Fogliani administration.

Summary

The Nevada State Prison historic district stands as an historically significant representation of Nevada's adoption and refinement of Progressive Era, rehabilitative correctional practices. Its significance to the State of Nevada, and its historic integrity, make it eligible for the National Register of Historic Places. Efforts are underway to preserve the prison. Although the Nevada Department of Corrections retains administration of the facility for limited purposes, action on the part of the Nevada State Prison Preservation Society (NSPPS) seek to retain the historic district for future use.¹³⁷

¹³⁷ Roberts, 212-224; Nevada State Prison Preservation Society website; Whorton, "Nevada State Prison."; Geoff Dornan, "Locked but still loaded with history," *Nevada Appeal*, January 15, 2012, A1, A4.

Nevada State Prison

Carson City, NV

9. Major Bibliographical References

Bibliography (Cite the books, articles, and other sources used in preparing this form.)

Primary Source Collections:

Department of Corrections collection, Nevada State Library and Archives, Carson City, NV.
Nevada Architectural Archive, University of Nevada – Reno.
Nevada Historical Society Library, Reno, NV.
Nevada State Prison ephemera file, Nevada State Library and Archives, Carson City, NSLA.
Nevada State Prison Warden Biennial Reports. Nevada State Library and Archives, Carson City, NV.
Ormsby County deed records, Carson City NV.

Books

American Correctional Association. *The American Prison: from the beginning? A Pictorial History*, American Correctional Association, 1983.
Angel, Myron, ed. *History of the State of Nevada*. Oakland, Ca.: Thompson and West, 1881.
Bright, Charles. *The Powers that Punish: Prison and Politics in the Era of the "Big House," 1920-1955*. Ann Arbor: University of Michigan Press, 1996.
Cerveri, Doris. *With Curry's Compliments: The Story of Abraham Curry*. Elko, Nevada: Nostalgia Press, 1990.
Christianson, Scott. *The Last Gasp: The Rise and Fall of the American Gas Chamber*. Berkeley and Los Angeles: University of California Press, 2010.
———. *With Liberty for Some: 500 Years of Imprisonment in America*. Boston: Northeastern University Press, 1998.
Davis, Sam P., ed. *The History of Nevada*. Volume 1. Reno: Elms Publishing, 1913.
Elliot, Russell R. *History of Nevada*, 2nd ed. Lincoln: University of Nebraska Press, 1987.
Fagin, James. *Criminal Justice 2010*. New Jersey: Prentice Hall, 2011.
Hulse, James W. *The Silver State: Nevada's Heritage Reinterpreted*. 3rd ed. Reno and Las Vegas: University of Nevada Press, 2003.
Johnston, Norman. *The Human Cage: A Brief History of Prison Architecture*. Philadelphia and New York: Institute of Corrections and Walker and Company, 1973.
———. *Forms of Constraint: A History of Prison Architecture*. Urbana & Chicago: University of Illinois Press, 2000.
McKelvey, Blake. *American Prisons: A Study in American Social History Prior to 1915*. Chicago, 1936.
McClennan, Rebecca M.: *The Crisis of Imprisonment: Protest, Politics, and the Making of the American Penal State, 1776-1941*. Cambridge: Cambridge University Press, 2008.
Penrose, Matt R. *Pots O Gold*. Reno: A. Carlisle & Co. of Nevada, 1935.

Nevada State Prison

Carson City, NV

- Pisciotta, Alexander W. *Benevolent Repression: Social Control and the American Reformatory-prison Movement*. New York: New York University Press, 1994.
- Riddle, Jennifer E., Sena M. Loyd, Stacy L. Branham, and Curt Thomas. *Images of America: Nevada State Prison*. Charleston, S.C.: Arcadia Publishing, 2012.
- Roberts, John W. *Reform and Retribution: An Illustrated History of American Prisons*. Lanham: American Correctional Association, 1996.
- Rothman, David J. *Conscience and Convenience: The Asylum and its Alternatives in Progressive America*. New York: Aldine Transaction, 2002.
- Smith, Raymond M. *Carson City Yesterdays*. Volume 1. Minden, Nv., 1999.
- Wren, Thomas. *A History of the State of Nevada*. New York: Lewis Publishing, 1904.

Articles and Book Chapters

- Blake, W.P. "The Carson City Ichnolites." *Science: An Illustrated Journal*, 4(1884):273-276. Available via Google Books.
- Cerveri, Doris. "Nevada's Territorial Prison." *Nevada Appeal Graphic*, April 25, 1965.
- Garland, David. "Modes of Capital Punishment: The Death Penalty in Historical Perspective." In David Garland, Randall McGowen, and Michael Meranze eds. *America's Death Penalty: Between Past and Present*. New York: New York University Press, 2011.
- Jackson-Retondo, Elaine. "Manufacturing Moral Reform: Images and Realities of a Nineteenth-Century American Prison." In Sally McMurry and Annemarie Adams, eds. *People, Power, Places: Perceptions in Vernacular Architecture, Vol. VII*. Knoxville: University of Tennessee, 2000.
- McGowen, Randall. "Through the Wrong End of the Telescope: History, the Death Penalty, and the American Experience." In David Garland, Randall McGowen, and Michael Meranze, eds. *America's Death Penalty: Between Past and Present*. New York: New York University Press, 2011.
- Rotman, Edgardo. "The Failure of Reform: United States, 1865-1965." In Norval Morris and David J. Rothman, eds. *The Oxford History of the Prison*. Oxford: Oxford University Press, 1995.

Reports and Other Sources

- Board of Regents. *Annual Report of the Board of Regents of the Smithsonian Institution, Showing the Operations, Expenditures, and Condition of the Institution for the Year 1882*. Washington: Government Printing Office, 1884. Available via Google Books.
- Coleman, J. *Opinion of the Nevada Supreme Court in The State of Nevada v. Gee Jon and Hughie Sing*. No. 2547. Nevada State Archives, Carson City.
- Crail-Rugotzke, Donna. "Dangerous Women, Dangerous Times: Women at the Nevada State Prison, 1890-1930." Masters Thesis, University of Nevada – Las Vegas, 1995.

Nevada State Prison

Carson City, NV

- Handy, Moses P. *The Official Directory of the World's Columbian Exposition, May 1st to October 30th, 1893*. Chicago: W.B. Conkey Company, 1893. Available via Google Books.
- Harkness, H.W. "Footprints found at the Carson State Prison." *The Journal of Science*, 5(1883):427-429. Available via Google Books.
- Hoffman, W. J. "The Carson Footprints." *Transactions of the Anthropological Society of Washington (Washington D.C.), Smithsonian Institution* 1(November 21,1882):34-35.
- Marsh, O.C. "Footprints in Nevada." *American Journal of Science*, 26(1883):139-140. Available via Google Books.
- National Register of Historic Places. "Westside Historic District." Carson City, Nevada, National Register #11000785.
- Snyder, John B. unpublished manuscript on Nevada State Prison history. Undated. Copy on file with SHPO.
- Stock, Chester. "John Campbell Merriam 1869-1945: A Biographical Memoir." *National Academy of Sciences* (1951):209-232.
- _____. "Origin of the Supposed Human Footprints of Carson City, Nevada." *Science* 51 (1920): 514.
- _____. "Structure of the Pes in Mylodon Harlani." *University of California Publications, Bulletin of the Department of Geology* 10:16 (1917): 267-286.
- Wines, Enoch, and Theodore Dwight. *Report on the Prisons and Reformatories of the United States and Canada*. Albany: Van Benthuyssen, 1867.

Previous documentation on file (NPS):

- ☐ preliminary determination of individual listing (36 CFR 67) has been requested
- ☐ previously listed in the National Register
- ☐ previously determined eligible by the National Register
- ☐ designated a National Historic Landmark
- ☐ recorded by Historic American Buildings Survey # _____
- ☐ recorded by Historic American Engineering Record # _____
- ☐ recorded by Historic American Landscape Survey # _____

Primary location of additional data:

- ☒ State Historic Preservation Office
- ☒ Other State agency
- ☐ Federal agency
- ☐ Local government
- ☐ University
- ☒ Other

Name of repository: Nevada State Library and Archives; Nevada Historical Society Library

Nevada State Prison

Carson City, NV

Historic Resources Survey Number (if assigned): N/A

10. Geographical Data

Acreage of Property 52.75 acres

Use either the UTM system or latitude/longitude coordinates

UTM References

Datum (indicated on USGS map):

☐ NAD 1927 or ☒ NAD 1983

UTM Points pending.

Verbal Boundary Description (Describe the boundaries of the property.)

The nomination boundaries are portrayed on the boundary map that accompanies this nomination and is based upon the historic extent of the prison during the period of significance. The boundary begins at the northwest corner of the property, where the old Fifth Street route and the current access road join, running along the stone wall at the south end of the parking lot, then pushing north to the current Fifth Street right of way. It curves back to the southeast along the right of way, and then runs south along a dirt access road, then east again along the same access road until meeting the right of way for Fairview Drive. The boundary then runs west back to the prison fence, but runs north, then west, around the 1980s Hilltop addition. The boundary then runs south along the west side of the Hilltop Units along the top of the Quarry wall, then running south to include the Prison Cemetery. The boundary then runs north and west to the west property line of the prison, then back to the beginning of the boundary.

Boundary Justification (Explain why the boundaries were selected.)

The boundaries of the Nevada State Prison Historic District were selected to include known prison-related historic resources built or in existence prior to 1967 (the close of the period of significance) and associated grounds. The boundaries were selected based on property lines, modern roads, and natural boundaries to exclude concentrations of non-contributing modern buildings such as the 1980s Hill Units on the east side of the historic prison core. Also excluded is a nineteenth century and later prison cemetery now located on the grounds of the modern Warm Springs Correctional Center to the south of the historic district. Although it is related, it is non-contiguous to the district and has not been evaluated.

Nevada State Prison

Carson City, NV

11. Form Prepared By

name/title: Elizabeth Dickey, Mike Drews, and Jennifer Riddle / Jim Bertolini and ZoAnn Campana.

organization: Carson City Historic Resource Commission, supported by the Nevada State Historic Preservation Office

street & number: 901 S. Stewart

city or town: Carson City state: Nevada zip code: 89701

e-mail jbertolini@shpo.nv.gov

telephone: (775) 684-3436

date: 12/22/2014

Additional Documentation

Submit the following items with the completed form:

- **Maps:** A **USGS map** or equivalent (7.5 or 15 minute series) indicating the property's location.
- **Sketch map** for historic districts and properties having large acreage or numerous resources. Key all photographs to this map.
- **Additional items:** (Check with the SHPO, TPO, or FPO for any additional items.)

Photographs

Submit clear and descriptive photographs. The size of each image must be 1600x1200 pixels (minimum), 3000x2000 preferred, at 300 ppi (pixels per inch) or larger. Key all photographs to the sketch map. Each photograph must be numbered and that number must correspond to the photograph number on the photo log. For simplicity, the name of the photographer, photo date, etc. may be listed once on the photograph log and doesn't need to be labeled on every photograph.

Photo Log

Name of Property: Nevada State Prison Historic District
City or Vicinity: Carson City County: Carson City State: Nevada

Nevada State Prison

Carson City, NV

Photographer: unknown Date Photographed: c.1931
Description of Photograph(s) and number: NSLA Aerial photograph (NSP 0002) of prison at the Nevada State Archives showing virtually all of the contributing resources in the nominated area. View looking southeast. 1 of 42.

Name of Property: Nevada State Prison Historic District
City or Vicinity: Carson City County: Carson City State: Nevada
Photographer: unknown Date Photographed: 1962
Description of Photograph(s) and number: NSLA Aerial photograph (NSP 0002) of prison at the Nevada State Archives showing virtually all of the contributing resources in the nominated area. View looking south. 2 of 42.

Name of Property: Nevada State Prison Historic District
City or Vicinity: Carson City County: Carson City State: Nevada
Photographer: Jim Bertolini Date Photographed: November 13, 2014
Description of Photograph(s) and number: North section of the West Lawn and Garden, showing the pond, the Greenhouse Foundation, and the wall along the parking lot. View looking west. 3 of 42.

Name of Property: Nevada State Prison Historic District
City or Vicinity: Carson City County: Carson City State: Nevada
Photographer: J. Daniel Pezzoni Date Photographed: September 2014
Description of Photograph(s) and number: The Administration Building and Sally Port. View looking south. 4 of 42.

Name of Property: Nevada State Prison Historic District
City or Vicinity: Carson City County: Carson City State: Nevada
Photographer: J. Daniel Pezzoni Date Photographed: September 2014
Description of Photograph(s) and number: The Pump House with the Armory and One Tower beyond. View looking north. 5 of 42.

Name of Property: Nevada State Prison Historic District
City or Vicinity: Carson City County: Carson City State: Nevada
Photographer: J. Daniel Pezzoni Date Photographed: September 2014
Description of Photograph(s) and number: The flag on the slope between the Sally Port and the cottages. View looking east. 6 of 42.

Name of Property: Nevada State Prison Historic District
City or Vicinity: Carson City County: Carson City State: Nevada
Photographer: J. Daniel Pezzoni Date Photographed: September 2014
Description of Photograph(s) and number: Rear elevations of the cottages. View looking southwest. 7 of 42

Name of Property: Nevada State Prison Historic District
City or Vicinity: Carson City County: Carson City State: Nevada
Photographer: J. Daniel Pezzoni Date Photographed: September 2014
Description of Photograph(s) and number: Front elevations of the cottages. View looking north. 8 of 42.

Name of Property: Nevada State Prison Historic District
City or Vicinity: Carson City County: Carson City State: Nevada
Photographer: J. Daniel Pezzoni Date Photographed: September 2014
Description of Photograph(s) and number: Cottage 6. View looking northeast. 9 of 42.

Name of Property: Nevada State Prison Historic District

Nevada State Prison

Carson City, NV

City or Vicinity: Carson City County: Carson City State: Nevada
Photographer: Jim Bertolini Date Photographed: September 2014
Description of Photograph(s) and number: Three Tower. View looking northwest. 10 of 42.

Name of Property: Nevada State Prison Historic District
City or Vicinity: Carson City County: Carson City State: Nevada
Photographer: J. Daniel Pezzoni Date Photographed: January 23, 2015
Description of Photograph(s) and number: The Nevada State Prison Cemetery. View looking northwest. 11 of 42.

Name of Property: Nevada State Prison Historic District
City or Vicinity: Carson City County: Carson City State: Nevada
Photographer: J. Daniel Pezzoni Date Photographed: September 2014
Description of Photograph(s) and number: Fifth Street Tower with the Administration Building beyond. View looking east. 12 of 42.

Name of Property: Nevada State Prison Historic District
City or Vicinity: Carson City County: Carson City State: Nevada
Photographer: J. Daniel Pezzoni Date Photographed: September 2014
Description of Photograph(s) and number: The Warden's House and front yard with the Storage and Maintenance Building beyond. View looking east. 13 of 42.

Name of Property: Nevada State Prison Historic District
City or Vicinity: Carson City County: Carson City State: Nevada
Photographer: J. Daniel Pezzoni Date Photographed: September 2014
Description of Photograph(s) and number: Side and rear elevations of the Warden's House. View looking northwest. 14 of 42.

Name of Property: Nevada State Prison Historic District
City or Vicinity: Carson City County: Carson City State: Nevada
Photographer: J. Daniel Pezzoni Date Photographed: September 2014
Description of Photograph(s) and number: Kennel. View looking southwest. 15 of 42.

Name of Property: Nevada State Prison Historic District
City or Vicinity: Carson City County: Carson City State: Nevada
Photographer: J. Daniel Pezzoni Date Photographed: September 2014
Description of Photograph(s) and number: Butcher Shop. View looking southeast. 16 of 42.

Name of Property: Nevada State Prison Historic District
City or Vicinity: Carson City County: Carson City State: Nevada
Photographer: J. Daniel Pezzoni Date Photographed: September 2014
Description of Photograph(s) and number: Electrical Shop with the Maintenance Shop beyond. View looking northeast. 17 of 42.

Name of Property: Nevada State Prison Historic District
City or Vicinity: Carson City County: Carson City State: Nevada
Photographer: J. Daniel Pezzoni Date Photographed: September 2014
Description of Photograph(s) and number: The License Plate Factory, Quarry Walls with Shed, Boiler House, and Gymnasium and Book Bindery. View looking south. 18 of 42.

Name of Property: Nevada State Prison Historic District
City or Vicinity: Carson City County: Carson City State: Nevada
Photographer: J. Daniel Pezzoni Date Photographed: September 2014

Nevada State Prison

Carson City, NV

Description of Photograph(s) and number: East elevation of cell blocks A, B and C. View looking southwest. 19 of 42.

Name of Property: Nevada State Prison Historic District

City or Vicinity: Carson City County: Carson City State: Nevada

Photographer: J. Daniel Pezzoni Date Photographed: September 2014

Description of Photograph(s) and number: Prison Yard with cell blocks B and C, the Culinary, Three Tower, and Quarry Walls. View looking southwest. 20 of 42.

Name of Property: Nevada State Prison Historic District

City or Vicinity: Carson City County: Carson City State: Nevada

Photographer: J. Daniel Pezzoni Date Photographed: September 2014

Description of Photograph(s) and number: Prison Yard with Quarry Walls, Sally Port, and Administration Building. View looking west. 21 of 42.

Name of Property: Nevada State Prison Historic District

City or Vicinity: Carson City County: Carson City State: Nevada

Photographer: J. Daniel Pezzoni Date Photographed: September 2014

Description of Photograph(s) and number: Prison Yard with Administration Building and Cell Block A. View looking northwest. 22 of 42.

Name of Property: Nevada State Prison Historic District

City or Vicinity: Carson City County: Carson City State: Nevada

Photographer: J. Daniel Pezzoni Date Photographed: September 2014

Description of Photograph(s) and number: Quarry Walls with two cave entrances. View looking west. 23 of 42.

Name of Property: Nevada State Prison Historic District

City or Vicinity: Carson City County: Carson City State: Nevada

Photographer: Jim Bertolini Date Photographed: November 13, 2014

Description of Photograph(s) and number: Armory building within the West Lawn and Garden. Looking southwest at the north elevation of the building. 24 of 42.

Name of Property: Nevada State Prison Historic District

City or Vicinity: Carson City County: Carson City State: Nevada

Photographer: Jim Bertolini Date Photographed: November 13, 2014

Description of Photograph(s) and number: Two Tower, looking east at west elevation. 25 of 42.

Name of Property: Nevada State Prison Historic District

City or Vicinity: Carson City County: Carson City State: Nevada

Photographer: Jim Bertolini Date Photographed: November 13, 2014

Description of Photograph(s) and number: Boiler Plant, looking southeast. North and west elevations of the building. 26 of 42.

Name of Property: Nevada State Prison Historic District

City or Vicinity: Carson City County: Carson City State: Nevada

Photographer: Jim Bertolini Date Photographed: November 13, 2014

Description of Photograph(s) and number: Storage and Maintenance Building, looking southwest. East and north elevations. 27 of 42.

Name of Property: Nevada State Prison Historic District

City or Vicinity: Carson City County: Carson City State: Nevada

Photographer: Jim Bertolini Date Photographed: November 13, 2014

Nevada State Prison

Carson City, NV

Description of Photograph(s) and number: Fifth Street (historic route) and Front Lawn, looking west. 28 of 42.

Name of Property: Nevada State Prison Historic District

City or Vicinity: Carson City County: Carson City State: Nevada

Photographer: Jim Bertolini Date Photographed: November 13, 2014

Description of Photograph(s) and number: West Lawn and Garden, showing designed landscape features. Looking northwest. 42 of 30.

Name of Property: Nevada State Prison Historic District

City or Vicinity: Carson City County: Carson City State: Nevada

Photographer: Jim Bertolini Date Photographed: November 13, 2014

Description of Photograph(s) and number: West Lawn and Garden, looking south across the upper terrace of the site. 30 of 42.

Name of Property: Nevada State Prison Historic District

City or Vicinity: Carson City County: Carson City State: Nevada

Photographer: Jim Bertolini Date Photographed: January 23, 2015

Description of Photograph(s) and number: Fifth Street Guard Tower, stone wall, and elm alley, looking southeast. 31 of 42.

Name of Property: Nevada State Prison Historic District

City or Vicinity: Carson City County: Carson City State: Nevada

Photographer: Jim Bertolini Date Photographed: January 23, 2015

Description of Photograph(s) and number: Historic fence foundation, looking north. 32 of 42.

Name of Property: Nevada State Prison Historic District

City or Vicinity: Carson City County: Carson City State: Nevada

Photographer: Jim Bertolini Date Photographed: January 23, 2015

Description of Photograph(s) and number: Cell Block C, Boiler Plant, and License Plate Factory, looking northeast. 33 of 42.

Name of Property: Nevada State Prison Historic District

City or Vicinity: Carson City County: Carson City State: Nevada

Photographer: Jim Bertolini Date Photographed: January 23, 2015

Description of Photograph(s) and number: North end of the West Lawn and Garden, showing the Greenhouse Foundation, One Tower, and the Administration Building beyond, looking northeast. 34 of 42.

Name of Property: Nevada State Prison Historic District

City or Vicinity: Carson City County: Carson City State: Nevada

Photographer: Jim Bertolini Date Photographed: January 23, 2015

Description of Photograph(s) and number: Rubble piles at northwest end of the Prison Trash Dump, looking northeast. 35 of 42.

Name of Property: Nevada State Prison Historic District

City or Vicinity: Carson City County: Carson City State: Nevada

Photographer: Jim Bertolini Date Photographed: January 23, 2015

Description of Photograph(s) and number: Typical surface scatter in Prison Trash Dump, looking northeast. 36 of 42.

Name of Property: Nevada State Prison Historic District

City or Vicinity: Carson City County: Carson City State: Nevada

Nevada State Prison

Carson City, NV

Photographer: Jim Bertolini Date Photographed: January 23, 2015
Description of Photograph(s) and number: Prison Trash Dump rubble piles, with Nevada State Prison in background, looking west. 37 of 42.

Name of Property: Nevada State Prison Historic District
City or Vicinity: Carson City County: Carson City State: Nevada
Photographer: Jim Bertolini Date Photographed: January 23, 2015
Description of Photograph(s) and number: Front Lawn and Parking Area, showing lawn with Fifth Street Guard Tower and stone wall, and One Tower in the background. View looking northwest. 38 of 42.

Name of Property: Nevada State Prison Historic District
City or Vicinity: Carson City County: Carson City State: Nevada
Photographer: Jim Bertolini Date Photographed: January 23, 2015
Description of Photograph(s) and number: Front Lawn and Parking Area, showing the parking area, looking southwest. 39 of 42.

Name of Property: Nevada State Prison Historic District
City or Vicinity: Carson City County: Carson City State: Nevada
Photographer: Jim Bertolini Date Photographed: January 23, 2015
Description of Photograph(s) and number: West Lawn and Garden showing terraces and other landscape features, looking south. 40 of 42.

Name of Property: Nevada State Prison Historic District
City or Vicinity: Carson City County: Carson City State: Nevada
Photographer: Jim Bertolini Date Photographed: January 23, 2015
Description of Photograph(s) and number: Cottages 1 and 2, and West Lawn and Garden, looking west. 41 of 42.

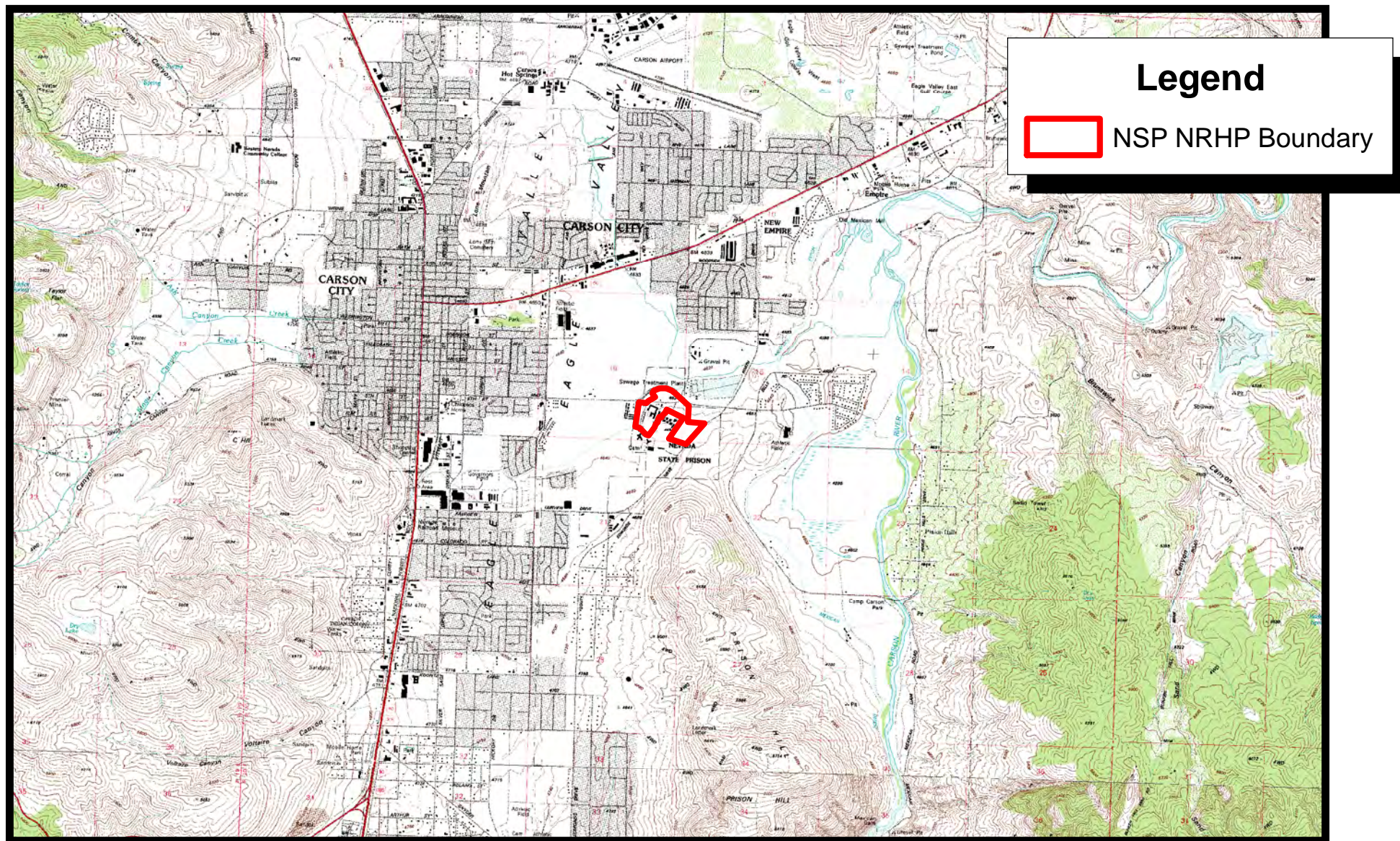
Name of Property: Nevada State Prison Historic District
City or Vicinity: Carson City County: Carson City State: Nevada
Photographer: Jim Bertolini Date Photographed: January 23, 2015
Description of Photograph(s) and number: West Lawn and Garden, showing landscape features from Modern period, looking north. 42 of 42.

Paperwork Reduction Act Statement: This information is being collected for applications to the National Register of Historic Places to nominate properties for listing or determine eligibility for listing, to list properties, and to amend existing listings. Response to this request is required to obtain a benefit in accordance with the National Historic Preservation Act, as amended (16 U.S.C.460 et seq.).

Estimated Burden Statement: Public reporting burden for this form is estimated to average 100 hours per response including time for reviewing instructions, gathering and maintaining data, and completing and reviewing the form. Direct comments regarding this burden estimate or any aspect of this form to the Office of Planning and Performance Management, U.S. Dept. of the Interior, 1849 C. Street, NW, Washington, DC.

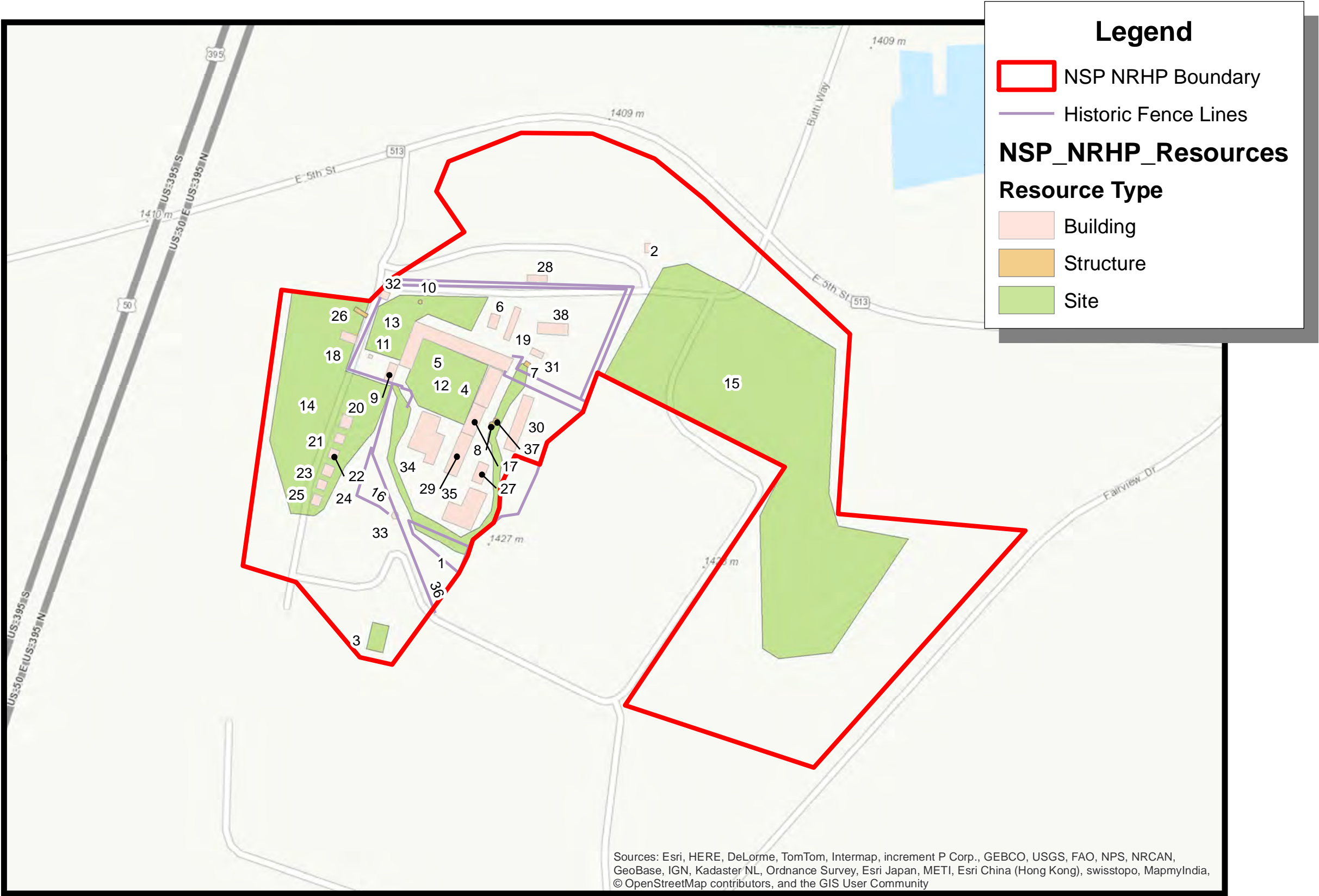
DRAFT--Nevada State Prison NRHP Topo Map

New Empire Quadrangle



Author: Nevada SHPO
Date: 2015
Source: Nevada SHPO
Datum: NAD 83
Projection: Zone 11 N

DRAFT--Nevada State Prison NRHP Site Map



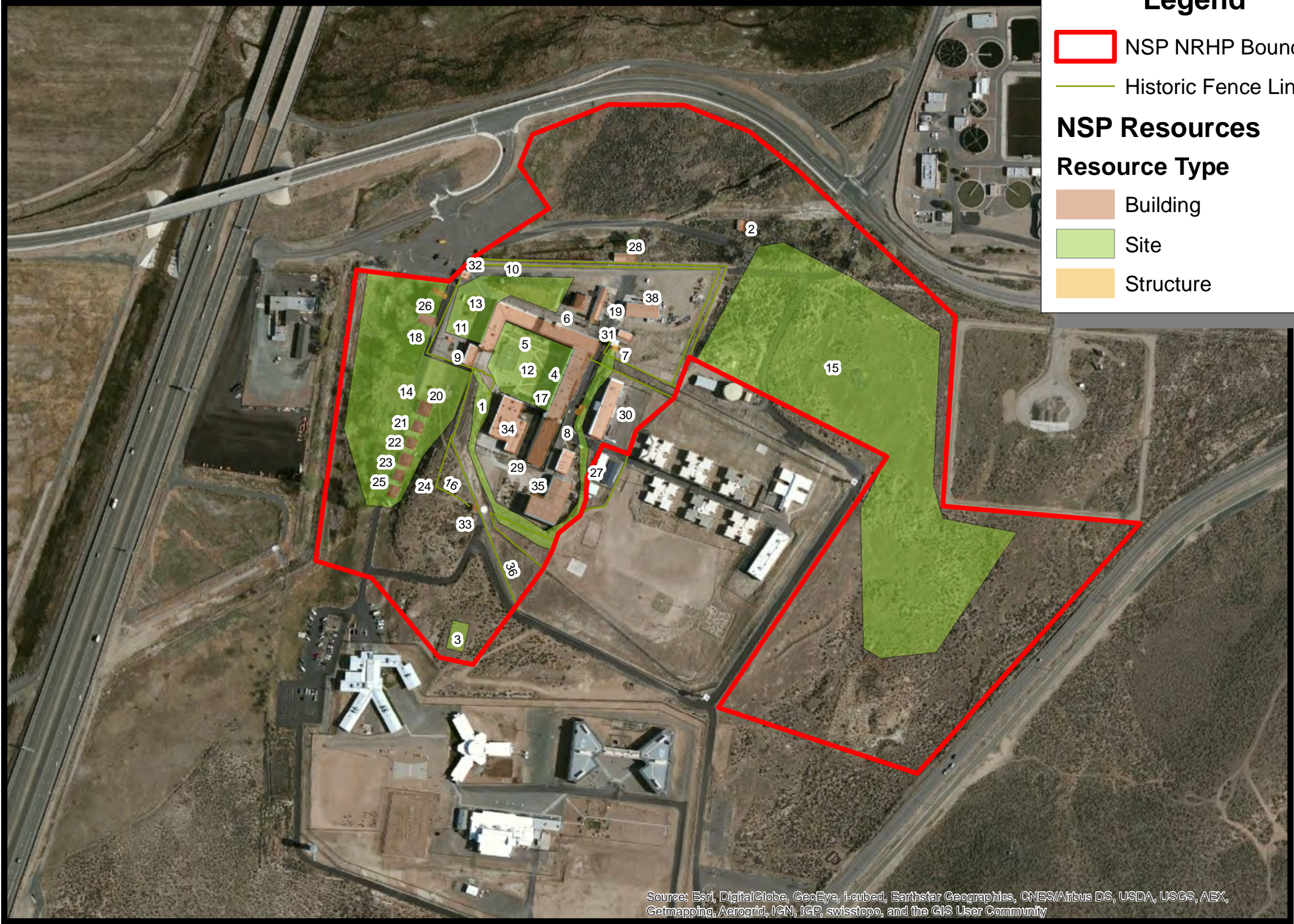
#	Resource Name
1	Quarry
2	Butcher Shop
3	Nevada State Prison Cemetery
4	Cell Block A
5	Administration Building
6	Warden's House
7	Electrical Shop
8	Fossilized Sloth Footprint Tunnel
9	Sally Port (Courthouse)
10	Fifth Street Guard Tower
11	Pump House
12	Prison Yard
13	Front Yard and Parking Area
14	West Lawn and Garden
15	Prison Trash Dump
16	Security Fence Foundations
17	Cell Block B
18	Armory (Property Warehouse)
19	Storage and Maintenance Building
20	Cottage 1
21	Cottage 2
22	Cottage 3
23	Cottage 4
24	Cottage 5
25	Cottage 6
26	Greenhouse Foundation
27	Boiler Plant
28	Kennel
29	Cell Block C
30	License Plate Factory
31	Two Tower
32	One Tower (Main Gate)
33	Three Tower
34	Culinary and Dining Hall
35	Gymnasium and Book Bindery
36	Chain Link Security Fence
37	Shed
38	Maintenance Shop

0 145 290 580 870 1,160
Feet

Author: Nevada SHPO
Date: 2015
Source: Nevada SHPO
Datum: NAD 83
Projection: Zone 11 N



DRAFT--Nevada State Prison NRHP Boundary Map
Aerial Photo



Legend

NSP NRHP Boundary

Historic Fence Lines

NSP Resources

Resource Type

Building

Site

Structure

#	Resource Name
1	Quarry
2	Butcher Shop
3	Nevada State Prison Cemetery
4	Cell Block A
5	Administration Building
6	Warden's House
7	Electrical Shop
8	Fossilized Sloth Footprint Tunnel
9	Sally Port (Courthouse)
10	Fifth Street Guard Tower
11	Pump House
12	Prison Yard
13	Front Yard and Parking Area
14	West Lawn and Garden
15	Prison Trash Dump
16	Security Fence Foundations
17	Cell Block B
18	Armory (Property Warehouse)
19	Storage and Maintenance Building
20	Cottage 1
21	Cottage 2
22	Cottage 3
23	Cottage 4
24	Cottage 5
25	Cottage 6
26	Greenhouse Foundation
27	Boiler Plant
28	Kennel
29	Cell Block C
30	License Plate Factory
31	Two Tower
32	One Tower (Main Gate)
33	Three Tower
34	Culinary and Dining Hall
35	Gymnasium and Book Bindery
36	Chain Link Security Fence
37	Shed
38	Maintenance Shop



Author: Nevada SHPO
Date: 12/19/2014
Source: Nevada SHPO
Datum: NAD 83
Projection: Zone 11 N



DRAFT--Nevada State Prison NRHP Site Map Photo Key



Legend

- NSP NRHP Boundary
- Historic Fence Lines

NSP_NRHP_Resource

Resource Type

- Building
- Structure
- Site

Sources: Esri, HERE, DeLorme, TomTom, Intermap, increment P Corp., GEBCO, USGS, FAO, NPS, NRCAN, GeoBase, IGN, Kadaster NL, Ordnance Survey, Esri Japan, METI, Esri China (Hong Kong), swisstopo, MapmyIndia, © OpenStreetMap contributors, and the GIS User Community

Author: Nevada SHPO
Date: 2015
Source: Nevada SHPO
Datum: NAD 83
Projection: Zone 11 N



0 145 290 580 870 1,160
Feet

Photo 1



Photo 2



Photo 3



Photo 4



Photo 5



Photo 6



Photo 7



Photo 8



Photo 9



Photo 10



Photo 11



Photo 12



Photo 13



Photo 14



Photo 15



Photo 16



Photo 17



Photo 18



Photo 19



Photo 20



Photo 21



Photo 22



Photo 23



Photo 24



Photo 25



Photo 26



Photo 27



Photo 28




Photo 29



Photo 30



Photo 31



Photo 32



Photo 33



Photo 34



Photo 35



Photo 36



Photo 37



Photo 38



Photo 39



Photo 40



Photo 41



Photo 42





**Department of Tourism and Cultural Affairs
Board of Museums and History Update
April 8, 2015**

1. Department of Tourism and Cultural Affairs

- The Department's FY16-17 budget was heard on Feb. 11, 2015 by the Assembly Ways and Means Subcommittee on General Government. Response was generally favorable. The Department has answered the questions posed. At this point, we believe the next step is the final closing in April or May.

2. Division of Tourism

- The Division, along with State Purchasing, embarked on a selection process to identify its integrated marketing agency. After a couple of starts and stops, the selected contractor is Fahlgren-Mortine/Abbi Agency. Fahlgren-Mortine is an integrated marketing firm from Columbus, Ohio and the Abbi Agency is a Reno-based public relations agency. We have met with the agency and have an aggressive development schedule to have new creative in place for the Fall/Winter 2015-16 campaign.
- The Division continues to work with the Department of Transportation in the redevelopment of its rest stops. An architecture firm has been identified through an RFP process, to design the first two sites: Trinity, Beowawe. Trinity will be a staffed facility with staffing through the Division of Museums and History. These positions have not yet been requested as we do not have the timing for completion of the facility.
- The Division is talking with the Governor's Office of Economic Development to ensure global marketing efforts are coordinated and opportunities are maximized. We are looking at joint economic development/tourism sales missions where appropriate. Incorporating the Governor into some of the international tourism-related trips would be very beneficial and allowing GOED access to Tourism's in-country representation firms for greater market access could be beneficial. This will help save money and ensure a collective Nevada message is conveyed when possible.
- The 25th annual Rural Roundup will be held at the Carson Valley Inn April 15 – 7, 2015. The conference features a session entitled "History as a Hook" given by Peter Barton. The conference will offer travel trends to emerging international markets and website design to paranormal and historic tourism. For more information, visit RuralRoundup.com.
- Tourism Day at the Legislature is April 21, 2015. The day will begin with a breakfast at 7:30 a.m. in Room 3100 and tables set-up on the main floor of the legislative building. At 10 a.m. Kara Kelly will provide insights into working with legislators and general advocacy. This will be followed by attendance at the floor sessions, lunch and an afternoon of meetings with legislators. The event will conclude at 4 p.m. You are more than welcome to attend, please let Claudia Vecchio (cvecchio@travelnevada.com) know of your interest.

- The 1st cycle of the FY2016 Marketing Grant application period opened on February 2nd. Grant applications will be accepted through April 24.
- 2014 Economic Impact Study – Executive Summary
We've received the 2014 statewide economic impact study from Dean Runyan Associates. Following is a brief summary of the findings:
 - Spending. Direct travel spending increased by 4.8% in current dollars and 2.5% in real inflation-adjusted dollars. This compares to a 3.2 % current dollar increase and a 1.8% increase in real dollars during 2013. Lodging sales (\$5.8 billion) increase by 10.1%. Most of this increase was due to higher average daily rates (ADR) and the expansion of amenity/resort fees. Gaming revenue was unchanged from 2013.
 - Employment. Direct travel-generated employment increased by 2.8% in 2014. The 272,300 jobs directly generated by travel spending represent 17% of all employment in the state. The total impact of employment (primary and secondary) is 474,300 jobs with earnings of \$21.6 billion.
 - Tax Receipts. Total state and local tax receipts generated by travel spending increased by 3.9% from 2013 to 2014. These 2014 tax receipts (\$2.9 billion) represent more than ¼ of all state and local tax revenues in Nevada.

3. Nevada Arts Council

- The 10th Anniversary Nevada Poetry Out Loud State Finals took place Saturday, March 14, 2015 at the Siena Hotel in Reno. Nearly 3,100 high school-aged students from public, private, charter, parochial and alternative schools, and home school associations in 11 counties have signed up for the Tenth Anniversary of the Nevada Poetry Out Loud (POL) program. During the first nine years of POL, more than 16,000 students across the state have "powered up poetry" by memorizing and reciting the words of classic and contemporary poets. More than a dozen organizations, including Western Folklife Center, Sierra Arts Foundation, Las Vegas Poets, BattleBorn Slam and Nevada Humanities are creating poetry readings, slams, and other events to celebrate the anniversary of this treasured Nevada arts and education program. The winner will move on to the national finals in Washington, D.C.
- The Nevada Arts Council (NAC) is implementing changes and modifications to several grant categories in FY16 that respond to suggestions made by panelists and constituents, and staff analysis, and to achieve a variety of goals, including:
 - Making the process of applying for NAC funding less cumbersome
 - Providing grantees a more integrated approach when applying for NAC grants
 - Ensuring that public funds are distributed in a fair and balanced manner to support new and existing organizations throughout the state, while supporting NAC goals

Examples include the combining of Folklife Apprenticeship and Folklife Opportunity Grants into the new Living Traditions Grant, and creating a funding component in NAC's organizational grant category to encourage Nevada arts organizations to implement Accessibility Plans that demonstrate compliance with federal laws and accessible programming. Several changes will not take effect until additional dollars for the NAC are secured through a legislative increase or another consistent funding source.

- The NAC Grants Management Team (GMT), established last year, continues to process the grant applications to the agency throughout the year in a more efficient manner. During the second quarter of FY15, the GMT received 45 applications for Professional Development,

Nevada Circuit Rider and Artist Residency Express Grants, and awarded a total of \$22,644. The GMT also prepared 14 FY15 Third Quarter Jackpot Grant application packets for the NAC Board to review at its December meeting; all were approved for a total of \$11,947. These grants support arts and arts education projects scheduled Jan. 1 to April 31, 2015.

- In December, NAC staff met with Mayor Robert Crowell of Carson City, members of his staff and representatives from the Carson City Arts & Culture Commission to facilitate the plan-to-plan phase for the city's first cultural planning process. Later in the month, the Carson City Cultural Commission recommended that the Board of Supervisors direct the commissioners take the lead in the development of a Cultural Master Plan for the capital city. This includes producing the scope of work and implementation plan, and identifying sources of public and private funding. Members of the arts community in attendance voiced strong support for a cultural plan. NAC will continue to provide guidance and technical assistance for the planning process.
- Two new visual arts exhibitions – developed by NAC staff and professionally curated – are touring the state this year as part of the Nevada Touring Initiative (NTI). In FY14, 42,099 people visited NTI exhibits installed in museums, libraries and other public facilities in eleven Nevada counties.
 - *PANORAMA: Selections from the Nevada Arts Council's Artist Fellowship Program* showcases 12 NAC Artist Fellowship recipients in the visual arts. The exhibit includes 42 works in painting, cast bronze sculpture, printmaking and textiles.
 - *A Brushwork Roundup*, features drawings, paintings and prints of Craig Sheppard, a native of southwestern Oklahoma, former bronco rider, and chair of the UNR Art Department in the years following World War II. Montana poet Paul Zarzyski was commissioned by the NAC to craft a poem on behalf of Sheppard and the exhibit.
- With the signing of the mega "cromnibus" budget, Congress maintained funding for the National Endowment for the Arts and the National Endowment for the Humanities at the current level of \$146 million each through the end of the fiscal year ending on September 30, 2015. The Arts in Education Program within the U.S. Department of Education stayed at \$25 million, and the Corporation for Public Broadcasting was also level-funded at \$445 million.
- A permanent extension of three charitable giving provisions, including the IRA Rollover to charities, did not occur. However, Congress passed a short term version of these same provisions, providing donor incentives for the remainder of December 2015 only. NAC continues to monitor this issue, as members of Congress including Sen. John Thune (R-SD), have announced their intention to sponsor new legislation early in the new year to make these tax provisions permanent policy, coupled also with comprehensive tax reform considerations, charitable tax deduction implications, and last date opportunities for year-end charitable donations.
- The 15th season of the Legislative Exhibition Series (LXS) will feature Nevada artists:
 - April 6 – 24, 2015: Joseph Watson, Henderson, Painting
 - April 27 – May 15, 2015: Dawn Dot Star, Ely, Painting
 - May 18 – June 5, 2015: Su Limbert, Las Vegas, Mixed Media
- NAC continues with the "The Work of Artists" program, which premiered as a new initiative during the 2013 Legislature. A series of personal interactions via talks and demonstrations

with some of Northern Nevada's finest traditional, folk and contemporary artists in the Legislative Building, "The Work of Artists 2015" is cosponsored by SENarts (a partnership between the Nevada Senate, NAC, Brewery Arts Center, and Division of Museums and History to promote the visual arts in the Senate areas of the Legislative Building).

- *Second Skin: Mixed Media by Sarah Lillegard* is the upcoming exhibit for the Office Exhibition Series (OXS), February 2 – April 17. Lillegard is a mixed-media artist whose work pulls from the traditions of handcrafts and western iconography. A NAC 2015 Artist Fellowship Award recipient in visual arts, her work has been exhibited throughout the Northwest and Nevada. A public reception & artist talk is scheduled for Wednesday, February 18, 5-7:30 pm. The OXS Gallery is located at the NAC Carson City office at 716 N. Carson Street, and is open Mon.–Fri., 8am – 5pm.

4. Press Coverage

The Division and its assets have received a significant amount of local, regional and national press. A sampling of the key hits is included for your reading pleasure.

STATE OF NEVADA



DEPARTMENT OF CONSERVATION AND NATURAL RESOURCES
STATE HISTORIC PRESERVATION OFFICE

March 20, 2015

MEMORANDUM

TO: BOARD OF MUSEUMS AND HISTORY

FROM: REBECCA PALMER, State Historic Preservation Officer

SUBJECT: STAFF REPORT

1. Our National and State Register Coordinator, Jim Bertolini, has been working on a new procedure manual and user-friendly forms for the Nevada State Register program. Our intent is to make the program more accessible to property owners and the public while still maintaining and celebrating Nevada's unique history and character. We hope to be able to provide draft copies for your review in the near future.

Please note that the first step in this process has already been implemented with the reorganization of the form used for the Governor Colcord house. We elevated and highlighted the discussion of historical significance by making it the first item in the document. I believe the interested public will appreciate this departure from the National Register of Historic Places form.

2. The Comstock History Center will be hosting the following exhibit in April: "Vanishing Icons: A Look Back at Comstock Mines and Mills" is a photo exhibit, highlighting the 1980 Historic American Engineering Record (HAER) documentation of silver mines and processing mills in the Virginia City, Gold Hill, Silver City and Dayton areas. The exhibit features sixteen black and white 16"x20" matted and framed images. We plan to open it for public viewing on Thursday, April 2, 2015.
3. Finally, the Office has awarded its FY 2015 Historic Preservation sub-grants for the following projects:

#	Applicant	Project Description	HPF Award
1	Carson City	Nevada State Prison Historic Structures Report	\$ 29,000.00
2	City of Henderson	City-wide Historic Context	\$ 11,520.00
3	City of Las Vegas	City of Las Vegas 2015 Historic Preservation Fund Grant	\$ 20,700.00
4	City of Reno	Newland's Neighborhood National Register Nomination	\$ 15,500.00
5	City of Fallon	Douglass House Existing Conditions Report	\$ 15,000.00

6	Storey County	Phased Seismic Retrofit Proposal for Storey County Courthouse and Historical Record Project	\$ 9,780.00
7	University of Nevada, Reno	Lincoln Hall Historic Structure Report	\$ 30,524.00
8	Comstock Cemetery Foundation	The Caretaker's House: A Visitor Center	\$ 9,800.00
9	Nevada Division of State Parks	Red House Restoration and Preservation Plan	\$ 11,858.00
10	Nevadans for Cultural Preservation	Site Condition Documentation Training	\$ 4,038.00
TOTAL 2015 HPF AWARDS			\$ 157,720.00

Museums Matter...



To Nevada's Economy

- More than 1.5 million local, national, and international tourists visit Nevada museums each year.
- 45% of visitors to Nevada museums are out-of-state tourists that spend 63% more on average than other leisure travelers.
- Museums employ 1000 Nevadans and museum operating budgets directly contribute \$20 million to the state economy each year.
- Governments that support the arts find that for every \$1 invested in museums and other cultural organizations, \$7 is returned in tax revenues.

To Nevada's Education



- Nevada museums provide field trips and education programs for nearly all of Nevada's 450,000 K-12 students each year.
- Nevada museums contribute more than \$2.4 million a year to education through spending on K-12 activities.
- Studies show that museum visits for children lead to higher achievement scores in reading, mathematics and science, increased critical thinking skills, historical empathy and tolerance.
- Museums inspire school children by offering the opportunity to experience the wonder of real artifacts, documents, and specimens.

To Nevada's Communities

- Nevadans from all ranges of income and education visit the 100 museums in the state.
- Nevada museum volunteers contribute 500,000 hours of service each year, representing a contribution of over \$9.5 million.
- Many of Nevada's museums are located in rural areas; other museums serve these communities with traveling exhibits and robust online resources.
- Museums showcase Nevada's heritage, fostering a sense of belonging, pride and good citizenship.



But Nevada Museums need your help!

- Only a small (and shrinking) percentage of Nevada's museums receive state funding of any kind.
- Despite growth in the economy overall, more than two-thirds of museums reported economic stress at their institutions in 2012.

BILL RAGGIO

A MAN OF HIS WORD

1926 - 2012



NEVADA DEPARTMENT OF TOURISM AND CULTURAL AFFAIRS
DIVISION OF MUSEUMS AND HISTORY
FRIENDS OF THE NEVADA STATE MUSEUM
and the
NEVADA STATE MUSEUM
cordially invite you to

Nevada State Museum
600 North Carson Street
Carson City, NV 89701
775/687-4810

Nonprofit Org. U.S. Postage PAID Permit No. 32 Carson City, NV
--

Reception and Program
Honoring the Life and Achievements of
Senator William J. Raggio
Thursday, April 9, 2015, 5:00 - 7:30 pm

Exhibit of Seldom Seen Collections
from Senator Raggio's Early Life

For more information, contact 775/687-4810, ext. 222

A Man of His Word: The Life and Times of Nevada's Senator William J. Raggio
by Michael Archer available in museum store

Media Coverage Highlights

December 2014 to March 2015

Via Magazine March 2015



Hoover Dam's *Nostalgic* Neighbor

History lives on in **Boulder City, Nev.**, the mini metropolis built to support an engineering marvel.

34 VIA SPRING 2015



ELEGANCE
FROM THE LEFT,
a 1939 Buick coupe
stands ready for
the Colorado River
road below Hoover
Dam's observation
deck. Back in
Thyme carries
antique jewelry
and pedal cars.

Twenty-five miles away from the glitzy Roman palaces and Venetian lagoons of the Las Vegas Strip, easygoing Boulder City, Nev., offers a gender take on the surreal. Leaving Vegas and driving southeast through Henderson and stretches of open desert, you arrive at a laid-back town of 19,810. Instead of neon boulevards, you find kids playing in grassy parks, trees shading neat as a pin neighborhoods of historic homes, and locals greeting each other at down-home diners. ■ Boulder City's old-time vibe is a delightful surprise to visitors but hardly an accident. The town owes its existence to Hoover Dam, one of America's man-made wonders, eight miles up the road. Built with enough concrete to pave a two-lane road from San Francisco to New York City, the dam soars 726.4 feet high, far taller than the Washington Monument. It holds back Lake Mead,



BY CHRISTOPHER HALL

34 VIA 35

DEC 15 1974

Glenbrook locomotive returning to duty

CARSON CITY

When Chris Watkins began restoring the historic steam locomotive Glenbrook for the Nevada State Railroad Museum in the rugged city, he had to keep it in the shop since 1974. But thanks to effort by Watkins and a team of volunteers, the steam locomotive is back on the rails. After a long "hibernation" period, the Glenbrook locomotive is being restored to its original condition. The locomotive is being restored to its original condition. The locomotive is being restored to its original condition. The locomotive is being restored to its original condition.



Restoration supervisor Chris Watkins talks about the Glenbrook locomotive restoration project at the Nevada State Railroad Museum in Carson City last week. Watkins says the 50-year-old steam locomotive has been a labor of love.

By Chris Watkins in Carson City

► TRAIN: Glenbrook one of few such locomotives that still operate

LOCOMOTIVES ARE RARE

The Glenbrook will soon be another pride in the town of the small Nevada State Railroad Museum. The steam locomotive is being added to the museum's short line as the engine can make use of the tracks.

The locomotive is significant nationally, and it will, when it returns to its original condition.

There are now a lot of 19th century steam locomotives running in the United States," he said. "It's also very significant to this area because it represents the era that started Nevada in the direction that it went."

"And it is also very lucky that we have it here," he said, pointing to the locomotive in the museum's shop.

The locomotive is one of only a handful of such locomotives that still operate. It is being restored to its original condition.

The locomotive, built in 1873, was the first to run on the Nevada & Palmdale Railroad in Northern Nevada. It was built by the Los Angeles Railway Co. and is one of the few locomotives that still operate in the United States.

The locomotive has been subjected to what is called a "heavy" restoration, which means that the locomotive is being restored to its original condition.

"We didn't just take it off," Watkins said. "We had a substantial amount of work done to it. Some of the work was done to the boiler, and some of it was done to the engine."

It was donated to the state in the early 1940s and sat outside the Nevada State Railroad Museum in the Carson City area until the early 1960s, when it was moved to the railroad museum.

It was a lot of work, but it was worth it. The locomotive is now being restored to its original condition.

The locomotive is being restored to its original condition. The locomotive is being restored to its original condition. The locomotive is being restored to its original condition.



Restoration on the Glenbrook locomotive is expected to wrap up in May. Below, volunteer Larry Lake works on hand-painted lettering on the Glenbrook locomotive at the Nevada State Railroad Museum in Carson City last week.

The arrival of the Glenbrook to Nevada made news in 1973. Wendell Hoffman, Curator of the museum, was the first to see the locomotive. Hoffman has other skills, too. He was the only one who could fit through the small fire hatch into the boiler to help perform the steam-up inspection in November.

The Nevada State Journal, a Reno newspaper, reported on May 23, 1973, that the locomotive was being restored to its original condition.

The Nevada Tribune of Carson City reported on May 24, 1973, that the locomotive was being restored to its original condition.

The locomotive is being restored to its original condition. The locomotive is being restored to its original condition. The locomotive is being restored to its original condition.



The locomotive also has the standard gauge bogies, which is the narrowest gauge that runs every year on the Fourth of July.

"It's a pretty special," he said. "It's a pretty special."

Watkins said the locomotive is being restored to its original condition. The locomotive is being restored to its original condition. The locomotive is being restored to its original condition.

California came by one day and said he had one and donated it to the project. Another benefactor helped find an original gauge that was in the original car. The car of the Glenbrook is a reproduction.

"It's just these little things coming together to make it a little more complete," Watkins said.

Chris Watkins says the locomotive is being restored to its original condition. The locomotive is being restored to its original condition. The locomotive is being restored to its original condition.

The first of these
 is the fact that the
 system is not
 designed to be
 used in a way
 that would be
 consistent with
 the principles of
 the system.

Ask a local ...

What would you recommend visitors do or see while in town?



"That's like asking me to pick my favorite child. At first blush, I would have to say the Nevada State Museum."

Brian Sandoval | Governor and history buff
A sports enthusiast



"I like the farmers markets. You get a lot of people from different counties with different kinds of produce and arts and crafts, like jewelry and belt buckles. It's what Nevada is supposed to stand for – all kinds of people coming together."

Miranda Hoover | Assistant to the Senate Majority Office in the Nevada Legislature,
cheerleader, basketball player



Large Native American mural at the Nevada State Museum.

You can count on
JAC Bus Services when
visiting Carson City's most
popular tourist attractions



JAC 775-841-RIDE
www.ridejac.com

History's storytellers

The Nevada State Museum is home to an impressive collection of Native American artifacts and other items from the state.

"Nevada has a great history and the Nevada State Museum is a good way to hear that history and talk to people who know it," said Felicia Archer, spokeswoman for the State of Nevada Department of Tourism and Cultural Affairs. "We are the repository of Nevada's history. This is the place to go for the story."

The museum was one of the US West, which operated from 1970-1981, and still runs an operating corn press.

"As the former gold mine, it's well worth visiting," Archer said. "It's a great spot for anyone interested in coins."

Carson City has several other museums as well, including the Nevada State Railroad Museum.

The website was one of the largest employers in the region," Archer said. "And about everyone has a family member who worked in the railroad. We have some great stories of history."

SILVER★STRIKE



Treasure trove of textiles

Mr. R. S. I Clothing and
Textile Search Center house
a stockpile of clothing

Community events to attend ★ How to save money ★ Field guide



We Deliver the Fun
Thrill and Excitement
of Bike Riding

Full Service Bike Shop For All of Your Bike Needs
Your type - Electric, Gasoline or Pedal powered

Let us help you
Affordable

BIKE
REPAIRING

Let us help you
Affordable



Dressed for history

Marjorie Russell Clothing and Textile Research Center catalogues and displays clothes from Nevada's past and beyond



Director Jan Laverne displays three dresses at the Marjorie Russell Clothing and Textile Research Center in Carson City. The dress on the left is a cotton dress from 1944. The pink wedding dress is from the 1920s and the dark one is a Montgomery Ward catalogue. The dress on the right is from the 1930s and is made of silk.

By Shale Gordon
Photos by Lisa J. Telle

A study of the past is the past of a World War I soldier's uniform.

A mother's last wishes written in ink ink on the back of her mid-19th century dress.

A pink 1910s wedding dress from the Montgomery Ward catalogue.
Bureau Nevada Civil War Museum

There are more than 16,000 dresses that Jan Laverne catalogues as representative of the Marjorie Russell Clothing and Textile Research Center in Carson City. Created in 1992, the collection under the direction of the Nevada State Museum and Nevada Historical Society is open to the public and housed in a 3,000 square-foot building in Carson City on Nevada Street.

It's one of the state's best kept secrets, and often visitors a glimpse of what goes

on behind the scenes at the museum and historical society.

"We are open to the public," said Laverne, who in addition to curating the collection, gives tours.

"When people come here, they all want to see the pretty stuff," she said, opening a specially made cabinet to reveal a stunning collection of Nevada first ladies' inaugural ball gowns, dresses and other accessories. "Almost the entire thing, though, they are not all pretty," she said.

It's the stories the garments tell that Laverne is often.

"They all tell me. I always try to get the story," she said. "If you donate your mother's wedding dress, I would like a picture of her in it. I want to know who wore it."

For Laverne, curating the collection is a personal job and a full-time project. "Dress collecting is a hobby," she said. "We are all interested, and that style of collecting has shaped and changed

throughout history. It's wonderful to have a framework to understand that. Most of our framework is western history, but when you see the dress in the center is a 19th-century dress, I do feel the importance of that. Our history is defined by what we wear," she said.

Each dress — from the dress and suit, to the dress and hat, to the outfit and the accessories — is meticulously labeled and recorded. No garment is left.

"We have to be 100 percent accurate," Laverne said. "If you're not, somebody will tell you."

The center's focus is on dresses that have a tie to Nevada. But that did not prevent Laverne from accepting the most famous garment in the collection, a gold-colored wedding gown that is now in the 19th.

Laverne tells the story of Carson Valley resident John Sprague's bringing the dress to her office in the museum in Carson City.

"She had to be in her 90s, and John had died up all these years at the museum and deposited the dress on my desk. 'She might have this. It belonged to a friend of my grandmother's,' John said."

Laverne said a suit was to identify the garment.

With the help of a visiting master dressmaker, Laverne said, Laverne was amazed she had the same dress.

"The dress was found on the dresser and was in a box," she said. Other than that, the dress was completely hand-stitched and the sewing machine was moved and 1944. The dress includes a pocket which was used to be worn on the outside. Its history design was covered with an oak, used to push buttons on buttons.

"This is one of those occasions we are always looking for," Laverne said. The collection includes a gold wedding dress donated from one of John Quincy Adams' descendants who settled in Carson. Laverne said the most significant dress in the collection — and in the state — is a gown worn by Margaret Crocker, photographed in 1961.

The dress, a shiny dress of pink, was worn on a journey home — known as "the first journey" for its amazing ability to create a last picture worn into the fabric.

"Nevada history has been over \$100

which would be the equivalent of \$4,000 today," Laverne said.

The garment was on display in the museum for 25 years which caused some degradation of the fabric.

Laverne also is surprised by the garment's bright colors, as Crocker would have been a widow when she wore it, possibly in the 1861 western landscape.

"When I saw Mrs. Crocker, her eyes were as blue as her suit and a little bit about her," Laverne said.

Laverne's interest in clothing has roots far from the museum's focus of Nevada history in the Burning Man festival in the middle of the Black Rock desert.



Marjorie Russell Clothing and Textile Research Center in Carson City. The dress on the left is a cotton dress from 1944. The pink wedding dress is from the 1920s and the dark one is a Montgomery Ward catalogue. The dress on the right is from the 1930s and is made of silk.

Burning Man was an aggressive for her to share her own and occasionally as a different level.

Wearing a T-shirt and shorts, Laverne said she "lived out like a true cowboy" from the extremely crowded and clothing optional celebration. But she was in an element.

"There is a very loose atmosphere, there is a lot of nudity. Anybody who steps out of the crowd, they are not accepted into the group," she said. "If you go out as a participant, and want to be included — if you want to be accepted you want to follow these rules otherwise they happen to be."

Laverne's roots in the world come from more than 60 years ago in the town of Carson, Nev., 30 miles north of Wells in the western part of the state. She moved there from the Bay Area as a young bride with her husband, Jim, a geologist. Home for the newlyweds was a ranch with a big tree and water tank.



Marjorie Russell Clothing and Textile Research Center in Carson City. The dress on the left is a cotton dress from 1944. The pink wedding dress is from the 1920s and the dark one is a Montgomery Ward catalogue. The dress on the right is from the 1930s and is made of silk.



A small sample of dress from 1944.

"I was 23 at the time, and had one of those parties," Laverne said. "I looked in the mirror and said myself I always wanted to have hair to my neck or like photographs. With my grandmother's 1920s sewing machine, I bought myself hair to me."

Eventually, she moved to Carson in clothing and textiles and clothing in University of Nevada, Reno.

"I learned the history of sewing, and I know this is what I wanted to learn," she said.

Laverne said Bob Niles in the mid-1980s and began working in the town museum in Carson City, located in the old Carson Hotel building. Niles is the current

of history at Nevada State Museum.

"The clothing was kept in a box above the main room. We called it the wardrobe. It was in the basement, and cheap. If we needed a garment, we had to take out the wardrobe, check up on the left, remove the garment, and hope it was the right one. If it wasn't, we had to go through the whole process all over again," she said.

The gown on Anna-Louise Davis became available and the wardrobe was returned in 1982. In 1982, the U.S. Bureau of Historic Resources closed, and no collection became available. Laverne said that Mary Ann Davis donated her personal wardrobe. Laverne found in the wardrobe which is named for Marjorie Russell, wife of Gov. Charles Russell and daughter of Judge Clark Child who helped create the state museum in 1929.

Laverne said her sense of style does not differ from her as a young girl by her grandmother.

"My grandmother said, 'With your dress, wear white gloves, and comb your hair, and you will be welcome in our house of sewing,'" Laverne said.

IF YOU GO

The Marjorie Russell Clothing and Textile Research Center

Carson City

Information: Christine Jan Laverne

775-687-4173

Q SEARCH

RESEARCH CENTER

PLACES TO GO

LOCAL

LOCAL NEWS

WEATHER

PHOTO GALLERY

VIDEO

OPINION

WORLD

SPORTS

TECH

ARTS

REAL ESTATE

WINE

TRAVEL & OUTDOORS

CLASSIFIED

DEALS

ADVERTISEMENT

CONTRIBUTORS

PHOTO GALLERY

VIDEO

OPINION

WORLD

SPORTS

TECH

REAL ESTATE

WINE

TRAVEL & OUTDOORS

CLASSIFIED

DEALS

ADVERTISEMENT

CONTRIBUTORS

PHOTO GALLERY

VIDEO

OPINION

WORLD

SPORTS

TECH

REAL ESTATE

WINE

TRAVEL & OUTDOORS

CLASSIFIED

DEALS

ADVERTISEMENT

CONTRIBUTORS

PHOTO GALLERY

VIDEO

OPINION

WORLD

SPORTS

TECH

REAL ESTATE

f t + - + - +

Butterflies, chocolates and three more reasons to explore the Springs Preserve



The Butterfly Habitat at the Springs Preserve opens Saturday March 14 and will close May 31. (Springs Preserve)

By **SEAN STAPLETON**

SHARELINES

- The new butterfly exhibit opens on Saturday March 14
- Check out residents from the Mojave Desert for a tour of the home on 110 acres

MARCH 12, 2013, 8:00 AM | REPORTING FROM LAS VEGAS

Just west of the Strip sits the one of the places that helped Las Vegas evolve from frontier to city. The 180-acre **Springs Preserve**, onetime watering stop for the Union Pacific Railroad, is on the National Register of Historic Places.

Now it's home to museums, galleries, botanical gardens and a trail system through a

Here's a look at five reasons to explore this historic site, that's part museum and part fun attraction for the entire family.

—Perhaps the prettiest reason to go is the **Botanical Gardens**, which include 110 acres of Mojave Desert cacti and succulents. The gardens feature 1,200 species of native and desert-adapted plants, including more than 400 mature trees and plants that are up to 20 years old.

—The **Butterfly Habitat**, with its collection of Mourning Cloaks, Red Admirals, Painted Ladies, American Ladies, Monarchs and Queens, will open for the season on Saturday, March 14. Hundreds of butterflies call this area of the Botanical Gardens home. But hurry, it only stays open until May 31, or as long as the hot temperatures of Las Vegas allow.

—Tour the grounds on one of the 20-minute **narrated train rides** that wander the 2.2-mile Exploration Loop Trail. The trackless train gives riders a view of the terrain at the preserves and a guide offers some historical perspective on the area. Bonus: You get to see a lot of the vegetation and plants along the way.

—The **Nevada State Museum** also calls the Springs Preserve home. Guests can wander through the 70,000-square-foot building, which includes a centerpiece 13,000-square-foot exhibit gallery where visitors can see an Ichthyosaur *Shonisaurus popularis*, Nevada's state fossil. The museum also has a stalactite cave, details of an atomic explosion and holograms depicting Nevada miners.

—Chocolate, and lots of it, is on display at a **temporary exhibit** that takes guests through the steps cacao goes through to become a sweet treat. Visit on Saturday, April 4, for a tour and private chocolate tasting.

Info: **Springs Preserve**, 333 S. Valley View Blvd.; (702) 822-7700

Copyright © 2013 Los Angeles Times

Los Angeles Times
Travel / Las Vegas / Las Vegas Now

This article is related to: [Las Vegas](#)

vegas **BUZZ**

FROM \$75

PENN & TELL

FROM \$82

JABBAWOCKEEZ

FROM \$80

ADVERTISEMENT

vegas **BUZZ** CATCH THE BUZZ

Comments



Got something to say? Start the conversation and be the first to comment.

ADD A COMMENT

vegas **BUZZ** CATCH THE BUZZ

FROM \$75

ADVERTISEMENT

vegas **BUZZ** CATCH THE BUZZ

OUR NEVADA

WEDNESDAY, JANUARY 14, 2015 • RGJ.COM/LIFE

SECTION



CONTACT

FRANK SANTONO • 775-786-4310
FSANTONO@RGJ.COM

3-DOT COLUMN

Erik Holland paintings showcased in exhibit



PROVIDED BY ERIK HOLLAND
Above, The Elizpah Hotel is the subject of one of Erik Holland's paintings that will be on display at the Nevada Historical Society.

Top, Erik Holland stands near his paintings on display at the Nevada Historical Society in Reno.


Show featuring iconic structures opens Friday at the Nevada Historical Society

The works of local artist Erik Holland will be featured in a one-man show at the Nevada Historical Society beginning this weekend. Holland can often be seen painting iconic buildings — from hotels to bars to churches — in Northern Nevada.

... The exhibit will feature 25 of Holland's paintings. The opening reception is Friday from 5 to 7 p.m. The Nevada Historical Society is located at 1630 N. Virginia St.

... Renee Jean Stone didn't make the trip to Dallas to see her beloved Oregon Ducks fall to the Ohio State Buckeyes in the national championship football game, but did remind her of a 37-year score apoc. In 1978, Stone and three fellow University of Oregon students drove a 1950 Ford from Eugene to Pasadena, Calif., to see the Ducks and Buckeyes play in the Rose Bowl. Ohio State won that game 10-7.

... Kudos to longtime Reno photographer Jerry Forrester. Not only did he display some of his incredible photographs of



I fill the empty spaces of Northern Nevada's people and structures.

birds, animals, flowers and scenic beauty of Northern Nevada at the Nevada Historical Society, he gave all the framed prints to the museum to be used as a fundraiser.

... Potential presidential candidate Sen. Paul, R-Ky., will be visiting Reno and Incline Village Saturday, starting with an event at Campo Restaurant on Saturday afternoon (\$25 per person), and finishing at a private dinner at the Elvins Regency Lakes Tahoe (tickets \$300-\$2,600). A different route than his father, Ron Paul, took to Reno. He had breakfast at Paul's Glorified Ham & Eggs on Sierra Street.

See HOLLAND, Page 5C

Video Vault | Midcentury Las Vegas Stage exhibit



Reported by Tom Haseley
Email: thaseley@mynews3.com

Print Story Published: 11:05 p.m. 3/30/16
Share Updated: 11:07 p.m. 3/30/16
Recommend Be the first of your friends to recommend this

LAS VEGAS (KSNV MyNews3.com) — An important piece of Las Vegas's showbiz past was chosen for an exhibit at the Charleston Heights Arts Center to run from Dec. 4 through Feb. 15.

The concept came about during discussions between the City of Las Vegas News Bureau and the Nevada State Museum.

"My specialty is entertainment costumes. So we landed on the Midcentury Las Vegas Stage," explains Karan Feder.

Feder is the Nevada State Museum's curator of costumes and textiles, and one act in particular — "Marie Cannon and the Las Vegas Revue" — caught her eye.

"It has this sort of Arabian Nights Harem theme," says Feder, gesturing to a the costume on a mannequin in the center of the gallery. "This was worn by the chorus, a troupe of four girls. And Marie Cannon, the lead performer, she had a more extravagant costume. And the harem parts instead of made out of silk chiffon were made out of draped pearls."

If that act was obscure, the one on the exhibit's poster was anything but.

"My father was the first lounge act, you know, that popped up in Vegas that garnered attention," says Louis Prima Jr.

Related Links

- Charleston Heights Arts Center
- City of Las Vegas Exhibits Hours & Info
- Nevada State Museum at Springs Preserve
- Las Vegas News Bureau
- Karan Feder Studio
- Louis Prima, Jr. & The Witnesses

Louis Prima brought something new to the stage, partnering with Sam Butera on sax, Keely Smith on vocals, and later Guo Manone — Louis Prima Jr.'s mother.

"They were up there having a ball," says Prima. "It was comedy, it was brilliant musicians, it was ballads. It was a little bit of dancing. It was like having your best friends play in your back yard."

There were plenty of others. At one point, even future president Ronald Reagan brought an act to the Last Frontier.

A film called "Playground USA" produced by the Las Vegas News Bureau in 1958 captures the feel.

"From sunset to sunrise, there is continuous entertainment in the lounge of every major hotel," intones the narrator over footage of lounges and acts.

"Because there were comedians, there was Vaudeville type acts all throughout the city that really gave everybody a lot of choices no matter what hotel they went into," says Prima. "To see a brilliant act, whether it was a headliner or it was the lounges."

"And also it turns out that they would entertain other entertainers once they got off work," adds Karan.

The exhibit also includes showroom acts. Mae West surrounded by scantily clad, muscle-bound hunks, getting the jump on "Thunder Down Under" by a few decades.

"In 1954 at the Sahara, she brought all of these boys with her," explains Feder. "And one of the guys is a Mister America."

Judy Garland losing a shoe by accident. Or that's what Feder thought until talking to one of the exhibit's visitors.

"And she said, 'Oh no, I used to wash tables at the New Frontier, and I remember Judy Garland always performing with her shoes off. She was more comfortable that way,'" recounts Feder.

Today, Louis Prima Jr. creates an updated version of the lounge scene with his own band, which carries the same name as his father's, "The Witnesses." He's also optimistic about what he sees elsewhere.

"I mean, you've got the Salsa Fe Fat City horns. You've got Lon Bronson and his band. Every time they play, it's a crowd. You have bands like Phoenix on the rock end that play Mandalay Bay and some things. There's a lot of quality entertainment out there."



Popular Right Now:

Gun users at target range react to accidental fatal shooting —

Updated: 3/30/16 8:38 AM PM

UNLV fraternity members comment on Oklahoma video —

Updated: 3/30/16 8:38 AM PM

Argument led to fatal shooting at The Sables on Boulder Hwy.

Updated: 3/30/16 8:07 AM

More details revealed about crash that killed 2 sisters —

Updated: 3/30/16 7:16 AM

NEWS 3 Poll

Forty-seven Repulse canister's, including Nevada's (Don't believe), sent a letter to the leaders of the Islamic Republic of Iran about the ongoing nuclear negotiations between the country and the United States. Do you agree with their action?

- Yes
- No
- Undecided

Vote Now



200 years of U.S. coins

An early American coin, first federal coin
and gold from the 1920s, for about \$900

BY GERALD TERREN SPINK, ICAN MEMBER

Editor's Note: This is the second part of a two-part feature about building a collection of U.S. coins on a budget. The first part, with coin purchases totaling about \$100, was published in the March 3 issue of *Coin World*.

Ten C notes will buy more than two centuries of history for United States coin collectors.

For less than \$900, a collection could include a coin issued for an American colony in the name of England's King George II, a coin struck by the United States under the Articles of Confederation and a gold coin from the very start of the Great Depression.

Prices range from just a few dollars for a Colonial copper to several hundred for a 20th-century gold coin. Despite their low prices, all come with good stories and are immensely valuable as history.

The \$100 coin collection spanned the period from America's Civil War to its moon landing. Adding about \$900 — give or take a few dollars depending on the bullion market — pushes the timeline back to when the "King of Great Britain" had, in the words of the Declaration of Independence, established an "absolute Tyranny over these States."

The 1773 Virginia halfpenny bears the portrait of King George II and was minted at London's Tower Mint.

The immensely historic coin is also inexpensive and plentiful, cataloging for just \$25 in *Good Condition*.

The Colony of Virginia

authorized the copper half pennies in 1773. An estimated 870,000 coins were struck.

They arrived in Virginia Feb. 14, 1774,

but were not placed into circulation

until about a year later, shortly before

the April 19, 1775, Battle of Lexington and Concord.

Virginia issued no more coins. However, the

newly independent United States placed its

foot in the waters of coinage in 1787 when the Continental Congress

contracted with James Jarvis to strike Fugio cents, the

first federal coinage.

The obverse was designed by Benjamin Franklin, and shows the sun shining on a sundial, the date, MDCO (Latin for "1760") and the admonition *NOUS AU SUIVANT*. The reverse shows a chain of 13 links, a motif that was repeated on the 1793 Flowing Hair Chain cent, intended as a symbol of unity and strength in 1787, it was by 1793 viewed as

one of slavery.

The Fugio cent speaks to the nation's values and aspirations, but was born of bribery and minted amid a massive fraud. James Jarvis paid a \$10,000 bribe to obtain the contract. His father-in-law, Samuel Broome, who operated the mint for Jar-

vis, was a convicted counterfeiter (with one ear docked and his forehead branded in 1762) who diverted federally supplied copper to the striking of more profitable Connecticut coppers.

Of the 32 long tons of copper provided by the government at a giveaway rate of 11 1/2 pence a pound, only 4 tons made it into Fugio cents — 536,577 pieces. In the end, numismatist Walter Breen says, the government obtained a \$10,842 judgment against Jarvis, but failed to collect.

In *Good Condition*, Fugio cents catalog for \$150 and up.

Silver lining

During the 18th century, gold and silver soared in value. Coin prices dropped as vast quantities of the metal were wrested from the earth in the California Gold Rush. Silver plunged even further — and stayed there for a century — after prospectors discovered the Comstock Lode.

The next coin in the \$1,000 collection is an MS-62 1884-CC Morgan silver dollar packaged in a government holder.

The silver dollar contained \$1.05 worth of silver in 1859 when silver was discovered in Nevada. By the end of the century, the silver dollar contained less than 50 cents worth of the previously precious metal.

See \$1,000 page 48

The Morgan silver dollar, first minted in 1878, was a fraud from the beginning. While the coin stated its value as ONE DOLLAR in large letters below the



Fig. 10

M A G A Z I N E

It's not often the fabric of Hollywood history is discovered. In Las Vegas, it's a rare find. But The Nevada State Museum is now home to actress Ginger Rogers' blush-colored suit/costume worn in the 1947 production of *I Had to Be You*. This exquisite piece, designed by Jean Louis, was donated by local resident and vintage clothing collector Terry McFall. Karan Feder, a volunteer curator at the museum, discovered a label sewn into the garment's right sleeve with the handwritten inscription "1138 Ginger Rogers." The number is presumed to be the production number of the film. See a piece of Hollywood history: now showing at The Nevada State Museum through April.

By Marcus F. Frenn

Photo courtesy Nevada State Museum, Las Vegas

Handerson, 277
Clark Co. I
Las Vegas Weekly
Box #1 82,000

FEB 1 2 2015

M. J. R. C. L. Z. p. 100

AS WE SEE IT...

A photograph of a person in a costume with long, flowing yellow and orange hair, standing in a room with other costumes hanging in the background. The person is wearing a dark mask and a dark top. The background shows a rack of costumes, including a bright orange and yellow one, and a dark, possibly black, costume hanging on the right. The scene appears to be a costume shop or a dressing room.

FROZEN IN TIME

Original document requires the Folger
Serge collection by 49 STA 970134

— When the Imperial Thai Royal Surgeon in 1902
 he had not heard nearly five decades' worth of
 one person, first-named of those, followed by
 names, I think he was more than a year of life with the
 daily progress, the first of the first has appeared
 the collection. He said it clearly in the first and
 something the first story, will answer by the first
 "It is in the first manner of the first most common
 disease, first of the first. The first of the first in the

... and tonight I am here, now I
... the water and plant of water
... a whole lot of things and
... and the water. It's a great story about
... the relation of water and water. The story
... the relation of water and water. The story
... the relation of water and water. The story

[illegible]




Mark Twain's Gunfight 02:33

A legendary standoff almost robs the world of a literary giant.

From: *Mysteries at the Museum*, Porcelain Twins, The Warden's Wife, Lost City of Atlantis



000 3 2014



Mark Twain, pictured in 1881, three years after he left Virginia City

'THE DUEL THAT NEVER WAS'

Mark Twain's gun in Nevada Historical Society's possession since 1910

The story of Samuel Langhorne Clemens' hasty departure from Virginia City in the spring of 1864 has been stretched and managed for much of the 150 years since it happened.


The legend has it that Clemens, better known as Mark Twain, had to fight a duck off the Comstock or face prosecution for violating the Nevada territory's law against dueling after he challenged rival editor James L. Smith to a duel.

What's left are a few scraps and a compelling artifact of "the duel that never happened" — a rusted, fire-damaged piece of pistol, which has been in the collection of the Nevada Historical Society for more than 100 years.



MARK TWAIN

The gun is on display — along with other Clemens family artifacts including a cigar box sent by his daughter — at the historical society.



This early and barrel rusted of an 1850 Remington gun has been in the possession of the Nevada Historical Society since 1910.

FEB 26 2015

Allen's 2015.2.26.15

HE'LL GUIDE YOU TO NEVADA'S ROADS LESS TRAVELED

By Benjamin Spillman
benjamin.spillman@nvcn.com

N54

Stan Paher was born in Las Vegas and attended graduate school in Reno.

But his heart remains firmly rooted in back roads and ghost towns far removed from Nevada's major cities.

Paher, 73, has traveled by Jeep to nearly every corner of the state in the past four decades collecting stories and photographs along the way.

He'll be sharing them Thursday during a talk at the Nevada State Museum in Carson City to promote his new book, "Nevada: The Spirit of the Silver State."

In addition to talking about his book, Paher has a wealth of knowledge he developed doing research throughout Nevada. Much of the work requires prowling the remote corners of the state by dirt to find people with stories and photos to share.



Stan Paher

was in Reno.

"Beginning as a grad student at University of Nevada ... I'd spend more time going out looking for photographs, anything to document the history

5 4' (R), Page 52



COMPILED BY STAN PAHER

Berlin, Nev., is one of countless ghost towns and remote places where author Stan Paher has collected photos and stories for his publications.

Paher

Continued from Page 10

of a particular town," he said during a recent interview.

Even during his high school years in Las Vegas Paher said he was more interested in exploring the state than hitting the books.

"I was not a very good student. I would spend the weekend out looking at old mines, railroads, grades, stuff like that," he said.

The result is a body of knowledge that's the envy of nearly anyone who would rather drive dusty roads in the Great Basin than clean up for a night on the town.

Paher can talk not only about the past of

countless ghost towns, he can describe what it's like to camp in and around them today.

"You get the changing scenes rather quickly as late afternoon becomes evening," he said by way of describing the moonrise over a ghost town environment. "It beats down on old tin shacks, wooden shacks. It makes them glow almost. You hear things scurrying in the night."

His latest book divides Nevada history into four

sections: "The Historic Years," "The Roll Call of the Counties," "Into the Modern Era" and "Celebrating Nevada."

But it's just one of dozens he's written over the years, including "Nevada Ghost Towns and Mining Camps."

He said people's fascination with the state's history, especially in remote, abandoned areas, is simple.

"What's the story behind them, people would want to know," he said.

N54

Springs Preserve reveals true beginnings

Beetle Green Trip Talker 4:56 p.m. AGT March 9, 2015



Photo: Bobbie Brown

Las Vegas Nevada's Springs Preserve is the true beginnings of Las Vegas

It is the original bubbling spring water hole, which drew early native peoples and early settlers to the area—long before the casinos.

Heleen Stewart and her husband once owned the 153 acres that encompass the Springs Preserve today. After her husband was shot to death, Stewart ran the ranch and raised her children there, until she sold it to the railroad in 1902. Then, Las Vegas began to develop in 1905.

Today the Springs Preserve is on the Water Companies land and operated by the Springs Preserve non-profit. They have preserved Las Vegas history and introduced innovative educational classes, activities and events in these beautiful surroundings. The local citizens know and use the facilities here, yet many tourists miss a special day of seeing the other side of Vegas.

The entrance to the Preserve is lined with beautiful replica rock formations found in the Valley of Fire or Red Rock Canyon. The Organ Museum building is the heart of the Preserve. The museum displays the early cultural history of the area's Native Americans and pioneers. There is a display of life-size models depicting the land auctions, which took place in the 1800s.

Every three months there is a new traveling exhibit display. Ethel M and chocolate origins are currently on display, from the Cacao tree through candies.

On site is an amphitheater that seats up to 1,700 people for concerts, etc. The national award-winning solar house is open for viewing. The UNLV college students also designed the house and botanical gardens surround it with many recycled items used to create garden characters.

A recent addition is the life train that makes a 20-minute run around the perimeter of the Spring Preserve hiking trails where tourists can witness the historic natural area, an adobe home, water pipes and even a Paiute pit house and hearth. The original springs mound is here, although it stopped producing water in 1902. Of the three trails, only one is paved.

Spending the best part of a day here is easy to do and a great place to bring your kids or grandkids. They have a creative play area and the visiting school kids seemed to be having a great time there.

The on-site restaurant is on the second story that overlooks the surrounding high-rise glitzy Vegas—a reminder that you are really still in the city. The self-order restaurant offers modest prices and good food.

Included in the price of admission is entrance to the Nevada State Museum, which occupies a small portion of the property. If you follow the map route through the museum, you will follow the periods of Nevada history ending with wonderful display of early Vegas casinos artifacts and show costumes.

The price of admission for Nevada residence are adults, \$9.95, seniors, \$8.95 and kids, ages 3-17, \$4.95. Out-of-state adults are \$13.95, seniors \$17.95 and kids \$10.95.

W HOTELS

NEW YORK • LONDON • PARIS

ESCAPE TO W HOTELS

BEST RATE GUARANTEED

[BOOK NOW](#)

MORE STORIES



5 ways to reduce time money spent at supermarket

March 10, 2015, 4:46 p.m.



I bet you think this column's about you

March 10, 2015, 2:49 p.m.



Gardening has its challenges

March 11, 2015, 1:01 p.m.



Relates to Agenda Item
7E1

STATE OF NEVADA
DEPARTMENT OF TOURISM & CULTURAL AFFAIRS
 Division of Museums and History
 Nevada Historical Society

Brian Sandoval
Governor

Report to the
Board of Museums and History
April 8, 2015

Peter Barton
Administrator

Claudia Vecchio
Director

Sheryln Hayes-Zorn
Curator III/Acting Director

I. Status of Private Funds Budget

Status of Private Funds Budget B/A #5035					Status	
State Fiscal Year 2015					YTD	Percentage
	GL #	Approved Budget	Approved Changes	Total Budget	Actuals	YTD
Revenues:						
Bal Frd from Prior Fiscal Yr Unestr	2511	106,090		106,090	106,090	100.00%
Bal Frd from Prior Fiscal Yr Restr	2511	54,987	3,993	58,980	58,980	100.00%
Charges for Services	3871	0		0	0	0.00%
Memberships	4008	18,413	-3,993	14,420	15,165	105.17%
Photograph Sales	4010	20,373		20,373	7,152	35.11%
Printing Sales	4011	2,311		2,311	1,266	54.77%
Merchandise Sales	4025	22,718		22,718	12,703	55.91%
Publication Sales	4027	33,310		33,310	16,565	49.73%
Books and Pamphelt (Publ Fund)	4052	314		314	153	48.68%
Gifts & Donations	4251	5,804		5,804	125	2.15%
Private Grants (Restricted)	4265	32,176		32,176	782	2.43%
Treasurer's Interest	4326	627		627	9,917	1581.72%
Investment Income	4328	0		0	380	0.00%
Outside Bank Account	4454	0		0	0	0.00%
Trans fr Museum Ded Trust (Qtrly)	4665	0		0	0	0.00%
Total Revenues		297,123	0	297,123	229,278	77.17%
Expenditures:						
	Category					
Administration	35	14,416		14,416	13,078	90.72%
Quarterly	37	41,316		41,316	6,845	16.57%
Museum Store	41	14,312		14,312	4,007	28.00%
Photo	49	1,548		1,548	737	47.59%
Special Projects (Restricted)	55	91,470		737	14,340	1946.31%
Reserve	86	134,061		14,340	0	0.00%
Total Expenditures:		297,123	0	86,669	39,007	45.01%
Revenues Over (Under) Expenditures:		0	0	210,454	190,270	32.16%

Budget Status Narrative:

Revenue and Expenditure figures are given through February 28, 2015. The Society continues to fulfill its mission to the public thru sales in photography, printing, membership and museum store.

II. Museum Store Sales

Store sales chart comparison against four previous fiscal years.

	July	Aug	Sept	Oct	Nov	Dec	Jan	Feb	Mar	Apr	May	June	TOTAL
FY 15	1,153	1,885	2,526	1,079	373	2,225	1,282	2,340					12,864
FY 14	725	1,174	1,272	2,754	3,484	2,364	1,235	-306	3,396	1,609	1,131	3,457	22,295
FY 13	1,537	1,556	1,552	2,373	1,060	4,258	1,293	2,250	1,388	1,549	1,961	1,658	22,435
FY 12	1,260	1,506	1,851	1,084	1,376	2,543	1,090	1,649	2,433	1,084	2,474	1,748	20,098
FY 11	2,351	551	1,261	1,686	1,873	898	1,152	1,839	1,565	1,156	1,228	2,067	17,627
YTD	1,153	3,039	5,565	6,644	7,017	9,242	10,524	12,864	0	0	0	0	22,295
YTD Comparison	159.1%	160.0%	175.5%	112.1%	74.6%	78.5%	80.9%	101.3%	0.0%	0.0%	0.0%	0.0%	
Monthly Comparison	159.1%	160.6%	198.6%	39.2%	10.7%	94.1%	103.8%	764.7%	0.0%	0.0%	0.0%	0.0%	

Year-to-Date Comparison compares the cumulative year to date figures against the same time period in the previous year.

Monthly Comparison compares the current month of the current year against the same month in the previous year.

Museum Store Sales Narrative:

Sales in the museum store reflect five days of operation. Our exhibitions, programs and unique products make a positive impact on store sales. I will be working with our new Adm. Assistant to review and enhance our strategic plan to expand our children's and *Made in Nevada* products, while planning some new Society products associated with items seen in our permanent gallery. These new additions will be put into effect in the FY16 budget. Our new store remodel and combining our Admissions and Store improve foot traffic and provide visitors with a better shopping experience. Potential reasons for lower average sales include the four month gap without this staff position (after retirement of incumbent in October 2014) and the staff have reduced the number of programs while we work on collections projects. Museum store sales reported through February 28, 2015.

III. Museum Revenue and Expenditure Chart

Museum Store Revenue and Expenditure Chart

	July	Aug	Sept	Oct	Nov	Dec	Jan	Feb	Mar	Apr	May	Jun	TOTAL
Revenues													
Store Sales	1,153	1,885	2,526	1,079	373	2,225	1,282	2,340	0	0	0	0	12,864
Expenditures													
Merchandise	0	0	979	0	68	1,258	253	0	0	0	0	0	2,558
Personnel	0	0	0	0	0	0	0	0	0	0	0	0	0
Operating/Other	13	0	1,414	0	57	-35	0	0	0	0	0	0	1,449
Total Expenditure	13	0	0	0	125	1,223	253	0	0	0	0	0	4,007
Net Profit	1,140	1,885	2,526	1,079	248	1,002	1,029	2,340	0	0	0	0	8,857

Museum Store Revenue and Expenditure Narrative:

This section accounts for revenues and expenditures thru February 28, 2015. Dorothy Nell Barry is our new Admin Assistant III that manages the admissions office, membership and museum store.

IV. Membership Figures

Memberships (new and renewals) chart comparison against four previous fiscal years.

Membership Categories	July	Aug	Sept	Oct	Nov	Dec	Jan	Feb	Mar	Apr	May	June	TOTAL
Individual	9	12	11	25	5	40	35	12					149
Family	8	6	8	3	0	17	10	0					52
Institutional	8	1	0	0	0	60	3	0					72
Sustaining	1	1	1	2	0	4	1	1					11
Contributing	0	1	2	0	0	0	1	0					4
Patron	0	0	0	0	0	1	0	0					1
Benefactor	0	0	0	0	0	0	0	0					0
Senior	4	6	7	5	1	12	10	3					48
Student	0	0	0	0	0	0	0	0					0
FY 15	30	27	29	35	6	134	60	16	0	0	0	0	337
FY 14	21	24	22	50	37	56	42	46	34	39	22	28	421
FY 13	15	41	16	31	32	46	49	29	43	39	23	25	389
FY 12	19	30	33	29	37	56	48	43	55	30	25	39	444
FY 11	19	44	29	30	40	98	45	36	35	7	66	30	479
YTD	30	57	86	121	127	261	321	337	0	0	0	0	337
YTD Comparison	142.9%	126.7%	128.4%	103.4%	82.5%	124.3%	127.4%	113.1%	0.0%	0.0%	0.0%	0.0%	
Monthly Comparison	142.9%	112.5%	131.8%	70.0%	16.2%	239.3%	142.9%	34.8%	0.0%	0.0%	0.0%	0.0%	

Membership Figures Narrative:

This reflects memberships through February 28, 2015. Our plan is to work on growing our membership through providing diverse programming, continuing to catalog and digitize materials that will provide access to hidden collections, creating a better website with lists of collections, finding aids, online digital projects and selling digital requests. For a few of our larger events, we have set up a membership promotional table. The Society has gotten positive feedback for the Quarterly publication getting back on schedule and having interesting publication themes and topics in the publication.

V. Museum Attendance Figures

Attendance chart comparison against four previous fiscal years.

	July	Aug	Sept	Oct	Nov	Dec	Jan	Feb	Mar	Apr	May	June	TOTAL
FY 15	2,452	1,432	1,597	1,928	1,554	1,698	1,642	1,774					14,077
FY 14	1,493	1,512	1,616	2,274	1,713	1,867	1,801	1,765	1,877	1,932	2,355	2,034	22,239
FY 13	1,594	1,721	1,601	1,809	1,687	1,901	2,293	2,377	2,196	1,726	1,879	2,015	22,799
FY 12	1,757	1,677	1,821	1,541	1,743	1,808	1,231	1,677	1,670	1,336	1,586	1,859	19,706
FY 11	1,122	1,277	1,137	1,487	1,073	1,216	1,244	1,278	1,417	1,713	1,628	1,501	16,093
YTD	2,452	3,884	5,481	7,409	8,963	10,661	12,303	14,077	0	0	0	0	14,077
YTD Comparison	164.2%	129%	119%	107%	104%	102%	100%	100%	0%	0%	0%	0%	
Monthly Comparison	164.2%	94.7%	98.8%	84.8%	90.7%	90.9%	91.2%	100.5%	0.0%	0.0%	0.0%	0.0%	

Museum Attendance Figures Narrative:

Our attendance figures have been maintaining due to our diverse programming and unique exhibitions. Our email and phone requests continue to be high due to scholarly research and photography use for publications, genealogy requests and general use. The public is aware of our many resources due to our *Quarterly* publication being online, 14,000 library records cataloged in CLAN database, numerous NHS photographs being used online, and several hundred manuscripts collections being listed online at www.ArchiveGrid.com. This reflects attendance thru February 28, 2015.

VI. Attendance Receipts

	July	Aug	Sept	Oct	Nov	Dec	Jan	Feb	Mar	Apr	May	June	TOTAL
FY 15	571	904	489	655	357	341	546	511					4,375
FY 14	347	652	310	400	444	240	528	483	537	524	648	648	5,762
FY 13	352	604	556	382	216	304	364	536	508	462	396	502	5,182
FY 12	277	814	722	708	220	208	340	484	642	552	388	412	5,767
FY 11	512	496	753	287	288	148	264	164	369	467	496	576	4,820
YTD	571	1,476	1,964	2,620	2,977	3,318	3,864	4,375	0	0	0	0	4,375
YTD Comparison	164.68%	147.7%	150.1%	153.3%	138.3%	138.6%	132.3%	128.5%	0.0%	0.0%	0.0%	0.0%	
Monthly Comparison	164.68%	138.67%	157.69%	163.80%	80.41%	142.08%	103.41%	105.80%	0.00%	0.00%	0.00%	0.00%	

Museum Receipts Figures Narrative:

The Society's programming and exhibition schedule covers a diverse range of topics throughout the year. Our current exhibition is called *Hotels, Bars and Churches* created by Erik Holland. This show will be on display from January 16th until May 15, 2015. The following exhibit will be *1965: Comstock Summer of Love* by Dr. Engrid Barnett. This exhibit will celebrate the 50th anniversary of the Red Dog Saloon and it's impact on the *San Francisco Sound* and Psychedelic Music. The exhibit will be on display June 12th until September 19, 2015. This reflects attendance through February 28, 2015.

VII. Fundraising Activities

- Shery is submitting a \$25,000 grant application request to the John Ben Snow Memorial Trust on April 1, 2015. If approved, we will work on Year Two projects to enhance the gallery, including printing new labels and signage and general improvements to the Society.
- Our LSTA grant project has only has 2 ½ months remaining. Our contract workers, Heather Casseday and Dane Hines have been scanning, cataloging and data-entering the images into past perfect. The Emil Billeb photography digitalization project was funded for one year.
- Shery and Lee will be submitting our proposal for year two of this project. The requested funds will pay for the salaries of our contract workers, second tier of digital raid storage, software and contract support to implement the online project. If approved, the funds will allow the remaining images to be cataloged, scanned and create an online exhibit of this collection. The grant application funds to be requested are \$85,000 from the Weigand Foundation. Shery has spoken with the foundation within the last year about this project.
- The Society received a \$200 check for archival materials from the AAUW organization. They are actively working to organize and create a finding aid for their collection.
- The Society has an anonymous donor who has paid for basket expert, Jerome Evans to identify and appraise the Society's basket collection.
- The Society received a check for \$385 from the Latimer Art Club for 10% of the net sales from this past year. These funds are placed in our Museum Art Collection fund.
- The Society received a \$400 donation of Mylar for the library maps from a local genealogy club.
- The Society received a check for \$5,500 from the Lee Mortensen Trust at the Community Foundation of Western Nevada. These funds were used for purchasing collection materials and library books.

- Shery has come up with a list of potential granting sources and projects that will focus upon interactive and gallery enhancements, collections development, a traveling trunk program and digitization projects. These projects will allow us to meet our revised strategic plans and general enhancements. However, staffing, programming and AAM Re-accreditation has taken priority so Shery will re-visit these granting sources in late summer 2015. One of our docents has volunteered to help put together the grants.

VIII. General Activities

- The Society has Admiral Halsey's saddle on display in our changing hallway gallery.
- The Society has hired Karalea Clough as our new Library Technician. She started in November.
- The Society has hired Dorothy Nell Barry as our new Adm. Assistant. She started in mid-February.
- We have reworked our High Noon video series with Neal Cobb as our program host and talks about the video afterwards. Every three months, we are showing a Nevada filmed video.
- The Society is working with the University of Nevada Press on a photography book of Reno photographer, Roy Curtis. Dr. Lee Brumbaugh has written an extensive essay on his work in an earlier Quarterly publication and the staff had created a photography exhibit. Lee has been researching the general collection and has been able to identify other Curtis images plus scan images given by the family. The project has been set aside with other demands and overseeing the Billeb project but our goal is get a script submitted in 2016.
- The Society will be working alongside NSM-CC in our shared NDOT storage issue. This is an important issue since the Society will be up for an on-site visit with AAM in July-August 2015. Due to the Society's limited collections space, we have worked with NSM-CC on shared storage since the late 1960s for it's larger museum artifact materials. For many years, the Society has declined numerous donations due to the size of materials and for not having it's own storage. The Society's collecting mission will continue to be hindered and will affect the other departments unless a solution resolves itself soon for more storage. Christine and Shery have worked onsite at NDOT with Sue Ann and Rich (NSM-CC) to review, tag and create a plan for the space.
- School and Adult Tours have been plentiful this past year, where education docents and our education curator served over 1,800 people. We are actively seeking additional educational docents to help with tours.
- The Society was recommended for one CIP (Capital Improvement Program) in the upcoming biennium that is a general safety/security project that includes motion-activated lights on the west and north side of the building, installation of a new roof hatch, drainage trench along the back building wall, side entrance awning and fixing the sidewalk at the bottom of the stairs.
- The Society's program Sesquicentennial of the Civil War is scheduled for Saturday, April 4th, 2015, 11-4pm. We will have a Union Army encampment in our front lawn by the 81st Pennsylvania Infantry, Sons of Veterans Reserve—US 3rd Artillery. Their group authentically portrays an American Civil War Union Army unit. The group works to educate and share history and events surrounding the American Civil War to members of the local community. There will be three lectures and a book signing during the event. Ruthanne Lum McCunn, Author and Lecturer will present HIDDEN HISTORY: Asians and Pacific Islanders in the Civil War. Afterwards, she will be selling her book, Chinese Yankee. Jan Loverin, Curator of Clothing and Textiles, NSM-CC will present Victorian Fashion and Dress Reform. John A. Riggs and David A. Davis will present History of the Civil War Forts of Nevada. The UNR Cadet Band will be playing music 12-3pm. The band will perform at various times on and around the front lawn in addition to the "camp" activities.
- The Society will host an AGA (American Gaming Archives) Chip Dig in October 2015. The idea is to promote the AGA archives and the Society. The table fees earned from the event will be placed in the AGA fund.
- Shery and Christine created an exhibit at the ballroom at the Governor's Mansion. The exhibit is called Nevada's Talking Heads: Telling Nevada's Stories Thru the Hats We Wore. The hats on display are examples of headwear worn through Nevada's history – from the territorial years to today, and from pioneers to Senators. The exhibit is comprised of both men's and women's hats through the years from the Society's collection.
- Howard Herz, AGA coordinator has created a booklet to promote fundraising projects for the AGA. The first goal is to get funds for organizing, cataloging and data-entry into PP5. We want to generate a useful finding aid for this complex collection. The second goal is to get additional money to continue to enhance the gaming exhibit in our permanent gallery.

- The Society is working with the local AAUW organization monthly as they organization their records housed at the Society. They are compiling an inventory to be used as a finding aid. It has been very successful partnership that is having the different chapters talking about missing records and working on identifying photographs.
- The Society has begun working on its next exhibit called 1965: Comstock Summer of Love. The exhibition reception is scheduled for Friday, June 12th, 2015 with guest Curator, Dr. Engrid Barnett. We are working on an interesting programming schedule for the summer with this exhibition
- The Society is working with the NWHP organization monthly as they work to organize their records housed at the Society. They are fleshing out their inventory as they generate a thorough finding aid for the public.
- The next docent training class is scheduled for Friday, May 8th, 2015 from 9am to 12pm. We have been promoting the need for additional volunteers for select departments and several people have signed up.
- The Society continues to catalog and enter our Manuscript collections and Library print collection materials into Past Perfect, our in-house database. We will post alphabetical lists of manuscript collection on our new website as well as our existing Finding Aids. The existing manuscript collections have been entered and we are now working on unprocessed collections. The museum artifact and photography collections are cataloging their collections into PP5 as well.
- The Society and the Nevada Art's Council have decided to go forward with creating a collaborative exhibit on the subject of Basque Arborglyphs. The Basque tree artwork is to be loaned by Jean and Phil Earl for this traveling exhibition. They have said that would be willing to assist in funding part of the exhibit. The Society will be writing a small grant to get two apple Ipad's and stands for the videos that will be incorporated into the video in the fall. The Folk Arts program at NAC has built this exhibit into their budget.
- The Society lent five pieces of artwork to be included into the latest exhibition at the University's Knowledge Center called Reflections on Pyramid Lake Exhibit that celebrates the history of the lake and the people who have called it home.

Report on History Conference 2015

- A. The Nevada Historical Society History Conference is scheduled for September 25th and 26th, 2015. The theme is called Thinking beyond Nevada's Borders: Western History in New Perspectives and we encourage consideration of the relationships and interactions between people and entities that transcend Nevada's borders. We encourage a broad range of topics with a connection to Nevada's history.
- B. Our keynote speaker is Dr. Diana Ahmad from the Missouri University of Science and Technology.
- C. Shery and her staff have come up with a new format for the conference.
- D. As to promotion of the conference, we have started emailing different departments at colleges and universities in Nevada and the surrounding states. The flyer advertisement is in the upcoming Quarterly, a take away flyer is available to the public and will copies will be mailed to our sister agencies. We sent out a Save the Date e-blast about the conference. We will be posting the conference on our Facebook page, forward the information to the Nevada Museum Association, H-Net and the Western History Association.

Report about OSHA

- A. The Society was reported to OSHA anonymously back on Thursday, February 19th, 2015. The OSHA inspector arrived on site Tuesday, March 3rd, 2015. The solution that was suggested to prevent the left side of the Compact Shelving was to manually use the battery pack. The power has been turned off for both sections and locked down by B&G's state electrician.
- B. Shery created signage and a safety protocol using safety cones when working in the compact shelving. Until we get the final report and fines from OSHA, we are only having staff use the battery pack for the compact shelves.
- C. The Society submitted one essential CIP (Capitol Improvement Projects) that wasn't funded, retrofitting the remaining Compact Shelving system in our collections storage building. It was brought forward to the board last year, citing OSHA concerns about safety and liability issues to staff and volunteers. My biggest concern was the issue of safety, the prevention of a potential accident and potential fines.
- D. Safety signage had been placed on every unit as a warning about potential issues with our current sensors over a year ago. I knew of two incidents that the shelves started to move while people were working in the shelving. However, I was never able to get the system to fail.
- E. The cost for this project is \$100,000 (\$60,000 for electrical and motor upgrade; 40,000 for additional sensors placed on each carriage). The compact shelving has had many problems through the 12 years that I have worked at the Society. The state has not supported warranties, request for fixing and updating the electronic panels, sensors and motors that's essential in maintaining and accessing our collections. The Nevada Historical Society has repeated requested upgrades through the CIP process and those requests had been ignored.

- F. At this time, another pressing issue is the company is no longer make replacement parts for these dated units and making it impossible to get basic warranty coverage if any of the sections start to fail as of January 2015.
- G. Listed above is a short-term fix for the unit. It is essential that we find funds to fix this aging equipment to provide good service. Three solutions need to be investigated: using the Society's investment funds; potential state funds might be made available after this incident with OSHA or the board will need to help the Society find a different funding source to repair the unit.

Report about Quarterly

- A. The latest issue Spring/Summer 2014 Vol. 57 1-2 was mailed out to the members on April 6th, 2015.
- B. As to the status of the Fall/Winter 2014 Vol. 57 3-4, the NV150 special issue, there are several authors in different stages of edits. My hope is to have it submitted before the end of June 2015.
- C. Spring/Winter 2015 Vol. 58, 1-4 will be made into a single issue with a potential publication date of December 2015. Several factors will affect when the issue can be submitted, we have four potential articles dependent upon when the authors can complete them and the general production process.
- D. We are actively seeking new articles and book reviews for new content. Our Editor-in-Chief, Dr. John Reid has started talking with the Quarterly advisory board to seek assistance with new content. Our goal with the History Conference is to get new articles, promote the publication and sell new memberships.

Mission Statement

Founded in 1904, the Nevada Historical Society seeks to advance the study of the heritage of Nevada, the Great Basin and the West. The Society collects manuscripts, rare books, print ephemera, artifacts, maps, photographs and bound newspapers for the state, and makes its collections available for research, exhibition and educational purposes.

Operations

As of July 1, 2013 the Nevada Historical Society's hours of operation for the **Museum & Museum Store** are Tuesday through Saturday, 10:00am to 4:30pm and the **Research Library** is open Wednesday through Saturday, 12:00pm to 4:00pm.

INTRASTATE INTERLOCAL CONTRACT BETWEEN PUBLIC AGENCIES

A Contract between the State of Nevada
Acting By and Through Its
Department of Tourism and Cultural Affairs
Nevada Arts Council
716 N Carson St., Suite A
Carson City, NV 89701
Folklife Program
775-687-6680 ph
775-687-6688 fx
and

Department of Tourism and Cultural Affairs
Division of Museums and History/Nevada Historical Society
1650 N. Virginia St
Reno, NV 89503
775-688-1190 ph
775-688-2917 fx

WHEREAS, NRS 277.180 authorizes any one or more public agencies to contract with any one or more other public agencies to perform any governmental service, activity or undertaking which any of the public agencies entering into the contract is authorized by law to perform; and

WHEREAS, it is deemed that the services hereinafter set forth are both necessary and in the best interests of the State of Nevada;

NOW, THEREFORE, in consideration of the aforesaid premises, the parties mutually agree as follows:

1. **REQUIRED APPROVAL.** This Contract shall not become effective until and unless approved by appropriate official action of the governing body of each party.
2. **DEFINITIONS.** "State" means the State of Nevada and any state agency identified herein, its officers, employees and immune contractors as defined in NRS 41.0307.
3. **CONTRACT TERM.** This Contract shall be effective upon approval of FY2016/2017 Budgets by State Legislature, to June 30, 2018, unless sooner terminated by either party as set forth in this Contract.
4. **TERMINATION.** This Contract may be terminated by either party prior to the date set forth in paragraph (3), provided that a termination shall not be effective until 30 days after a party has served written notice upon the other party. This Contract may be terminated by mutual consent of both parties or unilaterally by either party without cause. The parties expressly agree that this Contract shall be terminated immediately if for any reason State and/or federal funding ability to satisfy this Contract is withdrawn, limited, or impaired.
5. **NOTICE.** All notices or other communications required or permitted to be given under this Contract shall be in writing and shall be deemed to have been duly given if delivered personally in hand, by telephonic facsimile with simultaneous regular mail, or mailed certified mail, return receipt requested, postage prepaid on the date posted, and addressed to the other party at the address set forth above.

6. INCORPORATED DOCUMENTS. The parties agree that the services to be performed shall be specifically described; this Contract incorporates the following attachments in descending order of constructive precedence:

ATTACHMENT A: SCOPE OF WORK

7. CONSIDERATION. Nevada Historical Society and Nevada Arts Council Folklife Program agree to provide the services set forth in paragraph (6). Any intervening end to an annual or biennial appropriation period shall be deemed an automatic renewal (not changing the overall Contract term) or a termination as the results of legislative appropriation may require.

8. ASSENT. The parties agree that the terms and conditions listed on incorporated attachments of this Contract are also specifically a part of this Contract and are limited only by their respective order of precedence and any limitations expressly provided.

9. INSPECTION & AUDIT.

a. Books and Records. Each party agrees to keep and maintain under general accepted accounting principles full, true and complete records, agreements, books, and documents as are necessary to fully disclose to the other party, the State or United States Government, or their authorized representatives, upon audits or reviews, sufficient information to determine compliance with any applicable regulations and statutes.

b. Inspection & Audit. Each party agrees that the relevant books, records (written, electronic, computer related or otherwise), including but not limited to relevant accounting procedures and practices of the party, financial statements and supporting documentation, and documentation related to the work product shall be subject, at any reasonable time, to inspection, examination, review, audit, and copying at any office or location where such records may be found, with or without notice by the other party, the State Auditor, Employment Security, the Department of Administration, Budget Division, the Nevada State Attorney General's Office or its Fraud Control Units, the State Legislative Auditor, and with regard to any federal funding, the relevant federal agency, the Comptroller General, the General Accounting Office, the Office of the Inspector General, or any of their authorized representatives.

c. Period of Retention. All books, records, reports, and statements relevant to this Contract must be retained by each party for a minimum of three years and for five years if any federal funds are used in this Contract. The retention period runs from the date of termination of this Contract. Retention time shall be extended when an audit is scheduled or in progress for a period reasonably necessary to complete an audit and/or to complete any administrative and judicial litigation which may ensue.

10. BREACH; REMEDIES. Failure of either party to perform any obligation of this Contract shall be deemed a breach. Except as otherwise provided for by law or this Contract, the rights and remedies of the parties shall not be exclusive and are in addition to any other rights and remedies provided by law or equity, including but not limited to actual damages, and to a prevailing party reasonable attorneys' fees and costs.

11. LIMITED LIABILITY. The parties will not waive and intend to assert available NRS chapter 41 liability limitations in all cases. Contract liability of both parties shall not be subject to punitive damages. To the extent applicable, actual contract damages for any breach shall be limited by NRS 353.260 and NRS 354.626.

12. FORCE MAJEURE. Neither party shall be deemed to be in violation of this Contract if it is prevented from performing any of its obligations hereunder due to strikes, failure of public transportation, civil or military authority, act of public enemy, accidents, fires, explosions, or acts of God, including, without limitation, earthquakes, floods, winds, or storms. In such an event the intervening cause must not be through the fault of the party asserting such an excuse, and the excused party is obligated to promptly perform in accordance with the terms of the Contract after the intervening cause ceases.

13. INDEMNIFICATION. Neither party waives any right or defense to indemnification that may exist in law or equity.

14. INDEPENDENT PUBLIC AGENCIES. The parties are associated with each other only for the purposes and to the extent set forth in this Contract, and in respect to performance of services pursuant to this Contract, each party is and shall be a public agency separate and distinct from the other party and, subject only to the terms of this Contract, shall have the sole right to supervise, manage, operate, control, and direct performance of the details incident to its duties under this Contract. Nothing contained in this Contract shall be deemed or construed to create a partnership or joint venture, to create relationships of an employer-employee or principal-agent, or to otherwise create any liability for one agency whatsoever with respect to the indebtedness, liabilities, and obligations of the other agency or any other party.

15. WAIVER OF BREACH. Failure to declare a breach or the actual waiver of any particular breach of the Contract or its material or nonmaterial terms by either party shall not operate as a waiver by such party of any of its rights or remedies as to any other breach.

16. SEVERABILITY. If any provision contained in this Contract is held to be unenforceable by a court of law or equity, this Contract shall be construed as if such provision did not exist and the nonenforceability of such provision shall not be held to render any other provision or provisions of this Contract unenforceable.

17. ASSIGNMENT. Neither party shall assign, transfer or delegate any rights, obligations or duties under this Contract without the prior written consent of the other party.

18. OWNERSHIP OF PROPRIETARY INFORMATION. Unless otherwise provided by law or this Contract, any reports, histories, studies, tests, manuals, instructions, photographs, negatives, blue prints, plans, maps, data, system designs, computer code (which is intended to be consideration under this Contract), or any other documents or drawings, prepared or in the course of preparation by either party in performance of its obligations under this Contract shall be the joint property of both parties.

19. PUBLIC RECORDS. Pursuant to NRS 239.010, information or documents may be open to public inspection and copying. The parties will have the duty to disclose unless a particular record is made confidential by law or a common law balancing of interests.

20. CONFIDENTIALITY. Each party shall keep confidential all information, in whatever form, produced, prepared, observed or received by that party to the extent that such information is confidential by law or otherwise required by this Contract.

21. PROPER AUTHORITY. The parties hereto represent and warrant that the person executing this Contract on behalf of each party has full power and authority to enter into this Contract and that the parties are authorized by law to perform the services set forth in paragraph (6).

22. GOVERNING LAW; JURISDICTION. This Contract and the rights and obligations of the parties hereto shall be governed by, and construed according to, the laws of the State of Nevada. The parties consent to the jurisdiction of the Nevada district courts for enforcement of this Contract.

23. ENTIRE AGREEMENT AND MODIFICATION. This Contract and its integrated attachment(s) constitute the entire agreement of the parties and such are intended as a complete and exclusive statement of the promises, representations, negotiations, discussions, and other agreements that may have been made in connection with the subject matter hereof. Unless an integrated attachment to this Contract specifically displays a mutual intent to

amend a particular part of this Contract, general conflicts in language between any such attachment and this Contract shall be construed consistent with the terms of this Contract. Unless otherwise expressly authorized by the terms of this Contract, no modification or amendment to this Contract shall be binding upon the parties unless the same is in writing and signed by the respective parties hereto, approved by the State of Nevada Office of the Attorney General.

IN WITNESS WHEREOF, the parties hereto have caused this Contract to be signed and intend to be legally bound thereby.

Department of Tourism and Cultural Affairs – Nevada Arts Council

Susan Boskoff

Date

Administrator

Patricia Atkinson,

Date

Folklife Program Coordinator

Department of Tourism and Cultural Affairs – Division of Museums and History – Nevada Historical Society

Peter Barton

Date

Administrator

Sherlyn HayesZorn

Date

Acting Director

Robert Stoldal

Date

Chairman, Board of Museum and History

Signature – Nevada State Board of Examiners

APPROVED BY BOARD OF EXAMINERS

Approved as to form by:

On

(Date)

Deputy Attorney General for Attorney General, State of Nevada

On

(Date)

ATTACHMENT A: SCOPE OF WORK

1. The Nevada Historical Society [NHS] will collaborate with the Nevada Arts Council's [NAC] Folklife Program to curate and prepare an exhibition of the Basque arborglyph rubbings from the collection of Jean and Phillip Earl for the Folklife exhibit in the Traveling Exhibition Program, to be ready to tour in

May or June 2016 for a period of two years. NHS holds the Earl's arborglyph collection and will take care of any necessary loan agreements, permissions to tour and reproduce including art photographically, and secure valuation of the pieces for insurance purposes.

The exhibition will include framed arborglyph rubbings; some photo reproductions of pieces too large to tour, printed on fabric; photographs and maps that provide context for the art pieces; interpretive text on panels; and one (salvaged) carved tree section; exhibit labels and a gallery guide.

The Folklife Program has made a short film of Jean Earl demonstrating and explaining process of transferring the images from 3-dimensional curved trees to flat canvas, as well as the Nevada Stories piece "Hunting the Mountain Picassos." These will be available to stream via iPad touch screen(s) as part of the exhibit.

It is understood that Folklife Program staff will work collaboratively with NHS staff to develop, design and produce the exhibition within the budget and timeframe agreed upon.

2. In Phase 1 (FY2016) NAC Folklife Program will provide funds for framing and crates, \$5,000 based on final budgeted amount. Budgeted amount may be changed before project begins on July 1, 2015 to reflect actual funds received from appropriations, grants and corporate sponsors.
3. In Phase 1 NHS and NAC will obtain estimates for frames, crates, and any additional photo reproduction and will arrange for framing, photographic prints, and crates to be completed. NHS will photograph the pieces that will tour and provide the Folklife Program with electronic photo files, descriptions, and values of the included pieces for insurance purposes.
4. In Phase 2 (FY2016, summer 2015), NHS will also commission gallery guide text from an appropriate Basque Studies scholar and from Jean and Phillip Earl; provide text for gallery guide, signage, and interpretive labels to Folklife Program; and obtain cost estimates and size specifications for touch screen iPads and stations.
5. In Phase 2, Folklife Program will edit interpretive text and gallery guide; and arrange for production of signage and gallery guide. Proof copy to be approved by both NHS and Folklife Program prior to production. The Folklife Program will pay for the production costs of the signage and gallery guide and will provide a scholar's stipend of up to \$500 based on budgeted amount. Budget amount may be changed before project begins on July 1, 2015 to reflect actual funds received from appropriations, grants and corporate sponsors, for the Basque scholar's essay.
6. In Phase 3 (Fall 2015), NHS will obtain funding for 2 iPads and stations at a cost of \$499 each (\$998 total) and order them. Budget amount may be changed before project begins on July 1, 2015 to reflect actual funds received from appropriations, grants and corporate sponsors
7. In Phase 3, NHS and the Folklife Program will collaborate to seek funding for stipends and travel for Basque scholars and Jean and Phillip Earl to provide gallery talks and humanities lectures on the Basque tree carving traditions to accompany the exhibit; the Folklife Program will work with local Basque clubs to provide Basque dancing or other traditional arts demonstrations at various exhibit sites.

8. In Phase 4 (FY17, Fall 2016), NHS and the Folklife Program will seek a WESTAF grant for an exhibit website; 360 degree photography of an aspen grove with Basque arborglyphs; and out-of-state travel for the exhibit (Idaho, Oregon, California, Utah, Wyoming) when it finishes the NTI/TEP two-year run.



Relates to Agenda Item
7E2

STATE OF NEVADA
DEPARTMENT OF TOURISM & CULTURAL AFFAIRS
Division of Museums and History
Nevada State Museum

Brian Sandoval
Governor

Peter Barton
Administrator

Claudia Vecchio
Director

Jim Barmore
Museum Director

**Report to the
Board of Museums and History
April 8, 2015**

I. Status of Private Funds Budget

**Status of Private Funds Budget B/A #5036
State Fiscal Year 2015**

				Status		
	GL #	Approved Budget	Approved Changes	Total Budget	Year to Date Actuals	Percentage Year to Date
Revenues:						
Bal Forw fr Prior FY (restricted)	2511	104,329	3,010	107,339	107,339.00	100.00%
Bal Forw fr Prior FY (unrestricted)	2511	65,095	0	65,095	65,095.00	100.00%
Federal BLM Grant	3578	50,000	34,585	84,585	45,007.92	53.21%
Facilities Charges	3801	600	0	600	520.00	86.67%
Special Services	3820	0	0	0	0.00	0.00%
Anthropology Fees	3871	24,079	0	24,079	29,926.80	124.29%
Coin Press Revenue	3872	72,395	0	72,395	86,083.15	118.91%
Memberships	4008	18,888	0	18,888	7,975.00	42.22%
Photograph Sales	4010	1,279	0	1,279	470.00	36.75%
Merchandise Sales	4025	142,882	0	142,882	95,026.79	66.51%
Book & Pamphlet Sales	4052	248	0	248	37.50	15.12%
Prior Year Funds	4203	0	0	0	34.09	0.00%
Gifts & Donations	4251	3,211	0	3,211	4,286.67	133.50%
Private Grants (Restricted)	4265	34,248	-3,010	31,238	29,439.00	94.24%
Receipts from Outside Bank	4454	10,000	0	10,000	10,000.00	100.00%
Treasurer's Interest	4326	517	0	517	423.47	81.91%
Total Revenue:		527,771	34,585	562,356	481,664.39	85.65%

Expenditures:						
	CAT					
Federal BLM Coop Agreement	20	50,000	34,585	84,585	48,099.67	56.87%
Anthropology	37	2,500	0	2,500	772.92	30.92%
Natural History	39	7,550	0	7,550	602.00	7.97%
Administration	41	55,236	0	55,236	7,407.59	13.41%
Education	42	16,915	0	16,915	9,817.94	58.04%
Exhibits	43	22,645	0	22,645	6,687.28	29.53%
History	45	2,540	0	2,540	750.00	29.53%
Docent	47	1,055	0	1,055	1,055.00	100.00%
Museum Store	49	131,658	0	131,658	85,387.52	64.86%
Coin Press	50	40,227	0	40,227	30,438.30	75.67%
Coin Show	51	5,750	0	5,750	3,579.35	62.25%
Special Projects (Restricted)	55	148,577	0	148,577	14,502.19	9.76%
Fund Transfer (Loan Repayment)	60	0	0	0	0.00	0.00%
Reserve	86	43,118	0	43,118	0.00	0.00%
Total Expenditures:		527,771	34,585	562,356	209,099.76	37.18%

Revenues Over (Under) Expenditures:	0	0	0	272,564.63	48.47%
--	----------	----------	----------	-------------------	---------------

Budget Status Narrative:

The Budget Status Report includes activity through February 28, 2015. Key revenues are strong and have exceeded budget authority. Others are tracking normally.

II. Museum Store Sales

Store sales chart comparison against four previous fiscal years.

	<u>Jul</u>	<u>Aug</u>	<u>Sep</u>	<u>Oct</u>	<u>Nov</u>	<u>Dec</u>	<u>Jan</u>	<u>Feb</u>	<u>Mar</u>	<u>Apr</u>	<u>May</u>	<u>Jun</u>	<u>TOTAL</u>
FY 15	10,987	15,149	17,772	7,722	23,931	8,342	6,165	5,176					95,244
FY 14	10,663	19,637	12,589	19,661	10,858	8,522	6,648	6,365	7,274	10,460	6,285	14,028	132,989
FY 13	3,445	8,448	13,370	10,035	14,951	6,756	7,661	4,346	6,691	10,101	13,229	9,737	108,768
FY 12	8,006	9,083	11,452	8,634	15,404	7,447	6,028	2,264	2,587	4,636	4,214	6,067	85,822
FY 11	17,450	8,014	20,436	5,682	9,708	9,903	6,270	5,723	7,233	10,880	9,883	6,181	117,363
YTD	10,987	26,136	43,908	51,630	75,561	83,903	90,068	95,244	0	0	0	0	95,244
YTD Comparison	103.04%	86.26%	102.38%	82.54%	102.93%	102.41%	101.68%	100.32%	0.00%	0.00%	0.00%	0.00%	
Monthly Comparison	103.04%	77.15%	141.17%	39.28%	220.41%	97.89%	92.73%	81.32%	0.00%	0.00%	0.00%	0.00%	

Year-to-Date Comparison compares the cumulative year to date figures against the same time period in the previous year.

Monthly Comparison compares the current month of the current year against the same month in the previous year.

Museum Store Sales Narrative:

Store sales at the end of February totaled \$95,244 or 100% compared to last year.

III. Museum Store Revenue and Expenditure Chart

Museum Store Revenue and Expenditure Chart

	<u>Jul</u>	<u>Aug</u>	<u>Sep</u>	<u>Oct</u>	<u>Nov</u>	<u>Dec</u>	<u>Jan</u>	<u>Feb</u>	<u>Mar</u>	<u>Apr</u>	<u>May</u>	<u>Jun</u>	<u>TOTAL</u>
Revenues													
Store Sales	10,987	15,149	17,772	7,722	23,931	8,342	6,165	5,176	0	0	0	0	95,244
Expenditures													
Merchandise	0	6,819	2,838	13,775	581	16,401	1,906	8,634	0	0	0	0	50,954
Personnel	1,375	5,726	4,348	4,024	4,024	4,094	5,734	4,132	0	0	0	0	33,457
Operating/Other	222	222	230	673	229	669	173	121	0	0	0	0	2,538
Total Expenditures	1,597	12,766	7,415	18,472	4,834	21,164	7,813	12,887	0	0	0	0	86,949
Net Profit	9,389	2,383	10,357	-10,750	19,097	-12,822	-1,648	-7,711	0	0	0	0	8,295

Museum Store Revenue and Expenditure Narrative:

Store profit at the end of February totaled \$8,295.

IV. Membership Figures

Memberships (new and renewals) chart comparison against four previous fiscal years.

Membership Categories	<u>Jul</u>	<u>Aug</u>	<u>Sep</u>	<u>Oct</u>	<u>Nov</u>	<u>Dec</u>	<u>Jan</u>	<u>Feb</u>	<u>Mar</u>	<u>Apr</u>	<u>May</u>	<u>Jun</u>	<u>TOTAL</u>
Individual	11	6	4	1	6	2	4	3					37
Family	12	10	6	3	4	4	5	5					49
Sustaining	4	2	1	1	1	1	2	3					15
Contributing Patron						2							2
Benefactor					1								0
Senior	22	20	7	6	5	6	7	9					1
FY 15	49	38	18	11	17	15	18	20	0	0	0	0	186
FY 14	17	22	28	105	70	22	28	20	17	18	13	14	374
FY 13	17	14	47	0	20	1	23	11	19	11	0	0	163
FY 12	10	5	17	0	8	4	11	22	16	11	10	18	132
FY 11	9	9	15	6	4	12	9	16	33	5	76	58	252
YTD	49	87	105	116	133	148	166	186	0	0	0	0	186
YTD Comparison	288.24%	223.08%	156.72%	67.44%	54.96%	56.06%	56.85%	59.62%	0.00%	0.00%	0.00%	0.00%	
Monthly Comparison	288.24%	172.73%	64.29%	10.48%	24.29%	68.18%	64.29%	100.00%	0.00%	0.00%	0.00%	0.00%	

Year-to-Date Comparison compares the cumulative year to date figures against the same time period in the previous year.
Monthly Comparison compares the current month of the current year against the same month in the previous year.

Membership Figures Narrative:

Memberships (new and renewals) at the end of February totaled 186, which is 60% compared to last year. The museum will conduct a membership drive this spring, which will increase numbers, particularly renewals.

V. Museum Attendance Figures

Attendance chart comparison against four previous fiscal years.

	<u>July</u>	<u>Aug</u>	<u>Sept</u>	<u>Oct</u>	<u>Nov</u>	<u>Dec</u>	<u>Jan</u>	<u>Feb</u>	<u>Mar</u>	<u>Apr</u>	<u>May</u>	<u>June</u>	<u>TOTAL</u>
FY 15	4,388	4,550	2,860	4,004	2,751	1,695	2,351	2,219					24,818
FY 14	5,746	4,234	2,599	4,600	2,628	1,536	2,114	1,835	2,744	3,259	4,214	3,458	38,967
FY 13	2,973	3,458	2,229	3,145	1,427	2,066	1,130	1,230	1,699	2,532	3,025	3,103	28,017
FY 12	3,713	3,519	2,237	3,436	2,202	1,868	1,176	1,500	1,670	2,493	3,670	3,140	30,624
FY 11	3,458	3,041	2,175	2,721	1,806	1,263	1,083	1,162	1,782	2,677	3,058	4,006	28,232
YTD	4,388	8,938	11,798	15,802	18,553	20,248	22,599	24,818	0	0	0	0	24,818
YTD Comparison	76.4%	89.6%	93.8%	92.0%	122.8%	119.3%	124.5%	126.3%	0.0%	0.0%	0.0%	0.0%	
Monthly Comparison	76.4%	107.5%	110.0%	87.0%	104.7%	110.4%	111.2%	120.9%	0.0%	0.0%	0.0%	0.0%	

Year-to-Date Comparison compares the cumulative year to date figures against the same time period in the previous year.
Monthly Comparison compares the current month of the current year against the same month in the previous year.

Museum Attendance Figures Narrative:

Attendance at the end of February totaled 24,818, which is 126% compared to last year. Attendance figures only reflect visitors recorded at the admission desk and not off-site programs, such as capitol tours and out-reach education.

VI. Attendance Receipts

Current attendance receipts compared against four previous fiscal years.

	<u>July</u>	<u>Aug</u>	<u>Sept</u>	<u>Oct</u>	<u>Nov</u>	<u>Dec</u>	<u>Jan</u>	<u>Feb</u>	<u>Mar</u>	<u>Apr</u>	<u>May</u>	<u>June</u>	<u>TOTAL</u>
FY 15	18,061	20,706	20,225	14,467	8,538	9,336	8,915	8,319					108,567
FY 14	18,320	18,497	19,750	14,308	8,882	7,301	9,553	7,326	10,144	16,152	14,472	21,736	166,441
FY 13	12,831	19,257	14,837	11,097	8,178	3,481	6,380	5,621	6,933	13,173	9,689	16,025	127,503
FY 12	19,827	13,247	17,911	11,116	5,484	5,006	8,784	5,684	7,862	9,411	14,026	13,337	131,695
FY 11	17,610	18,071	12,543	10,832	7,476	4,247	3,834	5,484	8,651	11,287	10,733	15,529	126,297
YTD	18,061	38,767	58,992	73,459	81,997	91,333	100,248	108,567	0	0	0	0	108,567
YTD Comparison	98.6%	105.3%	104.3%	103.6%	102.8%	104.9%	103.8%	104.5%	0.0%	0.0%	0.0%	0.0%	
Monthly Comparison	98.6%	111.9%	102.4%	101.1%	96.1%	127.9%	93.3%	113.6%	0.0%	0.0%	0.0%	0.0%	

Year-to-Date Comparison compares the cumulative year to date figures against the same time period in the previous year.

Monthly Comparison compares the current month of the current year against the same month in the previous year.

Attendance Receipts Figures Narrative:

Attendance receipts at the end of February totaled \$108,567, which is 105% compared to last year.

VII. Fundraising Activities

- Museum volunteer, Louise Inman contributed \$16,500 for education programs, exhibits, and collections.
- Coin Press No. 1 medallions sold through the New York Mint brought in \$79,118. A \$50,000 advance was received in a previous fiscal year. The remaining \$29,118 appeared as revenue this year.
- Burning Man contributed an unrestricted gift of \$2,000.
- Facility use (rental of museum spaces) is at an all-time high. Use is higher during legislative sessions. Closing the capitol assembly chamber for remodeling has diverted use to the museum.

VIII. General Museum Activities

- Construction of the new addition on the museum's south side was finished. The facility adds a larger freight elevator, loading platform, welding station, staging area, and maintenance equipment storage. The museum thanks Public Works project manager Robbie Oxoby and architect Paul Cavin for their outstanding service.
- The museum closed Finding Frémont: Pathfinder of the West March 9. The exhibit was designed to travel for at least six years. Special crates and covers were constructed for the entire contents. It opens next at the Des Chutes Historical Museum in Bend, Oregon May 1. The gallery will remain closed for storage of museum collections.
- NSM and NHS staff completed plans and a budget for removing at-risk collections from substandard conditions at the NDOT warehouse. Staff will secure collections in three exhibit galleries at NSM until suitable off-site storage is obtained.

- Legislative leadership participated in the ceremonial minting of the 2015 Legislative Medallion on Coin Press No. 1 March 26.
- The museum held the following Family Fun Saturday Workshops:

December 13, 10:00 am – 3:00 pm: Family Fun Saturday: Pines are Fine

Visitors learned how to identify pine trees; about one of our state trees, the Pinyon Pine, a plant collected during John C. Frémont's 2nd expedition; what kinds of animals eat pine nuts; and how American Indians gathered, stored, and processed nuts for food.

January 10, 10:00 am – 3:00 pm: Family Fun Saturday: Funky Fungi

Visitors learned about fungi, amazing organisms that are neither plants nor animals; their symbiotic role in recycling nutrients and energy; how some are used for food and medicine; and about dangerous fungi.

February 7, 10:00 am – 3:00 pm: Family Fun Saturday: Fun with Rock Art

Visitors learned about ancient petroglyphs and pictographs in Nevada and why this art form needs protection; made rock art themed crafts and/or participated in a group mural; listened to Coyote stories, and enjoyed a guided tour of Under One Sky: Nevada's Native American Heritage.

- The museum held the following Frances Humphrey lectures:

February 22, 6:30 – 8:00 pm: A Short History of Virginia City

The fully attended program and book signing featured Ron and Susan James' new book from the University of Nevada Press. Ron James was recently inducted into the Nevada Writers Hall of Fame and recognized for his strong connection to the state of Nevada and his significant contribution to the state's literary culture.

February 26, 6:30 – 8:00 pm: The Spirit of the Silver State

Stanley Paher, a well-known Nevada writer and historian, presented a lecture and book signing to an overflow crowd of 120 people, featuring his latest book that memorializes Nevada's first 150 years of historic, economic, and cultural development, from business and industry to communication, transportation, politics, and religion.

- The museum presented Winter Volunteer Tour Guide Training February 10-11 and 17-18. Training included A History of the Nevada State Museum, Part I and II by Curator of History, Bob Nysten; a tour of the Marjorie Russell Clothing and Textile Research Center by Curator Jan Loverin; training in the natural sciences; capitol tour guide training; and Desert Adaptations by Dian Teigler and Pat King. Attendance of 25 was below average. Only two new volunteers signed up. The museum's active school tour program relies on volunteers. For the past couple years, volunteers are harder to recruit. Volunteers are moving on to other interests at the museum, such as fundraising and advocacy. The curator of education must give more tours, which takes her away from other responsibilities. If the trend continues and a paid assistant is not provided, the museum will be forced to reduce school tour services.
- The capitol will close to guided tours for at least two months starting in mid-April due to remodeling. This occurs in the middle of the busiest time of year for tours. Tours are particularly active during legislative sessions. The museum is turning down dozens of requests for tours.

Nevada State Museum Mission Statement

The Nevada State Museum engages diverse audiences in understanding and celebrating Nevada's natural and cultural heritage.

- The museum preserves heritage for long-term public benefit.
- The museum presents heritage through unique and authentic educational experiences, enhanced by an environment of comfort, interaction, and inspiration.
- Audiences learn what makes Nevada special. They gain stronger identity, connection, and validation. They develop a broader point of view and a sense of responsibility.
- The museum extends benefits to the greatest audience, provides leadership in heritage education, and adheres to the highest standards of public-trust stewardship.

Current Operations

The museum is open six days a week, Tuesday through Sunday.

Peter Barton

From: James Barmore
Sent: Tuesday, March 24, 2015 9:59 AM
To: Peter Barton
Cc: Carrie E. Edlefsen; Richard Parker
Subject: Board Agenda: Kevin Floyd Compensation
Attachments: img356.pdf

Follow Up Flag: Follow up
Flag Status: Flagged

Peter,

I'm requesting \$500 to pay Nevada State Museum Security Officer Kevin Floyd's insurance deductible for damage incurred to his vehicle as a result of exceptional circumstances while responding to a security alarm. Typically, employees are liable for damage to personal vehicles while conducting state business. This case warrants special consideration.

Kevin was required to respond to after-hour alarms at the museum. The alarm activated in the middle of the night at 1:00 am, November 29, 2014. Carson City was experiencing extreme weather, including high winds. Driving conditions were exceptionally hazardous. Normally, he would not have driven in such conditions, but he was required. While driving on Carson Street to the museum, a tree blew over on his vehicle in front of the capitol, just south of Musser Street. The headlight and tail light were damaged. Large scratches were made down the left side of the vehicle. He continued in the hazardous conditions, arriving at the museum at 1:13 am. Sheriff Ken Furlong was at the museum and informed Kevin alarms were going off all over the city due to high winds and power failures. They searched the buildings and found nothing out of place. The alarm was reset and the building secured by 1:32 am. Kevin completed an incident report about the tree for the Carson City Sheriff's Department (copy attached). The accident was not his fault. The tree was on city property. Carson City was exempted from liability for such accidents. Kevin submitted a claim to his own insurance company, Progressive Direct Insurance Co. (estimate attached). The damaged was assessed at \$5,401.78. To receive compensation, he must pay a \$500 deductible with personal funds. Due to exceptional circumstances, I'm requesting the museum pay the deductible amount.

Thanks for your consideration.

Jim Barmore
Director
Nevada State Museum
600 North Carson Street
Carson City, NV 89701-4004
775-687-4810 ext. 226
Fax: 775-687-4168
jbarmore@nevadaculture.org
museums.nevadaculture.org

Incident Report

CARSON CITY SHERIFF'S DEPT.

14-7145

Supplement No
ORIG

Address
911 EAST MUSSER STREET
City, State Zip Code
CARSON CITY, NV 89701

Reported Date
11/30/2014
Nature of Call
VEH INJ
Officer
RIGGIN, DARIN

Phone Number
775-887-2500
Fax Number
775-887-2016

Administrative Information

Agency CARSON CITY SHERIFF'S DEPT.		Report No 14-7145		Supplement No ORIG		Reported Date 11/30/2014		Reported Time 11:47		CAD Call No 143340092	
Status Report		Nature of Call Injury to Vehicle		Location S CARSON ST/W 2ND ST							
City Carson City		ZIP Code 89701		Rep Dist 100309		Area 3		Beat 03		From Date 11/29/2014	
To Time 01:10		Officer DR0548/RIGGIN, DARIN		Assignment Patrol Day Shift		From Time 01:10		To Date 11/29/2014		Entered by DR0548	
Assignment Patrol Day Shift		RMS Transfer Successful		Approving Officer EM1660		Approval Date 12/02/2014					
Approval Time 15:35:22											
Photo Scene Yes		Statements Yes									

Person Summary

Invl	Invl No	Type	Name	MNI	Race	Sex	DOB
REP	1	I	FLOYD, KEVIN	248309	W	M	04/30/1972

Vehicle Summary

Invl	Type	License No	State	Lic Year	Year	Make	Model	Style	Color
VIC	1	009ASA	NV	2014	1999	JEEP	CHE	4D	RED

Summary Narrative

Damaged Vehicle

Date 12.11.2014
I hereby certify that this document is a true and exact copy of the original document contained in the official records of the Office of the Sheriff-Coroner of the City & County of Carson City, Nevada.
Not For Further Dissemination
Signature [Signature]
Title Public Safety Records Clerk

Incident Report

CARSON CITY SHERIFF'S DEPT.

14-7145

Supplement No
ORIG

Reporting Party 1: FLOYD, KEVIN

Involvement		Inv No		Type		Name		MNI	
Reporting Party		1		Individual		FLOYD, KEVIN		248309	
Race	Sex	DOB	Age	Juvenile?	Height	Weight	Hair Color	Eye Color	
WHITE	MALE	04/30/1972	42	No	5'11"	230#	Brown	Blue	
Type	Address						City	State	
HOME	3531 LONG DR						Minden	NEVADA	
ZIP Code									
89423									
Phone Type	Phone No								
Home	(530) 412-0895								

Vehicle: 009ASA

Involvement	Type	License No	State	Lic Year	Lic Type	Year	Make	Model
Victim	Auto	009ASA	NEVADA	2014	PASSENGER CAR	1999	Jeep	CHE
Style	Color	Value	VIN					
SEDAN, 4 DOOR	Red	\$5,000	1J4FF68S7XL518529					

Modus Operandi

Crime Code(s)
All Others

Narrative

On 11-30-2014 t approximately 1147 hours, I was dispatched to the front counter for a report of an injured vehicle.

On arrival I met with Kevin Floyd who told me his car was damaged by a fallen tree when he was responding to an alarm call at the Nevada State Museum on 600 N. Carson. Kevin said he was crossing the intersection of 2nd and Carson, when a tree(planted in the center median) fell over from the wind and directly into the path of his car. Kevin said he was unable to stop in time, so his vehicle continued through the fallen tree, damaging the entire left side of it. I took photographs of the Jeep, which appeared to have had its front and rear lights torn out, as well as several large scratches along the left side of the body.

COPY

Not For Further Dissemination
Carson City Sheriff's Department

Report Officer	Printed At	Page 2 of 2
DR0548/RIGGIN, DARIN	12/11/2014 13:38	

Date: 12/ 8/2014 03:57 PM
 Estimate ID: 14-4857437-01
 Estimate Version: 0
 Committed
 Profile ID: carson:all_parts_typ

Progressive Direct Insurance Co

Damage Assessed By: JOSH DANIELS

Claim Rep: Christopher Zelina
 (440) 910-7033

Classification:

* Product Type: Auto
 * Date of Loss: 11/29/2014
 * Deductible: 500.00
 * Claim Number: 14-4857437-01

Insured: KEVIN FLOYD
 Owner: KEVIN FLOYD
 Address: 3135 LONG DR, MINDEN, NV 89423
 Telephone: Work Phone: (775) 687-4810
 Contact Phone: (530) 412-0895

Home Phone: (530) 412-0895

Mitchell Service: 917528

Description: 1999 Jeep Cherokee Classic
 Body Style: 4D Ut 101" WB
 VIN: 1J4FF68S7XL518529
 Mileage: 177,569
 OEM/ALT: A
 Color: RED
 Options: PASSENGER AIRBAG, DRIVER AIRBAG, POWER STEERING, REAR WINDOW DEFOGGER
 LUGGAGE RACK, ALUM/ALLOY WHEELS, LEATHER STEERING WHEEL, L-6 ENGINE
 FRONT AIR DAM, TINTED GLASS, AM/FM STEREO CASSETTE, FENDER FLARES
 FRONT BUCKET SEATS, POWER FOLDING EXTERIOR MIRRORS, REAR AC & HEATER
 REAR WINDOW WIPER

Vehicle Production Date: 9/98
 Drive Train: 4.0L Inj 6 Cyl 4WD
 License: 009ASA NV

Search Code: RENO1

Line Item	Entry Number	Labor Type	Operation	Line Item Description	Part Type/ Part Number	Dollar Amount	Labor Units
<u>Front Bumper</u>							
1	700022	BDY	OVERHAUL	Frt Bumper Assy			1.6 #
2	703758	BDY	REPAIR	L Frt Bumper End Cap	Existing		2.0* #
3		REF	REFINISH	L Frt Bumper End Cap			C 1.0
<u>Grille/Front Panel</u>							
4	700059	REF	REFINISH	Grille			C 1.8
5	700067	BDY	REPAIR	Grille	Existing		0.5* #
6	702361	BDY	REMOVE/REPLACE	Grille Header Panel	55056233AF	385.00	2.8
7		REF	REFINISH	Header Panel			C 1.2
8		REF	REFINISH	Header Panel Edge			C 0.5
9		BDY	CHECK/ADJUST	Headlamps			0.4
10	703302	BDY	REMOVE/REPLACE	Grille Adhesive Nameplate	55155622AB	53.20	INC
<u>Front Lamps</u>							
11	703308	BDY	REMOVE/REPLACE	L Headlamp Door	** Non-OEM	45.00	0.1
12		REF	REFINISH	L Headlamp Door			C 0.4
13	700088	BDY	REMOVE/REPLACE	L Headlamp Sealed Beam	L00H6054	26.45	0.1 #
14				OWNER REPLACED BEFORE INSPECTION			
15	700103	BDY	REMOVE/REPLACE	L Park/Signal Lamp Assembly	** Non-OEM	21.64	0.1 #
<u>Hood</u>							
16	700127	BDY	REMOVE/REPLACE	Hood Panel	** Non-OEM Certified	322.00	1.2
17		REF	REFINISH	Hood Outside			C 2.3
18		REF	REFINISH	Add For Hood Underside			C 1.3
<u>Front Fender</u>							

ESTIMATE RECALL NUMBER: 12/08/2014 15:57:06 14-4857437-01

Mitchell Data Version: OEM: OCT_14_V

Software Version: MAPP:OCT_14_V

7.1.159

Copyright (C) 1994 - 2014 Mitchell International
 All Rights Reserved

Page 1 of 5

Date: 12/ 8/2014 03:57 PM
 Estimate ID: 14-4857437-01
 Estimate Version: 0
 Committed
 Profile ID: carson:all_parts_type

19	700253	BDY	REMOVE/REPLACE	L Fender Panel	** Non-OEM Certified	237.00	1.3 #
20		REF	REFINISH	L Fender Outside			C 1.7
21		REF	REFINISH	L Add To Edge Fender			C 0.5
22	700261	BDY	REMOVE/INSTALL	L Fender Wheel Opening Flare			INC
23	700289	BDY	REPAIR	L Fender Wheel Opening Flare	Existing		0.5* #
				<u>Windshield</u>			
24	700716	GLS	REMOVE/REPLACE	W/Shield Glass	** Non-OEM	219.86	INC* #
25	700717	BDY	REMOVE/REPLACE	W/Shield Reveal Moulding	55235391AB	91.60	INC* #
				<u>MANUAL ENTRIES</u>			
26	900500	BDY *	REPAIR	ROPE LIFTGATE GLASS	Existing		0.5*
				<u>Rocker/Pillars/Floor</u>			
27	700851	BDY	REPAIR	L Cowl/Dash Hinge Pillar -S	Existing		1.0*
28				SPOT PAINT HINGE PILLAR			
29		REF	REFINISH/REPAIR	L Cowl/Dash Hinge Pillar -S			C 1.0*
30				MODIFIED REFINISH WITH FULL CLEAR COAT			
				<u>Front Door</u>			
31	702553	BDY	REPAIR	L Frt Door Repair Panel	Existing		4.0* #
32		REF	REFINISH	L Frt Door Outside			C 1.7
33	701021	BDY	REMOVE/INSTALL	L Frt Door Mirror			0.3 #
34	701045	BDY	REMOVE/INSTALL	L Frt Door Adhesive Moulding	Existing		0.2 r
35	703508	BDY	REMOVE/REPLACE	L Frt Door Decal	55156022AA	56.35	0.1 #
36	702575	BDY	REMOVE/REPLACE	L Frt Door Decal	5GM60CA1AA	30.25	0.1 #
37	701061	BDY	REMOVE/REPLACE	L Frt Door Power Mirror Assy	** Non-OEM	107.00	INC #
38		BDY	REMOVE/INSTALL	L Frt Door Trim Panel			INC
39	701109	BDY	REMOVE/INSTALL	L Frt Otr Door Handle			0.2 #
40	701111	BDY	REMOVE/INSTALL	L Frt Door Lock Cylinder			0.6 #
				<u>Rear Door</u>			
41	701259	BDY	REPAIR	L Rear Door Repair Panel	Existing		5.0* #
42		REF	REFINISH	L Rear Door Outside			C 1.7
43	701263	BDY	REMOVE/INSTALL	L Rear Door Frt/Up Window & Belt Mldgs			0.8
44	701285	BDY	REMOVE/INSTALL	L Rear Door Adhesive Moulding	Existing		0.2 r
45	701311	BDY	REMOVE/INSTALL	L Rear Otr Door Handle			0.9 #
				<u>Roof</u>			
46	701455	BDY	REPAIR	L Roof Rail	Existing		0.5*
47		REF	REFINISH/REPAIR	L Roof Rail			1.0*
				<u>Quarter Panel</u>			
48	701588	BDY	REPAIR	L Quarter Outer Panel Assy	Existing		7.0* #
49		REF	REFINISH	L Quarter Panel Outside			C 1.9
50	703598	BDY	REMOVE/INSTALL	L Quarter Wheel Opening Flare			0.6
51	703604	BDY	REMOVE/REPLACE	L Quarter Decal	5FJ61CA1AB	31.60	0.1 #
52	703642	BDY	REPAIR	L Quarter Wheel Opening Flare	Existing		0.5* #
				<u>Liftgate</u>			
53	701718	BDY	REPAIR	Liftgate Shell	Existing		1.5*
54		REF	REFINISH	Liftgate Outside			C 2.2
55	701737	BDY	REMOVE/REPLACE	Liftgate Adhesive Emblem	5EM87SA1	53.20	0.2
56	701741	BDY	REMOVE/REPLACE	Liftgate Adhesive Nameplate	5FJ64CA1	15.25	0.2
57	701744	BDY	REMOVE/INSTALL	Liftgate Trim Panel			0.4
58	702323	BDY	REMOVE/INSTALL	Liftgate Wiper Arm	Existing		0.2 #r
				<u>Rear Lamps</u>			
59	701864	BDY	REMOVE/INSTALL	L Rear Combination Lamp			INC
60	701866	BDY	REMOVE/REPLACE	L Rear Combination Lamp	** Non-OEM	80.27	0.3
61	701877	BDY	REMOVE/INSTALL	License Lamp			0.4
				<u>Rear Bumper</u>			
62	701890	BDY	REMOVE/INSTALL	Rear Bumper Assy			0.6
63	701913	BDY	REMOVE/REPLACE	L Rear Bumper End Cap	** Non-OEM	48.00	0.3
				<u>ADDITIONAL OPERATIONS</u>			
64		REF	ADD'L OPR	Clear Coat			3.9
				<u>MANUAL ENTRIES</u>			
65	900500	BDY *	REMOVE/REPLACE	CLEAN & RETAPE SIDE MLD - LARGE .4 EACH	** Non-OEM	4.00 *	0.4*
66	900500	BDY *	REMOVE/REPLACE	CLEAN & RETAPE SIDE MLD - LARGE .4 EACH	** Non-OEM	4.00 *	0.4*
67	900500	BDY *	ADD'L LABOR OP	COVER VEHICLE FOR REFINISHING - INCLUDES LA	Sublet	10.00 *	0.0*
68	900500	GLS *	REMOVE/REPLACE	URETHANE KIT	Sublet	19.00 *	0.0*
				<u>Additional Costs & Materials</u>			
69			ADD'L COST	Paint/Materials		500.00 *	
70			ADD'L COST	Hazardous Waste Disposal		3.50 *	

ESTIMATE RECALL NUMBER: 12/08/2014 15:57:06 14-4857437-01

Mitchell Data Version: OEM: OCT_14_V

MAPP:OCT_14_V

Software Version:

7.1.169

Copyright (C) 1994 - 2014 Mitchell International
 All Rights Reserved

Page 2 of 5

Date: 12/8/2014 03:57 PM
 Estimate ID: 14-4857437-01
 Estimate Version: 0
 Committed
 Profile ID: carson:all_parts_typ

* - Judgment Item
 # - Labor Note Applies
 ** Non-OEM Certified - Non-Original Equipment Manufacturer Replacement Part, Certified
 ** Non-OEM - Non-Original Equipment Manufacturer Replacement Part
 C - Included in Clear Coat Calc
 r - CEG R&R Time Used For This Labor Operation

NAPA AUTO PARTS
 CALL YOUR LOCAL STORE
 OR CALL 1-800-LET-NAPA

SAFELITE LOCAL PRICE (\$)
 PRICING TYPE SAFELITE
 COLUMBUS
 OH 43235
 (800) 868-3322

KEYSTONE INSURANCE
 1627 ARMY CT.
 STOCKTON
 CA 95206
 (800) 366-7528 (209) 948-1101

(800) 538-6272							
15	** 6806048	21.64	24	** DW01140GBN	219.86	11	** CH2512156 45.00
60	** 8255269	80.27				16	** CH1230202C 322.00
						19	** CH1240209PP 237.00
						63	** CH1104139 48.00

PERFORMANCE RADIATOR
 4822 LONGLEY LN.
 RENO
 NV 89502
 (877) 723-4286 (775) 826-1667

37 ** JP29EL 107.00

All manufacturers requirements regarding seat belt and supplemental restraint system replacement must be adhered to. If additional parts or operations are necessary to properly accomplish this, please contact the estimating claims rep.

Estimate Totals

		Units	Rate	Add'l Labor Amount	Sublet Amount	Totals		
I. Labor Subtotals							II. Part Replacement Summary	
Body		38.1	54.00	0.00	10.00	2,067.40	Taxable Parts	
Refinish		24.1	54.00	0.00	0.00	1,301.40	Sales Tax @ 7.600%	
Non-Taxable Labor						3,368.80	Total Replacement Parts Amount	
Labor Summary		62.2				3,368.80		
III. Additional Costs						Amount	IV. Adjustments	
Taxable Costs						503.50	Insurance Deductible	
Sales Tax @ 7.600%						38.27	Customer Responsibility	
Total Additional Costs						541.77		
Paint Material Method: Rates							I. Total Labor:	
Init Rate = 32.00							II. Total Replacement Parts:	
							III. Total Additional Costs:	
							Gross Total:	
							IV. Total Adjustments:	
							Net Total:	

ESTIMATE RECALL NUMBER: 12/08/2014 15:57:06 14-4857437-01

Mitchell Data Version: OEM: OCT_14_V

MAPP: OCT_14_V

Software Version: 7.1.169

Copyright (C) 1994 - 2014 Mitchell International
 All Rights Reserved

Page 3 of 5



STATE OF NEVADA
DEPARTMENT OF TOURISM & CULTURAL AFFAIRS
DIVISION OF MUSEUMS AND HISTORY
Nevada State Railroad Museums - CC

Brian Sandoval
Governor

Peter D. Barton
Administrator

Claudia Vecchio
Director

Report to the
Board of Museums and History
April 8, 2015

Vacant
Museum Director

I. Status of Private Funds Budget

Status of Private Funds Budget B/A #5037 CC					Status	
State Fiscal Year 2015					Year to Date	Percentage
	GL #	Approved Budget	Approved Changes	Total Budget	Actuals	Year to Date
Revenues:						
Balance Forw from Prior FY (restricted)	2511r	44,988		44,988	44,988	100.00%
Balance Forw from Prior FY (unrestricted)	2511	60,100		60,100	60,100	100.00%
Facilities Charge	3801	1,500		1,500	500	33.33%
Volunteer Registration Fees	3810	100		100	0	0.00%
Memberships	4008	0		0	0	0.00%
Photograph Sales	4010	0		0	0	0.00%
Merchandise Sales	4025	88,491		88,491	67,394	76.16%
Publication Sales	4027	0		0	0	0.00%
Gifts & Donations	4251	3,000		3,000	1,889	62.98%
Miscellaneous Revenue	4254	0		0	0	0.00%
Private Grants (Restricted)	4265	30,000		30,000	300	1.00%
Private Grants - Friends of the Railroad	4266	7,800		7,800	1,914	24.54%
Treasurer's Interest	4326	646		646	285	44.10%
Withdrawals from Trust	4454	0		0	0	0.00%
Total Revenue:		\$236,625	\$0	\$236,625	\$177,370	74.96%
Expenditures:						
	Category					
Administration	35	20,644		20,644	7,718	37.39%
Publications	36	0		0	0	0.00%
Exhibits	37	16,895		16,895	18	0.10%
Blank	41	0		0	0	0.00%
Docent	43	3,784		3,784	279	7.37%
Museum Store	45	100,528		100,528	63,896	63.56%
Special Projects (Restricted) CC	55	74,988		74,988	22,481	29.98%
Reserve	86	19,786		19,786	0	0.00%
Total Expenditures:		\$236,625	\$0	\$236,625	\$94,391	39.89%
Revenues Over (Under) Expenditures:		\$0	\$0	\$0	\$82,979	35.07%

Budget Status Narrative: Revenue and expenditures tracking as expected. Revenue and expenses reported through February 28, 2015.

Nevada State Railroad Museum CC
Report to the Board
April 8, 2015

II. Museum Store Sales

	<u>July</u>	<u>Aug</u>	<u>Sept</u>	<u>Oct</u>	<u>Nov</u>	<u>Dec</u>	<u>Jan</u>	<u>Feb</u>	<u>Mar</u>	<u>Apr</u>	<u>May</u>	<u>June</u>	<u>TOTAL</u>
FY 15	12,334	7,922	10,854	9,063	6,290	11,427	4,964	4,540					67,394
FY 14	12,859	8,294	5,165	10,815	4,882	7,444	4,522	3,258	6,234	6,705	8,033	13,003	91,213
FY 13	9,141	7,278	10,512	10,903	7,022	10,598	5,405	3,526	4,491	5,738	6,631	6,062	87,308
FY 12	12,314	7,233	8,504	7,435	4,162	8,337	2,936	2,506	4,030	4,490	8,016	6,136	76,098
FY 11	11,637	9,927	7,632	10,708	6,056	8,188	3,739	3,291	3,934	2,425	7,321	9,028	83,886
YTD	12,334	20,256	31,110	40,173	46,463	57,890	62,854	67,394	0	0	0	0	67,394
YTD Comparison	95.92%	95.76%	118.21%	108.19%	110.59%	117.05%	116.44%	117.74%	0.00%	0.00%	0.00%	0.00%	
Monthly Comparison	95.92%	95.51%	210.15%	83.80%	128.85%	153.52%	109.78%	139.35%	0.00%	0.00%	0.00%	0.00%	

Museum Store Sales Narrative: So far this quarter, store sales for SFY 2015 are slightly higher than the previous fiscal year, showing continued growth due to the additional day of service. Report is through October 31, 2014.

III. Museum Store Revenue and Expenditure Chart

Museum Store Revenue and Expenditure Chart

	<u>July</u>	<u>Aug</u>	<u>Sept</u>	<u>Oct</u>	<u>Nov</u>	<u>Dec</u>	<u>Jan</u>	<u>Feb</u>	<u>Mar</u>	<u>Apr</u>	<u>May</u>	<u>Jun</u>	<u>TOTAL</u>
Revenues													
Store Sales	12,334	7,922	10,854	9,063	6,290	11,427	4,964	4,540					67,394
Expenditures													
Merchandise	0	7,290	4,897	7,962	2,366	9,777	1,572	0					33,863
Personnel	1,297	5,215	3,770	3,574	3,772	3,897	5,405	3,833					30,763
Operating/Other	196	766	191	-102	199	177	220	522					2,169
Total													
Expenditures	1,493	13,271	8,858	11,434	6,337	13,851	7,197	4,355	0	0	0	0	66,795
Net Profit	10,841	-5,349	1,996	-2,371	-47	-2,424	-2,233	185	0	0	0	0	599

Museum Store Revenue and Expenditure Chart Narrative: For the year to date, the store is operating with an acceptable net profit margin; merchandise procurements were delayed due to the change in fiscal year's. Report is through February 28, 2015.

IV. Membership Figures

Memberships (new and renewals) chart comparison against three previous fiscal years.

Membership Categories	July	Aug	Sept	Oct	Nov	Dec	Jan	Feb	Mar	Apr	May	June	TOTAL
Regular	0	0	0	0	0	0	0	0	0	0	0	0	0
Student & Senior	0	0	0	0	0	0	0	0	0	0	0	0	0
Family	0	0	0	0	0	0	0	0	0	0	0	0	0
FY 15 Total													
FY 14	0	0	0	0	0	0	0	0	0	0	0	0	0
FY 13	0	0	0	0	0	0	0	0	0	0	0	0	0
FY 12	0	0	0	0	0	0	0	0	0	0	0	0	0
YTD	0												0
YTD Comparison													
Monthly Comparison													

Year-to-Date Comparison compares the cumulative year to date figures against the same time period in the previous year.
Monthly Comparison compares the current month of the current year against the same month in the previous year.

Membership Figures Narrative:

The Nevada State Railroad Museum does not have a membership program. People wishing to support the museum through membership join the *Friends of the Nevada State Railroad Museum*. This non-profit organization provides cash support for various museum projects and programs. As of this date, the current total of memberships stands at 582.

V. Museum Attendance Figures

Attendance chart comparison against four previous fiscal years.

	July	Aug	Sept	Oct	Nov	Dec	Jan	Feb	Mar	Apr	May	June	TOTAL
FY 15	3,441	2,433	1,581	1,614	1,254	1,481	1,010	897					13,711
FY 14	2,884	1,727	1,148	1,132	1,147	1,236	609	647	1,110	1,133	1,953	2,011	16,737
FY 13	1,975	1,745	1,482	1,182	830	1,240	426	685	906	1,014	1,434	1,605	14,524
FY 12	3,403	1,852	1,728	1,163	1,020	1,067	463	599	619	899	1,980	2,139	16,932
FY 11	2,615	2,071	1,694	1,869	793	1,260	701	676	783	431	1,780	1,960	16,633
YTD	3,441	5,874	7,455	9,069	10,323	11,804	12,814	13,711	0	0	0	0	13,711
YTD Comparison	119.31%	127.39%	129.45%	131.61%	128.43%	127.28%	129.66%	130.21%	0.00%	0.00%	0.00%	0.00%	
Monthly Comparison	119.31%	140.88%	137.72%	142.58%	109.33%	119.82%	165.85%	138.64%	0.00%	0.00%	0.00%	0.00%	

Year-to-Date Comparison compares the cumulative year to date figures against the same time period in the previous year.
Monthly Comparison compares the current month of the current year against the same month in the previous year.

Museum Attendance Figures Narrative:

Attendance for SFY 2015 has continued to exceed the previous fiscal year believed to be due in part by increased tourism activity, the NV Sesquicentennial, enhanced marketing of the museum through social media channels and a mild winter season. Report is through February 28, 2015.

VI. Attendance Receipts

	<u>July</u>	<u>Aug</u>	<u>Sept</u>	<u>Oct</u>	<u>Nov</u>	<u>Dec</u>	<u>Jan</u>	<u>Feb</u>	<u>Mar</u>	<u>Apr</u>	<u>May</u>	<u>June</u>	<u>TOTAL</u>
FY 15	12,568	8,106	7,562	5,911	2,624	6,112	3,660	3,405					49,947
FY 14	7,607	6,922	6,121	8,150	1,912	6,971	3,341	1,370	4,341	3,183	6,642	10,439	66,999
FY 13	9,923	3,511	8,511	5,228	3,026	3,486	1,627	2,577	2,851	4,339	5,864	6,309	45,079
FY 12	10,640	6,857	7,291	4,759	2,687	4,999	2,114	2,694	2,790	3,472	6,976	7,418	62,698
FY 11	8,029	6,586	4,202	4,966	2,536	2,543	2,140	1,016	0	0	4,354	6,352	42,724
YTD	12,568	20,673	28,235	34,146	36,770	42,882	46,542	49,947	0	0	0	0	49,947
YTD Comparison	165.22%	142.29%	136.74%	118.56%	119.73%	113.80%	113.45%	117.82%	0.00%	0.00%	0.00%	0.00%	
Monthly Comparison	165.22%	117.10%	123.55%	72.52%	137.25%	87.67%	109.55%	248.54%	0.00%	0.00%	0.00%	0.00%	
Year-to-Date Comparison compares the cumulative year to date figures against the same time period in the previous year.													
Monthly Comparison compares the current month of the current year against the same month in the previous year.													

Museum Attendance Receipts Narrative: Continued increases have been seen within the first half of FY15 due to increased tourism activity and Nevada Sesquicentennial interest. Report is through February 28, 2015.

VII. Train Ride Receipts

Train Ride receipts compared against four previous fiscal years.

	<u>July</u>	<u>Aug</u>	<u>Sept</u>	<u>Oct</u>	<u>Nov</u>	<u>Dec</u>	<u>Jan</u>	<u>Feb</u>	<u>Mar</u>	<u>Apr</u>	<u>May</u>	<u>June</u>	<u>TOTAL</u>
FY 15	10,086	807	6,760	1,856	1,329	9,039	-106	0					29,771
FY 14	9,754	0	0	994	1,362	6,718	0	0	0	0	5,215	617	24,660
FY 13	6,735	837	5,938	2,907	0	10,799	0	0	0	0	3,900	0	27,216
FY 12	9,669	2,891	5,694	1,626	0	17,652	0	0	0	152	8,944	7,706	54,335
FY 11	8,391	4,535	5,060	2,133	2,430	9,888	0	0	0	259	10,109	4,235	47,040
YTD	10,086	10,893	17,653	19,509	20,838	29,877	29,771	0	0	0	0	0	29,771
YTD Comparison	103.4%	111.7%	181.0%	181.5%	172.1%	158.7%	158.1%	0.0%	0.0%	0.0%	0.0%	0.0%	
Monthly Comparison	103.4%	#DIV/0!	#DIV/0!	186.8%	97.5%	134.5%	#DIV/0!	#DIV/0!	#DIV/0!	#DIV/0!	0.0%	0.0%	

Year-to-Date Comparison compares the cumulative year to date figures against the same time period in the previous year.
Monthly Comparison compares the current month of the current year against the same month in the previous year.

Train Ride Receipts Narrative: Continued gains in train ride revenue are due to increased rail operations within FY15. Note: There are no train operations until May, due to the slow winter/spring season. Report is through February 28, 2015.

VIII. Fundraising Activities:

- None this report.

IX. General Museum Activities

- NSRM's Facebook page has increased its "likes" 22.8 percent between November 1 and January 31. A large spike in "likes" occurred during the last week of January 2015, with several hundred "likes" recorded. Facebook continues to be a good tool for providing virtually free advertising to the museum and it allows us to connect with our fans and potential visitors.
- In November, the Glenbrook received its boiler tag and was fired up for the first time in 89 years. Thank you to Chris DeWitt, Rick Stiver, Mort Dolan, and to everyone else who is making the restoration of the Glenbrook possible.
- Over two weekends in December the museum hosted its annual Santa Train operations. The Friends of NSRM sold out of photos in the Interpretive Center and were busy selling tickets for a raffle. The Carson City Railroad Association featured model trains in the Wabuska Depot, as well. During the first weekend the Carson High School Brass Ensemble performed in the Interpretive Center. The Warren Engine Company #1 sold refreshments to our visitors and Grandma Hattie's supplied food to our train crews. The vast majority of visitors enjoyed their experiences during the weekend and we received many positive comments from Santa Train riders on Facebook. Total ridership for both weekends was 3,056.
- NSRM joined the Association of Tourist Railroads & Railway Museums. The ATRRM fosters the development and operation of railroad preservation efforts through education, research, and the free exchange of information among members. The museum is excited to participate as a member of the ATRRM and looks forward to working with other museums associated with the organization.
- Museum Attendant Pam West resigned on December 31 and moved back to California.
- On January 23 approximately 100 members of the Railroad Passenger Car Alliance visited the museum. They toured the annex and shop with Wendell and Adam to learn about the museum's recent restoration projects, including the Glenbrook and the McKeen Car.
- NSRM Carson City reported zero work-related injuries or illnesses in 2014. This is a remarkable feat, since the railroad museum is filled with potential hazards, an active restoration shop, and operates trains throughout the year.
- In February a Nevada Division of Forestry Conservation Crew visited the museum to clean up brush and weeds from the collections compound and the ditch behind the museum. They also removed mulberry and sagebrush from the fire road behind the restoration shop. Over two tons of brush and weeds were removed during the process.

Mission Statement

The Nevada State Railroad Museum is a cultural resource dedicated to educating the broadest possible audience about the contributions of railroads and railroading to the development of Nevada.

This mission is realized through the collection, preservation and interpretation of significant locomotives, rolling stock, artifacts, photographs, documents and ephemera directly relating to railroads and railroading in Nevada.

Current Operations

As of July 1, 2013 the museum expanded to operating for the public five days per week; Thursday through Monday, 9:00a.m.to 4:30p.m.



STATE OF NEVADA
DEPARTMENT OF TOURISM & CULTURAL AFFAIRS
Division of Museums & History
NEVADA STATE RAILROAD MUSEUM

Relates to Agenda Item
7E3a

Brian Sandoval
Governor

Claudia Vecchio
Director

2180 South Carson Street
Carson City, Nevada 89701
(775) 687-6953 Fax (775) 687-8294

Peter D. Barton
Administrator

Greg Corbin
Museum Director

March 22, 2015


Authorization is requested to de-accession item RM-5359-G-001 from the Nevada State Railroad Museum's collection.

The item is a brass lamp with affixed tag reading: "Property of Pullman Silver Palace Car Co."


This is a modern "old time" lamp, wholly inauthentic and inappropriate for our collection, and occupying valuable space. Note: there was no "Pullman Silver Palace Car Co." The lamp will be sent to the Boulder City branch of the museum for office decoration only. It is expected that the lamp will be remade for electric operation.

Approved by

Date


Curator

22 March 2015


Museum Director

3/23/15


Administrator, Division of Museums & History

3/25/15

Chair, Board of Museums & History





Relates to Agenda Item
7E4

STATE OF NEVADA
DEPARTMENT OF TOURISM & CULTURAL AFFAIRS
 Division of Museums and History
 Nevada State Railroad Museum/Boulder City

Brian Sandoval
Governor

Peter Barton
Administrator

Claudia Vecchio
Director

Report to the
Board of Museums and History

April 8, 2015

I. Status of Private Funds Budget

Status of Private Funds Budget B/A #5037 BC State Fiscal Year 2015	Status					
		Approved	Approved	Total	Year to Date	Percentage
	GL #	Budget	Changes	Budget	Actuals	Year to Date
Revenues:						
Balance Forw from Prior FY (Unrestricted)	2511	4,000		4,000	4,000	100.00%
Balance Forw from Prior FY (Restricted)	2511r	1,833		1,833	1,833	100.00%
Facilities Charges	3801	1,500		1,500	0	0.00%
Merchandise Sales	4025	42,520		42,520	28,719	67.54%
Gifts & Donations	4251	1,993		1,993	553	27.74%
Restr Special Projects	4265	2,000		2,000	0	0.00%
Friends of NSRMBC	4266	5,200		5,200	0	0.00%
Total Revenue:		\$59,046	\$0	\$59,046	\$35,104	59.45%
Expenditures:	Category					
Boulder City Railroad	52	55,213		55,213	23,749	43.01%
Boulder City Railroad Restricted	55	3,833		3,833	0	0.00%
Total Expenditures:		\$59,046	\$0	\$59,046	\$23,749	40.22%

Budget Status Narrative: Since the last report to the Board there have been the normal expenditures charged to the private budget, which includes store merchandise. The figures noted above covers the period through February 28, 2015.

II. Museum Store Sales N/A

Store sales chart comparison against four previous fiscal years.

	<u>July</u>	<u>Aug</u>	<u>Sept</u>	<u>Oct</u>	<u>Nov</u>	<u>Dec</u>	<u>Jan</u>	<u>Feb</u>	<u>Mar</u>	<u>Apr</u>	<u>May</u>	<u>June</u>	<u>TOTAL</u>
FY 15	2,606	2,999	2,706	3,839	2,909	10,160	0	3,194					28,414
FY 14	2,973	3,370	3,356	3,559	3,083	8,219	515	3,158	3,663	4,281	3,354	3,218	42,749
FY 13	3,558	4,112	3,609	3,441	3,955	8,489	41	3,485	5,116	3,652	3,045	2,666	45,169
FY 12	5,412	4,017	3,446	4,259	3,992	5,743	0	3,518	3,972	4,228	3,740	3,648	45,975
FY 11	3,535	3,876	3,487	4,461	3,657	6,666	0	3,485	5,756	5,292	4,540	3,829	48,584
YTD	2,606	5,605	8,311	12,151	15,060	25,220	0	28,414	0	0	0	0	28,414
YTD Comparison	87.7%	88.4%	85.7%	91.6%	92.2%	102.7%	0.0%	100.6%	0.0%	0.0%	0.0%	0.0%	
Monthly Comparison	87.7%	89.0%	80.6%	107.9%	94.4%	123.6%	0.0%	101.1%	0.0%	0.0%	0.0%	0.0%	

Year-to-Date Comparison compares the cumulative year to date figures against the same time period in the previous year.

Monthly Comparison compares the current month of the current year against the same month in the previous year.

Museum Store Sales Narrative: The Boulder City facility continues to operate an established museum store during a two-day-a-week schedule, coinciding with the operation of our train rides each Saturday and Sunday. No train operations during the month of January. Store sales are reported through February 28, 2015.

III. Museum Revenue and Expenditure Chart

Museum Store Revenue and Expenditure Chart

	<u>Jul</u>	<u>Aug</u>	<u>Sep</u>	<u>Oct</u>	<u>Nov</u>	<u>Dec</u>	<u>Jan</u>	<u>Feb</u>	<u>Mar</u>	<u>Apr</u>	<u>May</u>	<u>Jun</u>	<u>TOTAL</u>
Revenues													
Store Sales	2,606	2,999	2,706	3,839	2,909	10,160	0	3,194					28,414
Expenditures													
Merchandise	0	1,536	1,809	2,434	1,636	6,113	225	0					13,752
Personnel	696	696	410	749	696	1,364	268	709					5,588
Operating/Other	33	26	36	390	37	41	152						715
Total Expenditures	729	2,257	2,255	3,573	2,369	7,518	645	709	0	0	0	0	20,055
Net Profit	1,878	741	451	266	540	2,642	-645	2,485	0	0	0	0	8,358

Museum Store Revenue and Expenditure Narrative: The store is presently showing a modest gross profit. This report covers store/sales activity through February 28, 2015

IV. Membership Figures

Memberships (new and renewals) chart comparison against three previous fiscal years.

Membership Categories	July	Aug	Sept	Oct	Nov	Dec	Jan	Feb	Mar	Apr	May	June	TOTAL
Individual	0	0	0	0	0	0	0	0	0	0	0	0	0
Family	0	0	0	0	0	0	0	0	0	0	0	0	0
Sustaining	0	0	0	0	0	0	0	0	0	0	0	0	0
Contributing	0	0	0	0	0	0	0	0	0	0	0	0	0
Patron	0	0	0	0	0	0	0	0	0	0	0	0	0
Benefactor	0	0	0	0	0	0	0	0	0	0	0	0	0
Senior	0	0	0	0	0	0	0	0	0	0	0	0	0
FY 15	0	0	0	0	0	0	0	0	0	0	0	0	0
FY 14	0	0	0	0	0	0	0	0	0	0	0	0	0
FY 13	0	0	0	0	0	0	0	0	0	0	0	0	0
FY 12	0	0	0	0	0	0	0	0	0	0	0	0	0
YTD	0												0

YTD
Comparison

#DIV/0!

#DIV/0!

Monthly
Comparison

#DIV/0!

Year-to-Date Comparison compares the cumulative year to date figures against the same time period in the previous year.

Monthly Comparison compares the current month of the current year against the same month in the previous year.

Museum Membership Narrative: The NSRM/BC has no an active membership program. Individuals wanting to support the museum do so by joining/supporting the *Friends of the Nevada Southern Railway*. As of this report, the *Friends* membership stands at 443 memberships (Individual, Senior & Family level).

V. Museum Attendance Figures (Train Ridership Only)

Attendance chart comparison against four previous fiscal years.

	July	Aug	Sept	Oct	Nov	Dec	Jan	Feb	Mar	Apr	May	June	TOTAL
FY 15	1,372	1,731	1,338	2,429	2,172	12,151	0	1,993					23,186
FY 14	1,437	1,525	1,739	2,672	3,623	9,551	0	1,552	2,320	1,728	1,804	1,346	29,297
FY 13	1,519	1,318	1,705	2,728	1,323	11,407	0	1,604	2,998	12,085	2,100	1,735	40,522
FY 12	2,130	1,521	1,542	2,944	1,574	9,459	0	1,930	3,210	11,311	2,754	1,415	39,790
FY 11	1,348	1,306	2,308	2,693	1,428	9,330	124	1,432	3,458	3,463	3,227	1,697	31,814
YTD	1,372	3,103	4,441	6,870	9,042	21,193	0	23,186	0	0	0	0	23,186
YTD Comparison	95.5%	104.8%	94.5%	93.2%	82.2%	103.1%	0.0%	104.9%	0.0%	0.0%	0.0%	0.0%	
Monthly Comparison	95.5%	113.5%	76.9%	90.9%	60.0%	127.2%	#DIV/0!	128.4%	0.0%	0.0%	0.0%	0.0%	

Year-to-Date Comparison compares the cumulative year to date figures against the same time period in the previous year.

Monthly Comparison compares the current month of the current year against the same month in the previous year.

Museum Attendance Figures Narrative:

Attendance (train riders) in SFY 2014 were fewer than the previous year; reflecting the importance of continued special train events to draw riders. Please note that attendance (train riders) is less in November of FY15 due to advance ticket sales of Santa Train no longer being reflected in the train ridership numbers. This report covers the period through February 28, 2015.

VI. Attendance Traffic (Display Pavilion Only)

Current attendance traffic compared against three previous fiscal years.

	<u>July</u>	<u>Aug</u>	<u>Sept</u>	<u>Oct</u>	<u>Nov</u>	<u>Dec</u>	<u>Jan</u>	<u>Feb</u>	<u>Mar</u>	<u>Apr</u>	<u>May</u>	<u>June</u>	<u>TOTAL</u>
FY 15	150	419	230	169	316	244	272	267					2,067
FY 14	235	234	366	350	300	175	255	241	230	207	246	255	3,094
FY 13	493	306	423	344	400	250	155	160	423	105	272	275	3,606
FY 12	0	0	0	0	172	243	278	231	464	271	236	488	2,383
YTD	150	569	799	968	1,284	1,528	1,800	2,067	0	0	0	0	2,067
YTD Comparison	63.8%	121.3%	95.7%	81.7%	86.5%	92.0%	94.0%	95.9%	0.0%	0.0%	0.0%	0.0%	
Monthly Comparison	63.8%	179.1%	62.8%	48.3%	105.3%	139.4%	106.7%	110.8%	0.0%	0.0%	0.0%	0.0%	

Year-to-Date Comparison compares the cumulative year to date figures against the same time period in the previous year.

Monthly Comparison compares the current month of the current year against the same month in the previous year.

Museum Attendance Receipts Narrative:

The Boulder City facility does not charge an admission fee other than train ride fares at this time. The NSRM/BC tracks non-paying visitors passing through our open-air display pavilion Monday through Friday only (or as staffing allows).

VII. Train Ride Receipts

Train Ride receipts compared against four previous fiscal years.

	<u>July</u>	<u>Aug</u>	<u>Sept</u>	<u>Oct</u>	<u>Nov</u>	<u>Dec</u>	<u>Jan</u>	<u>Feb</u>	<u>Mar</u>	<u>Apr</u>	<u>May</u>	<u>June</u>	<u>TOTAL</u>
FY 15	7,833	9,051	9,834	18,476	20,909	55,582		13,469					135,155
FY 14	8,595	9,248	12,259	18,082	23,421	46,148	0	9,824	13,050	16,432	10,931	10,351	178,341
FY 13	11,567	10,165	11,956	17,276	12,933	60,069	1,750	10,812	21,567	16,104	13,978	9,868	198,045
FY 12	14,672	10,770	10,534	18,333	12,210	47,535	0	11,950	18,761	15,742	17,949	9,979	188,435
FY 11	10,949	10,811	17,086	19,096	10,214	39,831	858	9,724	23,705	23,761	18,710	12,215	196,960
YTD	7,833	16,884	26,718	45,195	66,104	121,686	0	135,155	0	0	0	0	135,155
YTD Comparison	91.1%	94.6%	88.8%	93.8%	92.3%	103.3%	0.0%	105.9%	0.0%	0.0%	0.0%	0.0%	
Monthly Comparison	91.1%	97.9%	80.2%	102.2%	89.3%	120.4%	#DIV/0!	137.1%	0.0%	0.0%	0.0%	0.0%	

Year-to-Date Comparison compares the cumulative year to date figures against the same time period in the previous year.

Train Ride Receipts Narrative: Revenue was down in SFY 2014 reflecting the lack of major special train events. This report is through February 28, 2015.

VIII. Fundraising Activities N/A

IX. General Museum Activities

- During this report period (November, December, January & February), the NSRM-BC accommodated two school runs, including a Title 1 school group, for a total participation of 105 students and teachers. In addition, we accommodated two Engineer-4-an-Hour participants, one group run and had one TV show filming for Getaway, an Australian travel show that featured a tour of the museum and the Australian musical group Human Nature.
- With the support of the museum's Friends, the dining car is getting closer to having a working kitchen that will add a great benefit for potential event rentals. This fall the Friends restored both the refrigeration and water system in the dining car. .
- This November we were able to automate ticket sales for the museum's annual Santa Train event with Vendini. This transition to online sales went seamlessly; we sold almost 8,000 tickets online, without any issues. And, virtually eliminated all the mail order and phone ticket purchases that we had provided in previous years. Visitors were very excited to be able to purchase the tickets online and from the ticket volume we will continue to offer this to guests for the 2015 Santa Train event. Additionally, we would like to roll this online ticketing system out to be able to schedule & purchase Engineer-4-an-Hour's, school runs and group runs.
- In December, the museum again hosted the annual Santa Train event. This year it grew even larger with the addition of the night trains and online ticketing. We had over 11,500 riders and many trains were filled to capacity. Many of the riders were 1st time visitors to the museum.
- January is our annual maintenance month and in addition to the locomotive maintenance, a large restoration project on the dining car began. The wheelsets for the dining car had become too worn and they were replaced with wheelsets taken from the club car 6100 that was in the museum's upper yard. The wheelsets from the 6100 underwent an arduous restoration process in the museum shop that took almost a month to complete. The dining car is scheduled to be back in service in March.
- January we began our community outreach programs. In addition to our outreach for school trips (which is shaping up to be a busy spring season), we have reached out to the Boy Scouts, Eagle Scouts and Girl Scouts. This spring we will be participating in the Boy Scout Expo and hosting a Railroad Merit Badge class. Additionally, we have reached out to the Girl Scouts and are working with the council to have the railroad museum included as part of state history badge. We have already seen the effects of working with the Scouts as we have seen an increase of troop visits at the museum.
- In February, we started a new program for some of our youngest riders. We are now doing a monthly Story Time and Crafts on the train. We have done it in the past during Halloween and it was so popular that we decided to roll it out monthly. This program is being underwritten by the museum's Friends organization. We have seen a spike in ridership on the days that we offer story time as we promote it on our Facebook page.
- On February 26th the museum hosted its annual Volunteer Appreciation Dinner. In 2014, 70 volunteers gave over 19,000 hours to the museum. With quite a few donating over 500 hours and even 1,000 hours annually. We couldn't run the museum without them.
- Although the construction has not yet begun on the US 93/I-11 Hwy Railroad Bridge, we have been meeting with various members of the Boulder City & City of Henderson's Economic Development teams. These meetings have been focusing on the potential opportunities this bridge can bring to both communities and the museum.

Mission Statement

The Nevada State Railroad Museum, Boulder City will interpret, through a working excursion railroad, exhibitions and public programs, the story of railroads and the importance of transportation systems to the development of southern Nevada since 1900, with a special focus on the construction of Hoover Dam. The Museum will acquire and preserve artifacts of railroad history ranging from paper documents to rolling stock, on exhibit or used actively for visitor enjoyment and education.

Current Operations

The Nevada State Railroad Museum, Boulder City offers public train excursions on Saturdays and Sundays throughout the year except in January. The display pavilion is open additional days (Monday through Friday) when staffing permits.



STATE OF NEVADA

Relates to Agenda Item
7E5**DEPARTMENT OF TOURISM & CULTURAL AFFAIRS**Division of Museums and History
East Ely Railroad Depot MuseumBrian Sandoval
GovernorPeter Barton
AdministratorClaudia Vecchio
DirectorReport to the
Board of Museums and History
April 8, 2015Sean Pitts
Museum Director**I. Status of Private Funds Budget**Status of Private Funds Budget B/A #5037 EE
State Fiscal Year 2015

					Status	
	GL #	Approved Budget	Approved Changes	Total Budget	Year to Date Actuals	Percentage Year to Date
Revenues:						
Balance Forward from Prior Fiscal Year	2511	17,900		17,900	17,900	100.00%
Facilities Charges	3801	500		500	1,300	260.00%
Gifts & Donations	4251	60		60	152	252.50%
Total Revenue:		\$18,460	\$0	\$18,460	\$19,352	104.83%
Expenditures:						
	Category					
East Ely Railroad Museum	51	18,460		18,460	1,240	6.72%
Total Expenditures:		\$18,460	\$0	\$18,460	\$1,240	6.72%
Revenues Over (Under) Expenditures:		\$0	\$0	\$0	\$18,112	98.11%

Budget Status Narrative: Our cooperative agreement has been signed with the White Pine Historical Railroad Foundation. We are assisting with a simplified ticket and directional signage. Payment for SFY 2014 revenue/admission share has been received and posted.

II. Museum Store Sales

N/A

Store sales chart comparison against two previous fiscal years.

	July	Aug	Sept	Oct	Nov	Dec	Jan	Feb	Mar	Apr	May	June	TOTAL
FY 13	0	0	0	0	0	0	0	0	0	0	0	0	0
FY 12	0	0	0	0	0	0	0	0	0	0	0	0	0
FY 11	0	0	0	0	0	0	0	0	0	0	0	0	0
YTD	0												0
YTD Comparison	#DIV/0!												#DIV/0!
Monthly Comparison	#DIV/0!												

Year-to-Date Comparison compares the cumulative year to date figures against the same time period in the previous year.
Monthly Comparison compares the current month of the current year against the same month in the previous year.

Museum Store Sales Narrative: The museum does not presently operate an independent museum store.

III. Museum Revenue and Expenditure Chart N/A

Museum Store Revenue and Expenditure Chart

	<u>July</u>	<u>Aug</u>	<u>Sept</u>	<u>Oct</u>	<u>Nov</u>	<u>Dec</u>	<u>Jan</u>	<u>Feb</u>	<u>Mar</u>	<u>Apr</u>	<u>May</u>	<u>June</u>	<u>TOTAL</u>
Revenues													
Store Sales	0	0	0	0	0	0	0	0	0	0	0	0	0
Expenditures													
Merchandise	0	0	0	0	0	0	0	0	0	0	0	0	0
Personnel	0	0	0	0	0	0	0	0	0	0	0	0	0
Operating/Other	0	0	0	0	0	0	0	0	0	0	0	0	0
Total Expenditures	0	0	0	0	0	0	0	0	0	0	0	0	0
Net Profit	0	0	0	0	0	0	0	0	0	0	0	0	0

Museum Store Revenue and Expenditure Narrative: N/A

IV. Membership Figures

Memberships (new and renewals) chart comparison against three previous fiscal years.

<u>Membership Categories</u>	<u>July</u>	<u>Aug</u>	<u>Sept</u>	<u>Oct</u>	<u>Nov</u>	<u>Dec</u>	<u>Jan</u>	<u>Feb</u>	<u>Mar</u>	<u>Apr</u>	<u>May</u>	<u>Jun</u>	<u>TOTAL</u>
Regular	0	0	0	0	0	0	0	0	0	0	0	0	0
Student & Senior	0	0	0	0	0	0	0	0	0	0	0	0	0
Family	0	0	0	0	0	0	0	0	0	0	0	0	0
FY 15 Total	0	0	0	0	0	0	0	0	0	0	0	0	0
FY 14	0	0	0	0	0	0	0	0	0	0	0	0	0
FY 13	0	0	0	0	0	0	0	0	0	0	0	0	0
FY 12	0	0	0	0	0	0	0	0	0	0	0	0	0
YTD	0												0
YTD Comparison	0.0%	0.0%	0.0%	0.0%	0.0%	0.0%	0.0%	0.0%	0.0%	0.0%	0.0%	0.0%	#DIV/0!
Monthly Comparison	0.0%	0.0%	0.0%	0.0%	0.0%	0.0%	0.0%	0.0%	0.0%	0.0%	0.0%	0.0%	

Year-to-Date Comparison compares the cumulative year to date figures against the same time period in the previous year.
Monthly Comparison compares the current month of the current year against the same month in the previous year.

Membership Figures Narrative:
N/A

V. Museum Attendance Figures

	<u>July</u>	<u>Aug</u>	<u>Sept</u>	<u>Oct</u>	<u>Nov</u>	<u>Dec</u>	<u>Jan</u>	<u>Feb</u>	<u>Mar</u>	<u>Apr</u>	<u>May</u>	<u>June</u>	<u>TOTAL</u>
FY 15	404	316	324	260	82	70	39	95					1,590
FY 14	50	51	67	85	33	30	39	56	67	110	262	719	1,569
FY 13	122	138	80	48	23	9	10	19	60	64	85	74	732
FY 12	40	32	43	33	8	51	32	6	5	34	67	60	411
FY 11	45	79	128	75	7	9	13	25	19	22	39	24	485
YTD	404	720	1,044	1,304	1,386	1,456	1,495	1,590	0	0	0	0	1,590
YTD Comparison	808.0%	712.9%	621.4%	515.4%	484.6%	460.8%	421.1%	386.9%	0.0%	0.0%	0.0%	0.0%	
Monthly Comparison	808.0%	619.6%	483.6%	305.9%	248.5%	233.3%	100.0%	169.6%	0.0%	0.0%	0.0%	0.0%	

Museum Attendance Figures Narrative:

The joint ticketing agreement partnership with the White Pine Historical Railroad Foundation is more than double last year's visitation. The pay at point-of-first-contact is popular with our visitors. We are currently owed \$3500 for the first 700 visitors and \$2.00 for each additional visitor until June 30th. That puts are admission revenue well over \$5,000 to date and matching last year's visitation with four more months left in this fiscal year.

There remain visitors who visit the Museum and utilize our facility that are not counted as ticketed visitors such as those who attend an event in our Freight Building. We track those, but do not include them in the above figure.

VI. Attendance Receipts

Current attendance receipts compared against four previous fiscal years.

	<u>July</u>	<u>Aug</u>	<u>Sept</u>	<u>Oct</u>	<u>Nov</u>	<u>Dec</u>	<u>Jan</u>	<u>Feb</u>	<u>Mar</u>	<u>Apr</u>	<u>May</u>	<u>June</u>	<u>TOTAL</u>
FY 15													0
FY 14													0
FY 13	325	472	389	253	66	33	30	60	199	78	400	351	2,656
FY 12	128	147	173	176	60	45	41	30	55	135	290	426	1,706
FY 11	197	149	326	261	53	14	53	55	115	56	89	90	1,458
YTD	0	0	0	0	0	0	0	0	0	0	0	0	0
YTD Comparison	N/A	N/A	N/A	N/A	N/A	N/A	N/A	N/A	N/A	N/A	N/A	N/A	
Monthly Comparison	N/A	N/A	N/A	N/A	N/A	N/A	N/A	N/A	N/A	N/A	N/A	N/A	

Year-to-Date Comparison compares the cumulative year to date figures against the same time period in the previous year.

Monthly Comparison compares the current month of the current year against the same month in the previous year.

Museum Attendance Receipts Narrative:

Admission revenue will be paid to the State by the White Pine Historical Railroad Foundation based upon a revenue-share formula in the revenue share contract initiated as of July 1, 2013. Monthly data is no longer applicable to this budget account.

VII. Fundraising Activities

No Action in this area.

VIII. General Museum Activities

- We were pleased to host Lt. Governor Mark Hutchison and his staff at the Museum in February. He was engaged and supportive of our efforts and complementary of our programming. His staff scheduled a 30 minute tour but he continued to extend the time to over two hours. We showed them the State's operation then were asked to guide them through the Foundation's buildings. They were appreciative and enjoyed the portion of the afternoon they spent with us.
- The Freight Building is booking rapidly for next season. So far we are the venue for over half a dozen weddings, a car club, the Rotary and Lions Club and two school events. We are becoming a victim of our own success with ever increasing rentals. We are formalizing the agreement with renters better protect the Museum.
- As mentioned above, the agreement with the White Pine Historical Railroad Foundation is yielding increased visitation. More importantly, it is providing a far better experience for those who visit. There are less donations dropped in the box, but it is at the end of the year we will have increased revenue.
- The continued battle between the White Pine Historical Railroad Foundation and the Ely City Council is hopefully reaching resolution. We have no dog in this fight and fly above the fray.

Mission Statement

The Nevada State Railroad Museum-Ely exists to collect, preserve, study, and interpret the rich industrial heritage of eastern Nevada including mining, smelting, railroading and the contributions that industry made to the development of the State. The Museum utilizes artifacts, photographs, documents, interpretive exhibits, and archives to fulfill its mission to put visitors in contact with their history in order to understand their heritage.

Current Operations

As of November 25th, 2013 the museum is open seven days per week. The hiring of an additional part-time (.51FTE) museum attendant makes extended hours possible.



Brian Sandoval
Governor

Claudia Vecchio
Director

STATE OF NEVADA
DEPARTMENT OF TOURISM & CULTURAL AFFAIRS
Division of Museums and History
Lost City Museum

Peter Barton
Administrator

Jerrie Clarke
Museum Director

Report to the
Board of Museums and History
April 8, 2015

I. Status of Private Funds Budget

Status of Private Funds Budget B/A #5038					Status	
State Fiscal Year 2015		Approved	Approved	Total	Year to Date	Percentage
	GL #	Budget	Changes	Budget	Actuals	Year to Date
Revenues:						
Balance Forw from Prior FY	2511	27,495		27,495	27,495	100.00%
Charges for Services	3871			0		0.00%
Memberships	4008	3,330		3,330	1,440	43.24%
Photograph Sales	4010			0		0.00%
Merchandise Sales	4025	94,509		94,509	51,598	54.60%
Book & Pamphlet Sales	4052					0.00%
Gifts & Donations	4251	1,490		1,490	1,127	75.63%
Treasurer's Interest	4326	66		66	43	64.58%
Investment Income	4328			0		0.00%
Private Grants	4265	500		500		0.00%
Outside Bank Account	4454					0.00%
Total Revenue:		\$127,390	\$0	\$127,390	\$81,703	64.14%
Expenditures:						
	Category					
Administration	35	7,063		7,063	2,296	32.51%
Buildings & Grounds	37	4,165		4,165	1,300	31.22%
Docent	39	613		613	242	39.46%
Museum Store	41	96,164		96,164	48,788	50.73%
Special Projects	42	3,585		3,585	3,060	85.35%
Special Projects (Restricted)	55	3,495		3,495	0	0.00%
Reserve	86	12,305		12,305	0	0.00%
Total Expenditures:		\$127,390	\$0	\$127,390	\$55,686	43.71%
Revenues Over (Under) Expenditures:		\$0	\$0	\$0	\$26,017	20.42%

Budget Status Narrative:

The above figures reflect activity through February 28, 2015 and reveal a typical revenue/expense pattern for this point in the fiscal year.

II. Museum Store Sales

Store sales chart comparison against four previous fiscal years.													
	<u>July</u>	<u>Aug</u>	<u>Sept</u>	<u>Oct</u>	<u>Nov</u>	<u>Dec</u>	<u>Jan</u>	<u>Feb</u>	<u>Mar</u>	<u>Apr</u>	<u>May</u>	<u>June</u>	<u>TOTAL</u>
FY 15	2,659	4,847	6,008	8,569	8,071	8,055	6,393	8,279	0	0	0	0	52,880
FY 14	4,570	4,408	7,204	11,181	7,925	5,894	7,748	6,600	11,151	8,269	5,433	5,420	85,803
FY 13	5,648	2,884	4,750	4,950	6,011	5,383	3,105	4,962	7,941	7,576	5,179	2,605	60,993
FY 12	3,642	3,043	4,221	3,717	3,295	5,083	2,719	3,433	5,107	4,855	5,001	3,465	47,581
FY 11	3,739	3,103	4,056	6,347	6,352	4,600	3,540	4,645	6,605	7,311	4,715	4,469	59,482
YTD	2,659	7,506	13,514	22,083	30,154	38,208	44,601	52,880	0	0	0	0	85,803
YTD Comparison	58.19%	83.60%	83.51%	80.70%	85.45%	92.78%	91.15%	95.23%	0.00%	0.00%	0.00%	0.00%	
Monthly Comparison	58.19%	109.95%	83.40%	76.64%	101.84%	136.66%	82.51%	125.43%	0.00%	0.00%	0.00%	0.00%	
Year-to-Date Comparison compares the cumulative year to date figures against the same time period in the previous year.													
Monthly Comparison compares the current month of the current year against the same month in the previous year.													

Museum Store Sales Narrative: Sales seemed slower this year than last year perhaps because the 2 free days last July and the Lake Mead closure the previous October created higher sales in the store. We also began FY15 with a low inventory. The inventory is built up again and visitors seem very pleased with what we have. The penny press arrived and is very popular with children and adults. It averages an income of around \$55 a month. Local festivals were held in Moapa Valley the last weekend in October and the first weekend in November. LCM docents talked about the museum at their table and sold NV150 items, grossing over \$300.

III. Museum Revenue and Expenditure Chart

Museum Store Profit and Loss Chart													
Revenues	<u>July</u>	<u>Aug</u>	<u>Sept</u>	<u>Oct</u>	<u>Nov</u>	<u>Dec</u>	<u>Jan</u>	<u>Feb</u>	<u>Mar</u>	<u>Apr</u>	<u>May</u>	<u>June</u>	<u>TOTAL</u>
Store Sales	2,659	4,847	6,008	8,569	8,071	8,055	6,393	8,279					52,880
Expenditures													
Merchandise	0	11,636	3,147	5,936	3,032	2,054	2,476	2,317					30,598
Personnel	3	1,891	1,842	1,791		5,424	1,776	2,686					15,413
Operating/Other	99	357	108	4,280	175	190	144	151					5,503
Total Expenditures	102	13,884	5,097	12,007	3,207	7,667	4,396	5,154	0	0	0	0	51,515
Net Profit	2,557	-9,038	911	-3,438	4,864	387	1,997	3,125	0	0	0	0	1,366

Museum Store Revenue and Expenditure Narrative:

Because it was well into July before we began to order, invoices weren't paid until August. Sales started out slower than last year but seem to be increasing and we expect a net profit at least comparable to last year. As we approach the last quarter of the fiscal year, store staff is focusing in their ordering on items that sell well.

IV. Membership Figures

Memberships (new and renewals) chart comparison against four previous fiscal years.													
Membership Categories	July	Aug	Sept	Oct	Nov	Dec	Jan	Feb	Mar	Apr	May	June	TOTAL
Individual	1	2	1	2	1								7
Family	2	1		1	2								6
Sustaining			1	1	1		1						4
Contributing													0
Patron													0
Benefactor													0
Senior	7	7	5	2	4	3	5						33
FY 15	10	10	7	6	8	3	6	0	0	0	0	0	50
FY 14	12	7	7	5	9	3	9	4	7	8	7	4	82
FY 13	13	6	3	5	4	9	11	6	4	8	7	3	79
FY 12	4	5	0	4	6	9	6	3	7	6	7	0	57
FY 11	11	1	2	5	3	11	12	14	3	6	6	7	81
YTD	10	20	27	33	41	44	50	0	0	0	0	0	50
YTD Comparison	83.33%	105.26%	103.85%	106.45%	102.50%	102.33%	96.15%	0.00%	0.00%	0.00%	0.00%	0.00%	
Monthly Comparison	83.33%	142.86%	100.00%	120.00%	88.89%	100.00%	66.67%	0.00%	0.00%	0.00%	0.00%	0.00%	

Year-to-Date Comparison compares the cumulative year to date figures against the same time period in the previous year.

Membership Figures Narrative: New memberships and renewals seem to be stable.

V. Museum Attendance Figures

Attendance chart comparison against four previous fiscal years.

	July	Aug	Sept	Oct	Nov	Dec	Jan	Feb	Mar	Apr	May	June	TOTAL
FY 15	738	872	785	1,368	1,348	837	1,026	1,195	0	0	0	0	8,169
FY 14	930	763	1,321	1,331	1,504	1,111	1,137	1,225	1,670	1,576	1,122	770	14,460
FY 13	634	532	861	720	728	782	563	724	1,265	1,027	702	479	9,017
FY 12	721	504	799	899	763	724	631	904	1,008	1,246	1,476	606	10,281
FY 11	707	603	660	1,209	1,054	628	737	898	1,088	1,393	913	679	10,569
YTD	738	1,610	2,395	3,763	5,111	5,948	6,974	8,169	0	0	0	0	8,169
YTD Comparison	79.35%	95.10%	79.46%	86.61%	87.38%	85.46%	86.13%	87.63%	0.00%	0.00%	0.00%	0.00%	
Monthly Comparison	79.35%	114.29%	59.42%	102.78%	89.63%	75.34%	90.24%	97.55%	0.00%	0.00%	0.00%	0.00%	

Year-to-Date Comparison compares the cumulative year to date figures against the same time period in the previous year.

Monthly Comparison compares the current month of the current year against the same month in the previous year.

Museum Attendance Figures Narrative: One reason for lower numbers in September FY15 is that school groups started coming later in the year than in FY14. The higher numbers in July FY14 are largely due to the two free "Rediscover Museums" days. It seems overall numbers are nonetheless down a little; mostly fewer children. The Moapa Valley Revitalization Project (as you will read in the report below) has had some success in their efforts to bring more tourists into the Valley. This should show some increase in visits to LCM.

VI. Attendance Receipts

Current attendance receipts compared against four previous fiscal years.

	July	Aug	Sept	Oct	Nov	Dec	Jan	Feb	Mar	Apr	May	June	TOTAL
FY 15	2,220	3,005	3,614	4,296	4,349	4,725	3,929	4,771					30,908
FY 14	2,119	2,969	4,114	5,828	5,128	2,427	6,022	5,264	6,683	6,376	5,061	3,150	55,140
FY 13	2,275	2,055	2,620	2,710	1,520	1,960	2,210	2,915	4,875	4,010	2,977	1,800	31,927
FY 12	2,475	1,950	2,785	3,805	3,615	2,280	2,685	3,471	4,445	4,175	2,865	2,114	36,665
FY 11	2,580	2,444	3,160	4,295	3,305	1,910	2,975	3,735	4,245	4,919	3,630	2,035	39,233
YTD	2,220	5,225	8,838	13,134	17,483	22,208	26,137	30,908	0	0	0	0	30,908
YTD Comparison	100.00%	102.70%	96.05%	87.39%	86.73%	98.33%	91.37%	91.25%	0.00%	0.00%	0.00%	0.00%	
Monthly Comparison	104.78%	101.21%	87.84%	73.71%	84.81%	194.69%	65.24%	90.63%	0.00%	0.00%	0.00%	0.00%	

Year-to-Date Comparison compares the cumulative year to date figures against the same time period in the previous year.

Monthly Comparison compares the current month of the current year against the same month in the previous year.

Museum Receipts Figures Narrative: See above.

VI. Fundraising Activities:

- We seem to be doing well with our donations boxes. We are a little ahead of projections.
- A grant application was submitted to Nevada Humanities to fund artifact storage supplies and to pay a stipend for an archaeology-trained volunteer from Nevada to cover travel and food. We should learn the week before the Board Meeting of any award.
- Staff is also discussing a fund-raising campaign for materials to build two small dog runs in a shaded area near the sheds in the lower parking lot. We lose a number of visitors in the warmer months because of the danger to their pets if left in the car.

VII. General Museum Activities

- The intrusion alarm is still having problems. A TS technician came on the Jan. 27th to inspect the alarm systems and adjusted the contact wires on the problem window sensors. They are working well now but the garage still shows a sensor problem. The tech will return soon to fix that.
- Former LCM Curator Eva Jensen found an antique rifle in Great Basin National Park. We posted it on FaceBook and it received 19 shares and many likes. It may have also increased our fan base. Eva received some good press and took the gun to the Winchester Museum in Wyoming.
- The November-January holiday weeks had some very low visitation days and nice high days. The highest were the days before Christmas Eve and New Year's Eve. Although the overall visitation numbers for December are below last year, the revenue increased.
- Incidentally, the Penny Press is averaging revenue of \$55 a month. Jesse used the Penny Press Club web site address from the pressed penny albums, that Janie purchased for the store, to put LCM on the list of vendors. The web site manager came in to make some pennies, and later added information about the museum with photographs of our penny designs and press to the web site. A few of the visitors have told us that they came in because they saw us listed. In addition, a man from South Korea wrote and sent money to have us press the 4 designs for him.
- We've been doing some 'housecleaning' in order to make our non-artifact storage areas and work areas neater and more organized. While going through boxes in the shed, Janie found 4 boxes of books about Mark Harrington written by his wife. Kathy said that when the printer went out of business, he gave the books to the museum. The store ran out last year and a few customers have asked about such a book. They're not a big seller, but they do sell; and we have a 100% profit when they do.
- Denise and I have been cataloguing books in the Research Library with PastPerfect using the Library of Congress numbering system to be compatible with the local universities and colleges. We're boxing books that are duplicates and that are not relevant to LCM's Mission or to the local history. A volunteer will make a list of those books so that we can offer them to other state museums then other museums and libraries; and maybe sell some.
- Nevada Arts Council's traveling exhibit of Nevada Folk Art, "One is Silver and The Other is Gold," with information about their apprenticeship program was our art exhibit for December and January. 63 people attended the Open House on Jan 10. It was held in January because December was already too busy.

- On Jan. 15, Molly began a series of Docent training sessions. The Docents enjoyed the update and the new information about the Ancestral Puebloans and the LCM exhibits.
- Molly met with UNLV Archaeology Professor Dr. Karen Harry to discuss internships. On Jan. 22nd, Dr. Harry's student Shannon Horton began interning with Molly every Thursday through the semester. This helped us decide to submit the grant application to provide a stipend for another volunteer and supplies to help Molly continue the project. Unfortunately this grant cannot be used for university credit.
- Molly, whose first anniversary was March 17th, has become very involved with local archaeology and archaeologists. She attends meetings with Cholla (Connecting Hands: Offering Life-Long Learning Adventures), and SNAP (Southern Nevada Agency Partnership), of which she is an ex-officio member. She has worked with the Park Service to plan an education program for St. Thomas, the town covered by Lake Mead and now visible again; and will host a workshop March 25th for Nevadans for Cultural Preservation and SHPO's Site Stewardship program to teach materials artifact identification and sorting.
- Denise sanded, filled in cracks and repainted the large "Lost City Museum" sign by the road at the museum entrance. It looks so much better now. That sign attracts several visitors who are curious about the name of the museum.
- Several things are being done to bring more people into Moapa Valley which should bring more people into the museum.
 - A representative from LV Territory asked for help to create a couple of day-trip itineraries that would include LCM.
 - A local couple who are part of Moapa Valley Chamber and Moapa Valley Revitalization Project (MVRP) have re-worked the Chamber's website to promote Moapa Valley. Every member of the Chamber, including Lost City Museum, has its own page. <http://moapavalleychamber.com/>. There is also a very nice, short video with some good shots of LCM.
 - MVRP began talking to NDOT over a year ago about a new sign indicating to travelers on I15 that they could access Valley of Fire using the Logandale-Overton exit. In the second week of March, a new sign was installed on the north and south bound lanes adding Valley of Fire under Lost City Museum and Lake Mead Recreational Park. Increasing traffic through Moapa Valley increases visitation to the museum.
 - Last year MVRP initiated Moapa Valley Days with several activities including a street fair. This year, March 13th and 14th, a couple of docents and I staffed a table at the street fair and sent people to the museum.
- We have an active presence on FaceBook and Twitter and invite everyone to follow us for announcements about our activities, photographs of events, educational tidbits, and behind-the-scenes information about the museum. There is a link to our FaceBook page on our webpage at museums.nevadaculture.org and you can find us on Twitter at @lostcitymuseum.

Mission Statement

The Lost City Museum, in order to educate present and future generations, studies, preserves and protects prehistoric Ancestral Pueblo (Anasazi) sites and artifacts found in the Moapa Valley and adjacent areas and interprets these sites through exhibits and public programs at its facility in Overton. The museum also collects and interprets artifacts relating to other early Native American cultures of Southern Nevada and the later history of the Moapa Valley including Mormon pioneers, mining, and railroads.

Current Operations

The Lost City Museum is open 7 days a week, 8:30am to 4:30pm.



STATE OF NEVADA
DEPARTMENT OF TOURISM and CULTURAL AFFAIRS
DIVISION OF MUSEUMS and HISTORY
NEVADA STATE MUSEUM LAS VEGAS
309 SOUTH VALLEY VIEW BOULEVARD, LAS VEGAS, NEVADA 89107
(702) 486-5205 FAX (702) 486-5172

Brinn Sandoval
Governor

Peter Barton
Administrator

Claudia Vecchio
Director

Dennis McBride
Museum Director

Report to the Board of Museums and History
April 8, 2015

I. Status of Private Funds Budget

Status of Private Funds Budget B/A #5039
State Fiscal Year 2015

Status of Private Funds Budget B/A #5039					Status	
State Fiscal Year 2015					Year to Date	Percentage
	GL #	Approved Budget	Approved Changes	Total Budget	Actuals	Year to Date
Revenues:						
Balance Forw from Prior FY (restricted)	A2511	22,224	0	22,224	22,224	100.00%
Balance Forw from Prior FY (unrestricted)	2511	3,500	34	3,534	3,534	100.00%
Facilities Charge	3801	20,748	0	20,748	4,400	21.21%
Charges for Services	3871	0	0	0	0	0.00%
Memberships	4008	12,834	0	12,834	8,330	64.91%
Photograph Sales	4010	1,350	0	1,350	680	50.37%
Merchandise Sales	4025	57,845	0	57,845	22,814	39.44%
Book & Pamphlet Sales	4052	0	0	0	0	0.00%
Gifts & Donations	4251	5,590	0	5,590	6	0.11%
Private Grant	4265	10,000	-34	9,966	1,108	11.11%
Treasurer's Interest	4326	259	0	259	64	24.54%
Investment Income	4328	0	0	0	0	0.00%
Withdrawals from Trust (restricted)	4454	0	0	0	0	0.00%
Total Revenue:		\$134,350	0	\$134,350	\$63,159	47.01%
Expenditures:						
	Category					
Administration	35	40,417	0	40,417	23,595	58.38%
Collections	39	1,500	0	1,500	0	0.00%
Education	41	0	0	0	0	0.00%
Natural History	47	1,500	0	1,500	0	0.00%
Museum Store	49	35,370	0	35,370	7,614	21.53%
Special Projects (Restricted)	55	32,224	0	32,224	2,736	8.49%
Reserve	86	23,339	0	23,339	0	0.00%
Total Expenditures:		\$134,350	\$0	\$134,350	\$33,945	25.27%
Revenues Over (Under) Expenditures:		\$0	\$0	\$0	\$29,214	21.74%

Budget Status

This report reflects operations through February 28, 2015.

Nevada State Museum-Las Vegas
Report to Board
April 8, 2015

II. Museum Store Sales

Store sales chart comparison against four previous fiscal years.

	<u>July</u>	<u>Aug</u>	<u>Sept</u>	<u>Oct</u>	<u>Nov</u>	<u>Dec</u>	<u>Jan</u>	<u>Feb</u>	<u>Mar</u>	<u>Apr</u>	<u>May</u>	<u>June</u>	<u>TOTAL</u>
FY 15	1,742	1,447	3,226	3,509	4,761	2,403	2,908	2,817					22,814
FY 14	4,518	4,088	2,646	6,737	3,993	3,350	3,643	2,036	2,757	2,179	2,468	1,801	40,215
FY 13	3,251	2,786	2,992	4,852	4,112	3,060	3,340	4,218	4,356	5,225	4,259	2,805	45,256
FY 12	320	38	0	2,429	11,193	4,565	5,388	5,320	3,918	5,776	4,879	3,401	47,227
FY 11	666	994	1,094	1,456	1,797	1,685	1,039	620	473	722	654	2,169	13,369
YTD	1,742	3,189	6,416	9,925	14,686	17,089	19,997	22,814	0	0	0	0	22,814
YTD Comparison	38.6%	37.1%	57.0%	55.2%	66.8%	67.5%	69.0%	73.6%	0.0%	0.0%	0.0%	0.0%	
Monthly Comparison	38.6%	35.4%	121.9%	52.1%	119.2%	71.7%	79.8%	138.4%	0.0%	0.0%	0.0%	0.0%	

Year-to-Date Comparison compares the cumulative year to date figures against the same time period in the previous year.

Monthly Comparison compares the current month of the current year against the same month in the previous year.

Museum Store Sales

Store sales in November 2014 – February 2015 [\$12,889] were nearly the same as the same period in 2013-14 [\$13,022].

III. Museum Revenue and Expenditure

<u>Revenues</u>	<u>July</u>	<u>Aug</u>	<u>Sept</u>	<u>Oct</u>	<u>Nov</u>	<u>Dec</u>	<u>Jan</u>	<u>Feb</u>	<u>Mar</u>	<u>Apr</u>	<u>May</u>	<u>June</u>	<u>Total</u>
Store Sales	1,742	1,447	3,226	3,509	4,761	2,403	2,908	2,817					22,814
<u>Expenditures</u>													
Merchandise	0	1,442	82	1,699	0	1,187	1,563	1,023					6,996
Personnel	0	0	0	0	0	0	0	0					0
Operating/Other	25	25	95	107	48	123	100	94					617
Total Expenditures	25	1,468	177	1,805	48	1,310	1,663	1,117	0	0	0	0	7,613
Net Profit	1,717	-20	3,050	1,704	4,713	1,093	1,245	1,700	0	0	0	0	15,201

Museum Store Revenue and Expenditures

The museum store no longer employs a Retail Storekeeper, but does employ a part-time Museum Attendant, and additional staffing provided by the Las Vegas Springs Preserve. The store no longer has any personnel liabilities. The part-time museum attendant is supported through other MDTF revenue sources.

Nevada State Museum-Las Vegas
Report to Board
April 8, 2015

IV. Membership

Memberships (new and renewals) chart comparison against four previous fiscal years.

Membership Categories	<u>Jul</u>	<u>Aug</u>	<u>Sep</u>	<u>Oct</u>	<u>Nov</u>	<u>Dec</u>	<u>Jan</u>	<u>Feb</u>	<u>Mar</u>	<u>Apr</u>	<u>May</u>	<u>Jun</u>	<u>TOTAL</u>
Individual	2	0	3	4	3	13	2	1					28
Family	8	5	2	9	15	12	2	4					57
Sustaining	1	0	0	4	0	5	2	0					12
Contributing	0	0	0	0	0	0	0	1					1
Patron	0	0	0	0	0	0	0	0					0
Benefactor	0	0	0	0	1	1	0	0					2
Senior	3	2	1	13	2	16	3	2					42
FY 15	14	7	6	30	21	47	9	8	0	0	0	0	142
FY 14 Total	9	21	18	11	14	33	11	4	15	6	19	17	178
FY 13	26	2	14	33	33	29	13	31	41	27	26	20	295
FY 12	13	5	1	32	43	47	14	23	32	67	34	12	142
FY 11	20	7	4	7	19	12	13	27	10	11	24	3	157
YTD	14	21	27	57	78	125	134	142	0	0	0	0	178
YTD Comparison	53.8%	75.0%	64.3%	76.0%	72.2%	91.2%	89.3%	78.5%	0.0%	0.0%	0.0%	0.0%	
Monthly Comparison	155.6%	33.3%	33.3%	272.7%	150.0%	142.4%	81.8%	200.0%	0.0%	0.0%	0.0%	0.0%	

Year-to-Date Comparison compares the cumulative year to date figures against the same time period in the previous year.
Monthly Comparison compares the current month of the current year against the same month in the previous year.

Membership

The Museum's monthly membership numbers in November 2014 - February 2015 are higher than what they were during the same period in FY 14, likely due to there having been more large events at the Museum during this time. As noted previously, however, competition with the Springs Preserve's membership campaign continues to hamper our signing new members. As required by the interlocal agreement Nevada State Museum, Las Vegas patrons must enter through the Springs' ticketing area where they are approached aggressively to buy Springs Preserve memberships.

Nevada State Museum-Las Vegas
Report to Board
April 8, 2015

V. Museum Attendance

Attendance chart comparison against four previous fiscal years.

	<u>Jul</u>	<u>Aug</u>	<u>Sep</u>	<u>Oct</u>	<u>Nov</u>	<u>Dec</u>	<u>Jan</u>	<u>Feb</u>	<u>Mar</u>	<u>Apr</u>	<u>May</u>	<u>Jun</u>	<u>TOTAL</u>
FY 15	3,058	2,771	2,609	4,372	3,731	3,080	2,815	3,609					26,045
FY 14	4,490	3,423	2,565	4,461	3,568	3,337	3,771	3,553	4,486	3,687	3,680	3,206	44,227
FY 13	3,974	3,070	3,116	3,603	3,221	2,650	2,381	3,230	4,185	3,773	3,676	3,019	39,898
FY 12	678	0	0	2,088	5,946	4,731	5,136	4,985	4,043	4,983	4,857	3,334	40,781
FY 11	1,237	1,119	674	1,477	1,286	1,749	881	838	1,029	1,166	750	1,063	13,269
YTD	3,058	5,829	8,438	12,810	16,541	19,621	22,436	26,045	0	0	0	0	26,045
YTD Comparison	76.95%	82.75%	83.05%	93.08%	97.39%	99.93%	101.91%	103.17%	0.00%	0.00%	0.00%	0.00%	
Monthly Comparison	68.11%	80.95%	101.72%	98.00%	104.57%	92.30%	74.65%	101.58%	0.00%	0.00%	0.00%	0.00%	

Year-to-Date Comparison compares the cumulative year to date figures against the same time period in the previous year.
Monthly Comparison compares the current month of the current year against the same month in the previous year.

Museum Attendance

Museum attendance for November 2014 - February 2015 is lower than the same period in 2013-14, likely due to a purported 20% drop in Springs attendance.

VI. Attendance Receipts

Current attendance receipts compared against four previous fiscal years.

	<u>Jul</u>	<u>Aug</u>	<u>Sep</u>	<u>Oct</u>	<u>Nov</u>	<u>Dec</u>	<u>Jan</u>	<u>Feb</u>	<u>Mar</u>	<u>Apr</u>	<u>May</u>	<u>Jun</u>	<u>TOTAL</u>
FY 15	0	0	0	0			106,344						106,344
FY 14	0		0	0									0
FY 13	53,172												53,172
FY 12	0	0	0	n/a	n/a	53,172	n/a	n/a	n/a	n/a	n/a	n/a	53,172
FY 11	436	344	496	526	394	344	364	490	44	0	0	0	3,438
YTD	0	0	0	0	0	0	106,344	106,344	106,344	106,344	106,344	106,344	0
YTD Comparison	N/A	N/A	N/A	N/A	N/A	N/A	N/A	N/A	N/A	N/A	N/A	N/A	0.0%
Monthly Comparison	N/A	N/A	N/A	N/A	N/A	N/A	N/A	N/A	N/A	N/A	N/A	N/A	

Year-to-Date Comparison compares the cumulative year to date figures against the same time period in the previous year.
Monthly Comparison compares the current month of the current year against the same month in the previous year.

Attendance Receipts

Attendance receipts are tied into the interlocal contract with the Las Vegas Valley Water District and those numbers are not available to us on a monthly basis. A \$53,172 base payment from the Las Valley Water District is received in July of the fiscal year.

VII. Fundraising

We continue raising funds by serving as a paid repository for archaeological material; renting storage space to other museums; and renting our special events room, orientation room, and downstairs meeting room for events and organizational meetings. However, paid events have been curtailed due to limited staff to work them, as well as to avoid wear-and-tear on the facility and kitchen equipment whose repair and maintenance are paid from the private budget.

The Director continues working with a contributor planning to create a substantial endowment fund to accompany a bequest. In addition, the Museum, through restricted donations, has established a collection development fund, a programming fund, a children's programming fund, and a costume and textiles fund.

VIII. Museum Activities

- **statistics** [November 2014 - February 2015]

- school groups: 1,746 children
- trunks: 2,061 children's use
- volunteer hours: 1,401
- research requests: 346
- collections: 5,657 items added to the collections
- Past Perfect catalog: 4,844 records added/updated
- Facebook: 4,131 fans [as of February 2015]
- Twitter: 629 followers [as of February 2015]

- **events** [November 2014 – February 2015]

The Museum continues sponsoring and hosting events that fit our mission by marketing our facilities to educational groups and institutions, as well as non-profit organizations and underserved communities. These have included the Red Rock Audubon Society; the Community Counseling Center; Nevada OSHA; the Society for Creative Anachronism; Preserve Nevada; the U. S. Green Building Council; and the Nevada Department of Energy, among others. The Las Vegas Tourist Guide Guild uses the Museum and its resources to train tour guides in Nevada and Las Vegas history. In addition, the Museum hosts autograph receptions for book releases; educational lectures and workshops, panel discussions, performances, and events from Nevada state divisions, commissions, and institutions. In the period November 2014 - February 2015 these special events attracted more than 1,000 participants.

- **staff activities** [November 2014 - February 2015]

Staff at the Nevada State Museum, Las Vegas continue supporting the Museum and its mission by providing lectures, introductions, workshops, demonstrations, and outreach at both on- and off-site venues. Collaborative efforts for programs and exhibits this year have proven successful, and have included joint projects with the University of Nevada, Las Vegas; the Junior League of Las Vegas; Zappos; and the Charleston Heights Arts Center. In addition, staff have overseen a great increase in participation of volunteers and interns, and continue updating skills through state training.

Nevada State Museum-Las Vegas
Report to Board
April 8, 2015

Mission Statement

The mission of the Nevada State Museum, Las Vegas is to inspire and educate a diverse public about the history and natural history of Nevada. To fulfill that mission we collect, preserve, exhibit and disseminate material that contributes to an understanding and appreciation of the State.

Current Operations

The Museum itself is open Thursday through Monday, 10:00 a.m. to 6:00 p.m. The Interlocal Agreement with the Las Vegas Valley Water District/Springs Preserve, which in large part determines Museum operations, policies, and procedures was finalized and signed in January 2015.

Dennis McBride, Director
March 14, 2015

DIVISION OF MUSEUMS
AND HISTORY

MAR 10 2015

ADMINISTRATION OFFICE



STATE OF NEVADA
OFFICE OF THE ATTORNEY GENERAL

100 North Carson Street
Carson City, Nevada 89701-4717

ADAM PAUL LAXALT
Attorney General

WESLEY K. DUNCAN
Assistant Attorney General

NICHOLAS A. TRUTANICH
Chief of Staff

March 6, 2015

Via U.S. Mail

Charles Damus, Esq.
Damus & Associates
624 South 6th Street
Las Vegas, Nevada 89101

***Re: Louise Lo Presti, the Jacqueline Shuffield Family Trust, and the
Residence and Real Property located at 711 South Seventh Street,
Las Vegas, Nevada***

Dear Mr. Damus:

As you know, I represent the State of Nevada's Division of Museums and History ("Division") and Board of Museums and History ("Board"), both of which oversee and govern the Nevada Historical Society. By statute, the Board is charged with accepting donations and gifts to Nevada's museums. See NRS 381.0075.

On December 2, 2013, your client, Ms. Louise Lo Presti, sent a letter to Mr. McBride at the Division requesting that the Nevada Historical Society sign a quit claim to the residence and real property located at 711 South Seventh Street, Las Vegas, Nevada ("residence") of which Ms. Lo Presti has a life estate and the Nevada Historical Society has a future ownership interest based on the terms of the Jacqueline Shuffield Family Trust ("Trust").

After investigation and discussion by the Board at two public meetings, on December 12, 2014, the Board voted on this issue and decided not to sign a quit claim or otherwise relinquish the Nevada Historical Society's future interest in the residence.

It is the Board's understanding from both Ms. Lo Presti's letter and my conversations with you that the residence is in need of extensive repairs. However, pursuant to the terms of the Trust, payment of all property taxes, maintenance and utilities for the residence is Ms. Lo Presti's obligation while she is living in the residence.


Page 2

Once she is no longer living in the residence, the residence shall be distributed to the Nevada Historical Society, outright and free of Trust.

If the Board's decision prompts Ms. Lo Presti to vacate the residence, please let me know. Otherwise, the Board will presume that Ms. Lo Presti is living in the residence pursuant to the terms of the Trust.

Sincerely,

ADAM PAUL LAXALT
Attorney General

By: 
for SARAH A. BRADLEY
Deputy Attorney General
Business and Licensing Division
(775) 684-1213

SAB:bdk

cc: Division of Museums and History



Relates to Agenda Item
7E7b

STATE OF NEVADA
DEPARTMENT OF TOURISM AND CULTURAL AFFAIRS
DIVISION OF MUSEUMS AND HISTORY
NEVADA STATE MUSEUM LAS VEGAS
309 South Valley View Boulevard, Las Vegas, Nevada 89107
(702) 486-5205 FAX (702) 486-5172

GREENO

Deed of Gift

I _____, being in support of the programs and collections of the Nevada State Museum do hereby give, assign, and transfer title, ownership, copyright, and trademark of the following property to the Nevada State Museum as an unrestricted gift. I affirm that I own said property and that to the best of my knowledge have good and complete right, title, and interests to give.

Accession number _____

I understand that the Nevada State Museum does not estimate the value of my collection[s], and it is my responsibility to acquire proper estimated value from outside sources. I also understand ~~and agree~~ that **while** the Nevada State Museum may use its discretion in disposing of the materials it considers inappropriate for retention, **the Museum must keep this collection intact through January 1, 2026.**

Donor's signature

Date

Donor's signature

Date

Donor's address

For the Museum

Date

Title

[March 2010]



STATE OF NEVADA
DEPARTMENT OF TOURISM and CULTURAL AFFAIRS
DIVISION OF MUSEUMS AND HISTORY
NEVADA STATE MUSEUM LAS VEGAS
309 SOUTH VALLEY VIEW BOULEVARD, LAS VEGAS, NEVADA 89107
(702) 486-5205 FAX (702) 486-5172

I, Glenn Wichinsky, ~~the~~ **Executor of the Estate of Michael Wichinsky and Successor Trustee of the 1990 Wichinsky Trust**, being in support of the programs and collections of the Nevada State Museum, do hereby give **the following property [see attached inventory]**. ~~assign, and transfer title, ownership, copyright and trademark of the following property as an unrestricted gift.~~ **This gift is specifically granted for research purposes only. Any unauthorized use of the materials granted herein resulting in the unauthorized literary, commercial or other application and monetization of these gifted materials is hereby prohibited. Any such proceeds realized thereby shall be the property of the 1990 Wichinsky Trust. I affirm that I am the Executor and Trustee over said property and to the best of my knowledge, have good and complete right, title and authority under the aforementioned Estate and Trust to give this gift to the Nevada State Museum.**

Accession number: VM-2015-029

See Inventory, attached hereto and made a part hereof.

I understand that the Nevada State Museum does not estimate the value of my collection[s], and it is my responsibility to acquire proper estimated value from outside sources. I also understand and agree that the Nevada State Museum may use its discretion in disposing of the materials it considers inappropriate for retention.

Donor's signature

Date

Donor's signature

Date

Donor's address

For the Museum: Caroline Kunioka

Date

Title: Curator of Collections and History

[Rev/WichinskEstate]
[Rev/NSMLV, date]



Relates to Agenda Item
7E7d

STATE OF NEVADA
DEPARTMENT OF TOURISM AND CULTURAL AFFAIRS
DIVISION OF MUSEUMS AND HISTORY
NEVADA STATE MUSEUM LAS VEGAS
309 South Valley View Boulevard, Las Vegas, Nevada 89107
(702) 486-5205 FAX (702) 486-5172

Deed of Gift

I **RICHARD RUDIAK**, being in support of the programs and collections of the Nevada State Museum do hereby give, ~~assign, and transfer title, ownership, copyright, and trademark of~~ the following property to the Nevada State Museum **for purposes of study and research. As a matter of Museum policy, proprietary rights of material(s) donated to the Museum continue to reside in the holder(s) of the copyright(s) and/or trademark(s). Permission to reproduce this material must be obtained from the copyright and/or trademark holder.** ~~as an unrestricted gift. I affirm that I own said property and that to the best of my knowledge have good and complete right, title, and interests to give.~~

Accession number _____

I understand that the Nevada State Museum does not estimate the value of my collection[s], and it is my responsibility to acquire proper estimated value from outside sources. I also understand and agree that the Nevada State Museum may use its discretion in disposing of the materials it considers inappropriate for retention.

Donor's signature

Date

Donor's signature

Date

Donor's address

For the Museum

Date

Title

THE VALUE OF HISTORY

SEVEN WAYS IT IS **ESSENTIAL** »

TO OURSELVES

- **IDENTITY** » History nurtures personal identity in an intercultural world. History enables people to discover their own place in the stories of their families, communities, and nation. They learn the stories of the many individuals and groups that have come before them and shaped the world in which they live. There are stories of freedom and equality, injustice and struggle, loss and achievement, and courage and triumph. Through these varied stories, they create systems of personal values that guide their approach to life and relationships with others.
- **CRITICAL SKILLS** » History teaches critical 21st century skills and independent thinking. The practice of history teaches research, judgment of the accuracy and reliability of sources, validation of facts, awareness of multiple perspectives and biases, analysis of conflicting evidence, sequencing to discern causes, synthesis to present a coherent interpretation, clear and persuasive written and oral communication, and other skills that have been identified as critical to a successful and productive life in the 21st century.

TO OUR COMMUNITIES

- **VITAL PLACES TO LIVE AND WORK** » History lays the groundwork for strong, resilient communities. No place really becomes a community until it is wrapped in human memory: family stories, tribal traditions, civic commemorations. No place is a community until it has awareness of its history. Our connections and commitment to one another are strengthened when we share stories and experiences.

- **ECONOMIC DEVELOPMENT** » History is a catalyst for economic growth. People are drawn to communities that have preserved a strong sense of historical identity and character. Cultural heritage is a demonstrated economic asset and an essential component of any vibrant local economy, providing an infrastructure that attracts talent and enhances business development.

TO OUR FUTURE

- **ENGAGED CITIZENS** » History helps people craft better solutions. At the heart of democracy is the practice of individuals coming together to express views and take action. By bringing history into discussions about contemporary issues, we can better understand the origins of and multiple perspectives on the challenges facing our communities and nation. This can clarify misperceptions, reveal complexities, temper volatile viewpoints, open people to new possibilities, and lead to more effective solutions for today's challenges.
- **LEADERSHIP** » History inspires local and global leaders. History provides leaders with inspiration and role models for meeting the complex challenges that face our communities, nation, and the world. It may be a parent, grandparent or distant ancestor, a local or national hero, or someone famous or someone little known. Their stories reveal how they met the challenges of their day, which can give new leaders the courage and wisdom to confront the challenges of our time.
- **LEGACY** » History, saved and preserved, is the foundation for future generations. History is crucial to preserving democracy for the future by explaining our shared past. Through the preservation of authentic, meaningful places, documents, artifacts, images, and stories, we leave a foundation upon which future Americans can build. Without the preservation of our histories, future citizens will have no grounding in what it means to be an American.

CALL TO ACTION » We call on organizations to endorse, share, and use this statement on the value of history in contemporary life. With common agreement, commitment, and open conversation about why history is important, we believe the historical community can change the common perception that history is nice, but not essential.

Endorsing this statement in principle is an initial step. We encourage you to adapt and incorporate these ideas into projects, training materials,

mission statements, websites, marketing materials, and other institutional outlets. The seven core values are not new, but we believe that their articulation with the intent to make real, measurable change across the profession and into public realms represents a fresh start for our discipline.

LEARN MORE » <https://www.linkedin.com/groups/History-Relevance-Campaign-5172547/about>

WHO WE ARE

The History Relevance Campaign is a group of history professionals posing questions about what makes history relevant today. The group came together in early 2013 and has held meetings, sessions, and open forums to formulate these seven principles at the American Alliance of Museums (2013), National Council on Public History (2013 and 2014), National History Day (2013), American Association for State and Local History (2013 and 2014), Idaho Heritage Conference (2013),

American Historical Association (2014), New Jersey History and Historic Preservation Conference (2014), State Historical Administrators Meeting (2013), and the Smithsonian Affiliates Conference (2014). We thank the many conference session attendees who provided the ideas behind and wording for the seven values. These values also find expression in a framework being developed by the State Historical Administrators Meeting.

THE FOLLOWING ORGANIZATIONS ENDORSE ...

... these principles and are committed to history and to seeing history play a greater role in our educational systems, in our communities, in our nation, and in the lives of our fellow citizens. We are committed to helping the entire history field make the move from nice to necessary.

KentuckyHistoricalSociety

Kentucky Historical Society



Center of the American West, University of Colorado



National Council on Public History



Oral History Association



National Conference of State Historic Preservation Officers

STATE HISTORICAL ADMINISTRATORS



Idaho State Historical Society



The Historical Society of Michigan



AASLH
American Association
for State and Local History

American Association for
State and Local History



Society for Military History

**COLLECTIONS SUB-COMMITTEE
REPORT
IS A SEPARATE DOCUMENT**

Relates to agenda Item 10A

Division of Museums & History
Fiscal Year 2015
Morgan Stanley Investment Accounts
Summary For Month Ending Feb 28, 2015

DATE	ACCOUNT	Monthly Statement				Disbursement to Museums									
		CASH	MMF	STOCKS	TOTAL	Board Use	NSMHS-LV	NHS	LCM	NSM	Bretzloff Endowment	NSRM	EERDM	BCRRM	TOTAL
Feb-15	107-101256-040 (BRANDES)	0.00	19,854.04	281,721.37	301,575.41	-104,358.00	17,007.81	69,118.63	111,965.68	45,715.03	0.00	51,148.67	6,621.58	0.00	301,575.41
Feb-15	107-044095-040 (AAA)	42,898.35	7,914.07	0.00	50,812.42	-8,009.10	948.08	2,004.22	13,438.42	3,773.39	0.00	19,141.75	4,639.34	6,867.23	50,812.43
Feb-15	107-046543-040 (AAA-WHIV)	0.00	10,650.60	571,199.65	581,850.25	-888.00	41,334.98	75,272.10	139,592.45	25,903.11	233,136.55	39,945.88	19,416.55	7,248.63	581,850.25
Feb-15	107-101258-040 (BSA)	0.00	0.00	0.00	0.00	0.00	0.00	0.00	0.00	0.00	0.00	0.00	0.00	0.00	0.00
Feb-15	107-101259-040 (BSA-UMA)	0.00	16,473.73	493,387.36	509,861.09	-140,855.61	23,075.57	112,225.04	230,227.70	36,836.77	0.00	87,532.55	19,963.46	0.00	509,861.09
Total		\$42,898.35	\$54,892.44	\$1,346,308.38	\$1,444,099.17	-\$254,110.71	\$82,366.44	\$258,620.00	\$495,224.25	\$112,228.29	\$233,136.55	\$197,768.84	\$50,640.94	\$14,115.86	1,444,099.17
Private Funds Held in the Treasurer's Account						BMH	NSMLV	NHS	LCM	NSM	DMH	NSRM			
						7,178.90	29,214.09	190,270.37	26,017.57	272,564.63	16,179.25	29,214.09			
						As of 2/28/2015						Total Combined Funds			\$2,014,738.07

Division of Museums & History
Fiscal Year 2015
Morgan Stanley Investment Accounts
Summary For Month Ending January 31, 2015

DATE	ACCOUNT	Monthly Statement				Disbursement to Museums									TOTAL
		CASH	MMF	STOCKS	TOTAL	Board Use	NSMHS-LV	NHS	LCM	NSM	Bretzloff Endowment	NSRM	EERDM	BCRRM	
Jan-15	107-101256-040 (BRANDES)	0.00	12,602.48	266,837.16	279,439.64	-104,358.00	15,536.38	63,138.83	102,278.97	45,715.03	0.00	46,721.71	6,048.72	0.00	279,439.64
Jan-15	107-044095-040 (AAA)	42,897.84	7,914.07	0.00	50,811.91	-8,009.10	948.07	2,004.20	13,438.28	3,773.35	0.00	19,141.55	4,639.29	6,867.16	50,811.92
Jan-15	107-046543-040 (AAA-WHV)	0.00	9,208.74	565,686.28	574,895.02	-888.00	40,840.87	74,372.32	137,923.82	25,593.48	230,349.72	39,468.38	19,184.46	7,161.98	574,895.02
Jan-15	107-101258-040 (BSA)	0.00	0.00	0.00	0.00	0.00	0.00	0.00	0.00	0.00	0.00	0.00	0.00	0.00	0.00
Jan-15	107-101259-040 (BSA-UMA)	0.00	17,852.61	471,588.55	489,441.16	-140,855.61	22,151.40	107,730.43	221,007.08	35,361.45	0.00	84,026.87	19,163.93	0.00	489,441.16
Total		\$42,897.84	\$47,577.90	\$1,304,111.99	\$1,394,587.73	-\$254,110.71	\$79,476.72	\$247,245.79	\$474,648.15	\$110,443.31	\$230,349.72	\$189,358.52	\$49,036.39	\$14,029.14	\$1,394,587.73
Private Funds Held in the Treasurer's Account						BMH	NSMLV	NHS	LCM	NSM	DMH	NSRM			
						9,217.85	31,813.21	194,811.22	23,030.01	240,840.25	9,759.81	114,111.26	623,583.61		
												As of 1/31/2015	Total Combined Funds		\$2,018,171.33

Division of Museums & History
 Fiscal Year 2015
 Morgan Stanley Investment Accounts
 Summary For Month Ending **December 31, 2014**

DATE	ACCOUNT	Monthly Statement				Disbursement to Museums									
		CASH	MMF	STOCKS	TOTAL	Board Use	NSMHS-LV	NHS	LCM	NSM	Bretzloff Endowment	NSRM	EERDM	BCRRM	TOTAL
Dec-14	107-101256-040 (BRANDES)	0.00	14,069.95	264,227.00	278,296.95	-104,358.00	15,460.42	62,830.14	101,778.92	45,715.03	0.00	46,493.29	6,019.14	0.00	278,296.95
Dec-14	107-044095-040 (AAA)	42,896.98	7,914.07	0.00	50,811.05	-8,009.10	948.05	2,004.17	13,438.05	3,773.29	0.00	19,141.23	4,639.22	6,867.04	50,811.06
Dec-14	107-046543-040 (AAA-WHIV)	0.00	9,553.82	559,637.20	569,191.02	-888.00	40,435.66	73,634.42	138,555.36	25,339.54	228,064.23	39,076.78	18,994.11	7,090.92	569,191.02
Dec-14	107-101258-040 (BSA)	0.00	0.00	0.00	0.00	0.00	0.00	0.00	0.00	0.00	0.00	0.00	0.00	0.00	0.00
Dec-14	107-101259-040 (BSA-UMA)	0.00	13,622.07	478,964.30	492,585.37	-140,655.61	22,293.70	108,422.50	222,426.85	35,588.62	0.00	84,566.66	19,287.04	0.00	492,585.37
Total		\$42,896.98	\$45,159.91	\$1,302,828.50	\$1,390,884.39	-\$254,110.71	\$79,137.83	\$246,891.23	\$474,199.19	\$110,416.48	\$228,064.23	\$189,277.97	\$48,939.51	\$13,957.96	\$1,390,884.39
Private Funds Held In the Treasurer's Account						BMH	NSMLV	NHS	LCM	NSM	DMH	NSRM			
						9,217.85	30,154.57	173,918.80	20,726.89	227,330.48	26,464.37	116,431.81			
												As of 12/31/2014		Total Combined Funds	\$1,995,129.16

Division of Museums & History
Fiscal Year 2015
Morgan Stanley Investment Accounts
Summary For Month Ending November 30, 2014

DATE	ACCOUNT	Monthly Statement				Disbursement to Museums									
		CASH	MMF	STOCKS	TOTAL	Board Use	NSMHS-LV	NHS	LCM	NSM	Bretzloff Endowment	NSRM	EERDM	BCRRM	TOTAL
Nov-14	107-101256-040 (BRANDES)	0.00	25,433.62	266,166.43	291,600.05	-104,358.00	16,344.72	66,423.87	107,600.42	45,715.03	0.00	49,152.59	6,363.41	0.00	291,600.04
Nov-14	107-044095-040 (AAA)	87,895.66	7,914.07	0.00	95,809.73	-8,009.10	1,787.65	3,779.07	25,338.90	7,114.94	0.00	36,092.86	8,747.74	12,948.55	95,809.73
Nov-14	107-046543-040 (AAA-WHV)	0.00	10,711.51	523,037.61	533,749.12	-888.00	40,318.02	73,169.74	126,927.11	22,398.90	232,222.75	22,528.07	15,156.88	1,027.65	533,749.12
Nov-14	107-101258-040 (BSA)	0.00	0.00	0.00	0.00	0.00	0.00	0.00	0.00	0.00	0.00	0.00	0.00	0.00	0.00
Nov-14	107-101259-040 (BSA-UMA)	0.00	10,896.17	480,494.72	491,390.89	-140,855.61	22,239.64	108,159.59	221,887.48	35,502.32	0.00	84,361.60	19,240.27	0.00	491,390.89
Total		\$87,895.66	\$54,955.37	\$1,269,698.76	\$1,412,549.79	-\$254,110.71	\$80,690.03	\$251,532.27	\$481,753.91	\$110,731.19	\$232,222.75	\$192,135.12	\$49,508.31	\$13,976.19	\$1,412,549.78
Private Funds Held in the Treasurer's Account						BMH	NSMLV	NHS	LCM	NSM	DMH	NSRM			
						9,921.17	32,086.15	170,129.16	24,293.98	233,698.12	27,067.24	131,378.45			
												As of 11/30/2014		Total Combined Funds	\$2,041,124.05

From: Osborne, Chris (Wealth Mgmt MS)
Sent: Friday, December 19, 2014 9:50 AM
To: 'raoassociates@cox.net'; pbarton@nevadaculture.org
Subject: Alternative for Brandes fo Department of Museums

Relates to Agenda Item
10B

Bob and Peter,

Per my conversation with Bob on Thursday I have moved \$45,000 from your money market account over to the account managed by Federated. This will leave you with \$50,000 in the money market account. As an alternative for Brandes International I would like to suggest Bahl & Gaynor Investment Counsel out of Cincinnati. Much like Federated, they purchase stocks with an above average dividend return. They have a bias to a little more growth oriented portfolio so their portfolio dividend yield is about 1% less, but their total return has been greater than Federated. The pitchbook may be too much information for you so I have also enclosed a real quick profile snapshot.

Let me know if this will work for you.

3Q Income Growth Profile (FS)

3Q Income Growth Pitchbook (FS)

Chris

Chris Osborne CFP®

Senior Vice President

Financial Advisor

Morgan Stanley Wealth Management

5390 Kietzke Lane, 2nd Floor

Reno, Nevada 89511

Office 775-982-8686

Toll free 800-927-3474

FAX 775-996-7080

www.MorganStanleyFA.com/chris.osborne

E-mail is not a secure environment; therefore, do not use e-mail to communicate any information that is confidential such as your account number or Social Security number.

Important Notice to Recipients:

BERTRAND & ASSOCIATES, LLC
CERTIFIED PUBLIC ACCOUNTANTS
Members American Institute of Certified Public Accountants

777 E. William St Suite 206
Carson City, NV 89701
Tel 775.882.8892
Fax 775.562.2667

October 27, 2014

Division of Museums & History
708 North Curry Street
Carson City, NV 89703

RE: Management and Board recommendations

Dear Board Members:

The following summarizes the audit findings and provides recommendations resulting from the audit of Division of Museums & History (division) for the year ended June 30, 2014.

It is our responsibility to report on the fair presentation of the financial statements in all material respects. Management is responsible for developing and maintaining an effective system of internal accounting controls, keeping the accounting records in good order and for all amounts including the estimates that are presented in the financial statements. Our responsibility as the auditor is to examine, on a test basis, evidence supporting the amounts and disclosures in the financial statements; therefore, our audit involved judgment about the number of transactions to be examined and tested. Because of the concept of reasonable assurance and because we will not perform a detailed examination of all transactions, there is a risk that material errors, fraud, or other illegal acts may exist and not be detected by us.

1 - Communication of control deficiencies or material weakness. - Statement on Auditing Standards (SAS) 112.

Our consideration of internal controls was for the limited purpose of conducting our audit and these limited procedures would not necessarily identify all deficiencies in internal controls that might be significant or material weaknesses.

A control deficiency exists when the design or operation of a control does not allow management or employees in the normal course of performing their assigned duties to prevent or detect misstatements on a timely basis. A *significant deficiency* is a control deficiency or combination of control deficiencies that adversely effects the entity's ability to initiate, authorize, record, process or report financial data reliably in accordance with accounting principles such that there is more than a remote likelihood that a misstatement of the entity's financial statements, that is more than inconsequential, will not be prevented or detected by the entity's internal controls.

A *material weakness* is a significant deficiency or combination of significant deficiencies that results in more than a remote likelihood that a material misstatement of the financial statement will not be detected by the entity's internal controls.

It is important to note that control deficiencies are not necessarily problems you will choose to address. However, they do represent potential risks. Our job as your auditor is to ensure that you understand where deficiencies or weaknesses exist so that you can make informed business decisions on how best to respond to these risks. We did identify certain deficiencies in internal controls that we consider to be significant, though not material, and are discussed below.

2 - Disbursement testing

As part of our procedures, we performed various tests on the expense accounts. As part of our detail transaction testing, we verified that the amounts posted to the financial statements are in agreement with the supporting documentation for selected expenses and the appropriateness of charges to the general ledger accounts. Analytical procedures were also performed on expense accounts to determine if balances were reasonably stated. No exceptions were noted.

3 – Gross profit variances for some museum stores

It was noted that the gross profit percentages for the Nevada Historical Society, Boulder City Railroad Museum and Lost City Museum were unusually high at 96%, 60% and 68% respectively. Based on our analysis and looking at historical inventory levels it appears last year's ending inventory amounts were inaccurate. The affect of that misstatement is reflected in the income statement this year.

4 – Inventory point of sale system

We noted that the point of system is a very sophisticated program and is not user friendly. Support from the vendor was not readily available when we were experiencing problems in generating the needed reports at one of the locations. With recent upgrades in Windows operating systems it appears an upgrade in the Retail Star inventory program will eventually need to be obtained. It appears that the point of sale system is costly to maintain and requires staff and volunteers to have a significant amount of training. Several of the store managers are not comfortable in their knowledge and use of the system.

We recommend that the adequacy of the current inventory system to meet the needs of the Division be evaluated. We also recommend that all store managers be trained in the use of the system or any future system that is used and that all stores use the same system and generate the same reports for analysis. It may be helpful to designate one individual who is familiar with the system to oversee that all store managers are trained and have a high level of comfort in using the system.


The annual financial reports and understanding for management is that the system reports inventory on the first in first out (FIFO) basis, however, it appears reports are calculated using the average cost basis. Average cost basis is more complex and more difficult to test the calculation. It is a system more common to very large retail enterprises but not smaller enterprises such as the museum stores. We assessed that for purposes of the financial statements that there would not be material differences if FIFO was in fact used. However, we recommend that the inventory system provide FIFO reports as has been the policy of management.

Division of Museums & History
Management & Board recommendations
October 27, 2014
Page 3

Summary

The only significant recommendation was the result of a faulty long standing procedure. Management has performed well in its oversight of the reporting of the accounting results. Accounting records appeared to be in very good order and the staff was very helpful throughout the audit. If you have any questions, please do not hesitate to contact me.

Sincerely,



Bertrand & Associates, LLC



Brian Sandoval
Governor

Claudia Vecchio
Director

**Nevada Department of Tourism and Cultural Affairs
DIVISION OF MUSEUMS & HISTORY**

Paul Laxalt State Building
401 North Carson Street
Carson City, Nevada 89701
(775) 687-0630 Fax (775) 687-6159

Peter Barton
Administrator

Date: March 19, 2015
To: Board of Museums and History
Through: Peter Barton, Administrator
Division of Museums and History
From: Carrie Edlefsen, Administrative Services Officer II
Division of Museums and History
Subject: Private Funds Budget Adjustments – BMH – BA 5033

Approval for the below stated budget adjustment is being requested for SFY 2013:

**BA 5033 – Board of Museums and History Dedicated Trust Fund
Revenue Authority Changes**

<u>RGL</u>	<u>Description</u>	<u>Original Authority</u>	<u>Change</u>	<u>Adjusted Authority</u>
4251	Gifts and Donations	\$ 0	\$ 500	\$500

Expenditure Authority Changes –

<u>Category</u>	<u>Description</u>	<u>Original Authority</u>	<u>Change</u>	<u>Adjusted Authority</u>
35	Administration	\$21,762	\$ 500	\$22,262

Justification:

A \$500 donation was received by Steve Kaplan for the Nevada Division of Museums and History. The budget change allows for the proper acceptance of the donation into the Board of Museums and History budget.

Please sign below to signify your approval of this additional change to the budget.

Peter Barton, Division Administrator

3/19/15
Date



Brian Sandoval
Governor

Claudia Vecchio
Director

**Nevada Department of Tourism and Cultural Affairs
DIVISION OF MUSEUMS & HISTORY**

Paul Laxalt State Building
401 North Carson Street
Carson City, Nevada 89701
(775) 687-0630 Fax (775) 687-6159

Peter Barton
Administrator

Date: February 10, 2015
To: Board of Museums and History
Through: Peter Barton, Administrator
Division of Museums and History
From: Carrie Edlefsen, Administrative Services Officer II
Division of Museums and History
Subject: Private Funds Budget Adjustments -- NSM -- BA 5036

Per the Board of Museums and History Budgeting, Expenditure, and General Control Policy and Procedure, the Division of Museums and History Administrator has approved a budget change for SFY 2015:

**BA 5036 – Nevada State Museum Dedicated Trust Fund
Revenue Authority Changes**

Expenditure Authority Changes –

<u>Category</u>	<u>Description</u>	<u>Original Authority</u>	<u>Change</u>	<u>Adjusted Authority</u>
47	Docent Expenditures	\$ 1,055	\$ 1,255	\$ 2,310
86	Reserve	\$43,118	<\$ 1,255>	\$41,863

Justification:

Due to an increased amount of volunteers at the Nevada State Museum in the first 6 months of Fiscal Year 2015 a shortfall is anticipated for the funds required for Workman's Compensation premium costs due to Risk Management. This budget change has been requested to increase funds in Category 47, Docents by transferring authority out of Category 86, Reserve.

Please sign below to signify your approval of this additional change to the budget.


Peter Barton, Administrator, Division of Museums and History

2/10/2015
Date



Brian Sandoval
Governor

Nevada Department of Tourism and Cultural Affairs
DIVISION OF MUSEUMS & HISTORY

Paul Laxalt State Building
401 North Carson Street
Carson City, Nevada 89701
(775) 687-0630 Fax (775) 687-6159

Claudia Vecchio
Director

Peter Barton
Administrator

Date: February 9, 2015

To: Board of Museums and History

Through: Peter Barton, Administrator
Division of Museums and History

From: Carrie Edlefsen, Administrative Services Officer II
Division of Museums and History

Subject: Private Funds Budget Adjustments – NSM – BA 5036

Approval for the below stated budget adjustment is being requested for SFY 2015:

BA 5036 – Nevada State Museum Dedicated Trust Fund
Revenue Authority Changes

<u>RGL</u>	<u>Description</u>	<u>Original Authority</u>	<u>Change</u>	<u>Adjusted Authority</u>
3578	Fed BLM Coop Agrmt	\$84,585	\$ 93,941	\$178,526

Expenditure Authority Changes –

<u>Category</u>	<u>Description</u>	<u>Original Authority</u>	<u>Change</u>	<u>Adjusted Authority</u>
20	Federal BLM Grant	\$84,585	\$ 93,941	\$178,526

Justification: Through an existing funding support agreement, the Nevada State Museum receives, curates, and manages collections for the Bureau of Land Management as well as other federal agencies. BLM has provided funding additional support totaling \$ 93,941. These funds will support BLM curation and interpretation.

Please sign below to signify your approval of this additional change to the budget.

Robert Stoldal, Chairman of the Board of Museums and History

Date



**Nevada Department of Tourism and Cultural Affairs
DIVISION OF MUSEUMS & HISTORY**

**Paul Laxalt State Building
401 North Carson Street
Carson City, Nevada 89701
(775) 687-0630 Fax (775) 687-6159**

**Brian Sandoval
Governor**

**Claudia Vecchio
Director**

**Peter Barton
Administrator**

Date: March 23, 2015

To: Board of Museums and History

**Through: Peter Barton, Administrator
Division of Museums and History**

**From: Carrie Edlefsen, Administrative Services Officer II
Division of Museums and History**

Subject: Private Funds Budget Adjustments – NSM – BA 5036

Approval for the below stated budget adjustment is being requested for SFY 2015:

**BA 5036 – Nevada State Museum Dedicated Trust Fund
Revenue Authority Changes**

<u>RGL</u>	<u>Description</u>	<u>Original Authority</u>	<u>Change</u>	<u>Adjusted Authority</u>
3801	Facility Charges	\$ 600	\$ 400	\$ 1,000
3871	Anthropology Fees	\$ 24,079	\$ 10,921	\$ 35,000
3872	Coin Press Revenue	\$ 72,395	\$ 22,605	\$ 95,000
4251	Gifts and Donations	\$ 3,211	\$ 1,789	\$ 5,000

Expenditure Authority Changes –

<u>Category</u>	<u>Description</u>	<u>Original Authority</u>	<u>Change</u>	<u>Adjusted Authority</u>
86	Reserve	\$ 41,683	\$ 35,715	\$ 77,398

Justification: This budget change is requested to properly allow for the unanticipated increase in revenues in the above listed Revenue GL numbers. Offsetting expenditure will be placed in Category 86, Reserve.

Please sign below to signify your approval of this additional change to the budget.

Robert Stoldal, Chairman of the Board of Museums and History

Date



**Nevada Department of Tourism and Cultural Affairs
DIVISION OF MUSEUMS & HISTORY**

**Paul Laxalt State Building
401 North Carson Street**

Carson City, Nevada 89701

(775) 687-0630 Fax (775) 687-6159

**Brian Sandoval
Governor**

**Claudia Vecchio
Director**

**Peter Barton
Administrator**

Date: March 23, 2015

To: Board of Museums and History

**Through: Peter Barton, Administrator
Division of Museums and History**

**From: Carrie Edlefsen, Administrative Services Officer II
Division of Museums and History**

Subject: Private Funds Budget Adjustments – NSM – BA 5036

Approval for the below stated budget adjustment is being requested for SFY 2015:

**BA 5036 – Nevada State Museum Dedicated Trust Fund
Expenditure Authority Changes –**

<u>Category</u>	<u>Description</u>	<u>Original Authority</u>	<u>Change</u>	<u>Adjusted Authority</u>
45	History	\$ 2,540	\$ 17,000	\$ 19,540
86	Reserve	\$ 41,683	(\$ 17,000)	\$ 24,683

Justification: The Nevada State Museum preserves Nevada's heritage in accordance with NRS 381, state policies, professional practices, and accreditation standards. Heritage collections entrusted to the museum number in the hundreds of thousands. Many collections were donated with assurance they receive long-term care, security, and public benefit. The vast majority are not on public view and stored at off-site facilities. Collections stored at these facilities are not receiving adequate care and security. The off-site NDOT warehouse houses collections controlled by the museum and Nevada Historical Society. Conditions are extremely substandard. Collections are deteriorating, damaged, and at high risk of loss. Saving the collections is a fundamental responsibility and priority. Immediate action is required. If no action is taken, damage and loss of collections will continue. NSM and NHS will lose accreditation. The state will neglect public trust responsibilities for ensuring the preservation of collections. The museum must transfer NDOT collections to exhibit galleries at the main museum. No other suitable space is available. Galleries meet collection storage standards and allow use for public education. Funds are not available to lease alternate space, and leasing is cost prohibitive. Additional space at another storage facility is at least four years away, best case scenario. Requested funds will

cover costs of assessing, cleaning, inventorying, transferring, storing, and securing NDOT warehouse collections at the main museum.

Please sign below to signify your approval of this additional change to the budget.

Robert Stoldal, Chairman of the Board of Museums and History

Date



**STATE OF NEVADA
DEPARTMENT OF TOURISM
& CULTURAL AFFAIRS**
Division of Museums & History

NEVADA STATE MUSEUM

BRIAN SANDOVAL
Governor

Claudia Vecchio
Director

600 North Carson Street
Carson City, Nevada 89701-4004
(775) 687-4810 Fax (775) 687-4168
www.nevadaculture.org

Peter Barton
Administrator

Jim Barmore
Museum Director

Memo

Date: April 8, 2015

To: Robert Stoldal, Chairman
Board of Museums & History

From: Jim Barmore, Director
Nevada State Museum – Carson City

A handwritten signature in black ink, appearing to read "Jim Barmore", with a stylized flourish at the end.

Re: New Restricted Donation

The Nevada State Museum, Carson City, has received \$2,000.00 from Louise Inman for the museum's Inman Fund. These funds will be held in the State Treasurer's Office and expended out of B/A 5036, Category 55.

Approval: _____
Chairman, Board of Museums & History

_____ Date



STATE OF NEVADA
DEPARTMENT OF TOURISM
& CULTURAL AFFAIRS
Division of Museums & History

NEVADA STATE MUSEUM

BRIAN SANDOVAL
Governor

Claudia Vecchio
Director

600 North Carson Street
Carson City, Nevada 89701-4004
(775) 687-4810 Fax (775) 687-4168
www.nevadaculture.org

Peter Barton
Administrator

Jim Barmore
Museum Director


Memo

February 4, 2015

To: Louise Inman
From: Jim Barmore, Museum Director, Nevada State Museum
Re: \$2,000 Donation

Louise Inman donates \$2,000 for the Nevada State Museum's Louise Inman Fund.

The Nevada State Museum gratefully acknowledges receipt of this gift for the purposes stated above. Thank you for your support!


Louise Inman

2-7-15
Date


Jim Barmore, Museum Director, Nevada State Museum

2-4-15
Date

Please return one copy to the Nevada State Museum and retain the other copy for your records.

Relates to Agenda Item
14C2

Holly,

Here is the check
to replace check
652 for \$2000.00

Louise

LOUISE INMAN 08-10
1820 RUSSELL WAY APT 107 775-882-0521
CARSON CITY, NV 89706-2741

657

94-717124
62

1-20-15 Date

Pay to the
Order of

Nevada State Museum \$2000.00

Two Thousand

Dollars



Silver Advantage

NEVADA STATE BANK
THE DOOR TO YOUR FUTURE

P.O. BOX 5001, RENO, NEVADA 89503
www.nsb.com

For

Louise Inman



BRIAN SANDOVAL
Governor

Claudia Vecchio
Director

STATE OF NEVADA
DEPARTMENT OF TOURISM
& CULTURAL AFFAIRS
Division of Museums & History

NEVADA STATE MUSEUM

600 North Carson Street
Carson City, Nevada 89701-4004
(775) 687-4810 Fax (775) 687-4168
www.nevadaculture.org

Peter Barton
Administrator

Jim Barmore
Museum Director

Memo

Date: April 8, 2015

To: Robert Stoldal, Chairman
Board of Museums & History

From: Jim Barmore, Director
Nevada State Museum – Carson City

Re: New Restricted Donation

A handwritten signature in black ink, appearing to read "Jim Barmore", written over the "From:" line of the memo.

The Nevada State Museum, Carson City, has received \$2,000.00 from Louise Inman for the museum's Inman Fund. These funds will be held in the State Treasurer's Office and expended out of B/A 5036, Category 55.

Approval: _____
Chairman, Board of Museums & History

_____ Date



STATE OF NEVADA
DEPARTMENT OF TOURISM
& CULTURAL AFFAIRS
Division of Museums & History

NEVADA STATE MUSEUM

BRIAN SANDOVAL
Governor

Claudia Vecchio
Director

600 North Carson Street
Carson City, Nevada 89701-4004
(775) 687-4810 Fax (775) 687-4168
www.nevadaculture.org

Peter Barton
Administrator

Jim Barmore
Museum Director

Memo

February 11, 2015

To: Louise Inman
From: Jim Barmore, Museum Director, Nevada State Museum
Re: \$2,000 Donation

Louise Inman donates \$2,000 for the Nevada State Museum's Louise Inman Fund.

The Nevada State Museum gratefully acknowledges receipt of this gift for the purposes stated above. Thank you for your support!

A handwritten signature in cursive script, appearing to read "Louise Inman", written over a horizontal line.

Louise Inman

2-15-15

Date

A handwritten signature in cursive script, appearing to read "Jim Barmore", written over a horizontal line.

Jim Barmore, Museum Director, Nevada State Museum

2-11-15

Date

Please return one copy to the Nevada State Museum and retain the other copy for your records.

THIS DOCUMENT CONTAINS A TRUE WATERMARK - HOLD TO LIGHT TO VIEW

NEVADA STATE BANK

CASHIER'S CHECK

684698

Remitter
LOUISE INMAN

Pay

TWO THOUSAND and 00/100
To The Order Of
US Dollars
***NEVADA STATE MUSEUM ***

Date FEB 03, 2015 94-771224
\$ ****2,000.00***

046 01 0984



[Handwritten Signature]

Authorized Signature

II [Redacted Line]



BRIAN SANDOVAL
Governor

Claudia Vecchio
Director

STATE OF NEVADA
DEPARTMENT OF TOURISM
& CULTURAL AFFAIRS
Division of Museums & History

NEVADA STATE MUSEUM

600 North Carson Street
Carson City, Nevada 89701-4004
(775) 687-4810 Fax (775) 687-4168
www.nevadaculture.org

Peter Barton
Administrator

Jim Barmore
Museum Director

Relates to agenda Item
14C3

Memo

Date: April 8, 2015

To: Robert Stoldal, Chairman
Board of Museums & History

From: Jim Barmore, Director
Nevada State Museum – Carson City

A handwritten signature in black ink, appearing to read "Jim Barmore", written over the printed name in the "From:" field.

Re: New Restricted Donation

The Nevada State Museum, Carson City, has received \$10,000.00 from Louise Inman for the museum's Inman Fund. These funds will be held in the State Treasurer's Office and expended out of B/A 5036, Category 55.

Approval: _____
Chairman, Board of Museums & History

_____ Date



STATE OF NEVADA
DEPARTMENT OF TOURISM
& CULTURAL AFFAIRS
Division of Museums & History

NEVADA STATE MUSEUM

BRIAN SANDOVAL
Governor

Claudia Vecchio
Director

600 North Carson Street
Carson City, Nevada 89701-4004
(775) 687-4810 Fax (775) 687-4168
www.nevadaculture.org

Peter Barton
Administrator

Jim Barmore
Museum Director

Memo

January 21, 2015

To: Louise Inman
From: Jim Barmore, Museum Director, Nevada State Museum
Re: \$10,000 Donation

Louise Inman donates \$10,000 for the Nevada State Museum's Louise Inman Fund.

The Nevada State Museum gratefully acknowledges receipt of this gift for the purposes stated above. Thank you for your support!


Louise Inman

1-27-15
Date


Jim Barmore, Museum Director, Nevada State Museum

1-27-15
Date

Please return one copy to the Nevada State Museum and retain the other copy for your records.



BRIAN SANDOVAL
Governor

Claudia Vecchio
Director

**STATE OF NEVADA
DEPARTMENT OF TOURISM
& CULTURAL AFFAIRS
Division of Museums & History**

NEVADA STATE MUSEUM

600 North Carson Street
Carson City, Nevada 89701-4004
(775) 687-4810 Fax (775) 687-4168
www.nevadaculture.org

Peter Barton
Administrator

Jim Barmore
Museum Director

Relates to Agenda Item
14C4

Memo

Date: April 8, 2015

To: Robert Stoldal, Chairman
Board of Museums & History

From: Jim Barmore, Director
Nevada State Museum – Carson City

A handwritten signature in black ink that reads "James J. Barmore".

Re: New Restricted Donation

The Nevada State Museum, Carson City, has received \$2,500.00 from Louise Inman for the museum's Inman Fund. These funds will be held in the State Treasurer's Office and expended out of B/A 5036, Category 55.

Approval: _____
Chairman, Board of Museums & History

_____ Date



STATE OF NEVADA
DEPARTMENT OF TOURISM
& CULTURAL AFFAIRS
Division of Museums & History

NEVADA STATE MUSEUM

BRIAN SANDOVAL
Governor

Claudia Vecchio
Director

600 North Carson Street
Carson City, Nevada 89701-4004
(775) 687-4810 Fax (775) 687-4168
www.nevadaculture.org

Peter Barton
Administrator

Jim Barmore
Museum Director

Memo

December 2, 2014

To: Louise Inman
From: Jim Barmore, Museum Director, Nevada State Museum
Re: \$2,500 Donation


Louise Inman donates \$2,500 for the Nevada State Museum's A-V Improvement Fund.

The Nevada State Museum gratefully acknowledges receipt of this gift for the purposes stated above. Thank you for your support!



Louise Inman

12-10-14
Date



Jim Barmore, Museum Director, Nevada State Museum

12-10-14
Date

Please return one copy to the Nevada State Museum and retain the other copy for your records.

THIS DOCUMENT CONTAINS A TRUE WATERMARK. HOLD TO LIGHT TO VIEW.

685121

NEVADA STATE BANK

CASHIER'S CHECK

LOUISE INMAN

Remitter

Pay

TWO THOUSAND FIVE HUNDRED and 00/100 US Dollars

\$ ***2,500.00***

Date OCT 21, 2014

94-77/1224

To
The Order
Of ***NEVADA STATE MUSEUM***

062 20 0580



[Signature]
Authorized Signature

Security Features Included.



Details on Back.

1820 Russell Way # 107
cc 89706



STATE OF NEVADA
DEPARTMENT OF TOURISM and CULTURAL AFFAIRS
DIVISION OF MUSEUMS AND HISTORY
NEVADA STATE MUSEUM LAS VEGAS
309 SOUTH VALLEY VIEW BOULEVARD, LAS VEGAS, NEVADA 89107
(702) 486-5205 FAX (702) 486-5172

Relates to Agenda Item
14C5

Date: February 19, 2015
To: Chairman
Board of Museums and History
From: Dennis McBride, Director
Nevada State Museum, Las Vegas
Re: new restricted donation

The Nevada State Museum, Las Vegas has received \$3,000 from Joan Lapan to establish a children's programming fund. These funds will be held in the State Treasurer's office and expended out of B/A 5039, category 55 [restricted account no. 3906].

Dennis McBride
Dennis McBride, Director

02.19.2015
Date

Approval: _____
Chairman, Board of Museums and History

Date



STATE OF NEVADA
DEPARTMENT OF TOURISM and CULTURAL AFFAIRS
DIVISION OF MUSEUMS AND HISTORY
NEVADA STATE MUSEUM LAS VEGAS
309 SOUTH VALLEY VIEW BOULEVARD, LAS VEGAS, NEVADA 89107
(702) 486-5205 FAX (702) 486-5172

Date: March 23, 2015
To: Chairman
Board of Museums and History
From: Dennis McBride, Director
Nevada State Museum, Las Vegas
Re: new restricted donation

The Nevada State Museum, Las Vegas has received \$3,000 from Robert "Bob" Stoldal for Collection Development. These funds will be held in the State Treasurer's office and expended out of B/A 5039, category 55 [restricted account no. 3902].

Dennis McBride
Dennis McBride, Director

March 23, 2015
Date

Approval: _____
Chairman, Board of Museums and History

Date



Relates to Agenda Item 14C7

Nevada Department of Tourism and Cultural Affairs

DIVISION OF MUSEUMS AND HISTORY

Nevada Historical Society

1650 N. Virginia Street

Reno, Nevada 89503

(775) 688-1191 Fax (775) 688-2917

www.nevadaculture.org

Brian Sandoval
Governor

Claudia Vecchio
Director

Peter Barton
Administrator

Sheryln Hayes-Zorn
Acting Museum Director

March 23, 2015

To: Peter Barton, Administrator
Division of Museums & History

Fr: Sheryln L. Hayes-Zorn, Acting Director
Nevada Historical Society

Re: New Restricted Donation

The Nevada Historical Society has received a check for \$5,500.00 from the Lee Mortensen Trust. The funds for this restricted grant are to be used to purchase collections and books for the library, manuscripts and photography collections.

These funds will be held in the State Treasurer's Office and expended out of B/A 5035, category 55.

Approval: _____
Chairman, Board of Museums & History

Date: _____