



Notice & Agenda of Public Meeting

Board of Museums and History

June 14 & 15, 2018

Meeting Location

Nevada State Museum
309 S. Valley View Blvd.
Las Vegas, NV 89107

To Join the Meeting via Teleconference

1-888-363-4735
Access code: 7603239

*Site is open and accessible to the public ***

June 14, 2018 starting at 1:00pm PDT
June 15, 2018 starting at 9:00am PDT

The Board of Museums and History will conduct a public meeting beginning Thursday, June 14, 2018, at 1:00pm and continue on Friday, June 15, 2018 at 9:00am until the Board concludes its business.

STACKED AGENDA: Below is an agenda of all items scheduled to be considered. Unless otherwise stated, items may be taken out of the order presented on the agenda at the discretion of the Chair. Items may also be combined for consideration or pulled or removed from the agenda at any time. Persons who have business before the Board are solely responsible to see that they are present when their item is heard.

-
- Action may be taken on those items denoted "For Possible Action".
 - Public comment will be allowed after discussion of each action item on the agenda but before voting on the item. Because of time considerations, the period for public comment may be limited to 3 minutes at the discretion of the chair, and speakers are urged to avoid repetition of comments made by previous speakers.
 - Meetings are audio-recorded and transcribed as part of the public record. Speakers **must** identify themselves before speaking.

1. CALL TO ORDER AND CONFIRMATION THAT THE MEETING WAS PROPERLY POSTED

2. ROLL CALL AND DETERMINATION OF QUORUM

3. BOARD ANNOUNCEMENTS & MEETING LOGISTICS (Information only)

- a) New appointment & reappointments

4. PUBLIC COMMENT

Public comment is welcomed by the Board. A period of public comment will be allowed after discussion of each action item on the agenda, but before voting on the item. Because of time considerations, the period for public comment by each speaker may be limited to 3 minutes at the discretion of the Chair, and speakers are urged to avoid repetition of comments made by previous speakers.

5. ACCEPTANCE OF MINUTES (For Possible Action)

- a) March 12, 2018 +
- b) May 14, 2018, Finance Subcommittee (only) +

6. CALENDAR FOR NEXT MEETING (For Possible Action)

- a) September 5-7, 2018, East Ely Railroad Depot Museum, Ely, NV
- b) December 2018, determination of date and venue

7. NOMINATIONS TO THE NATIONAL AND STATE REGISTERS OF HISTORIC PLACES (For Possible Action)

- a) State Register of Historic Places
None
- b) National Register of Historic Places
None

8. AGENCY REPORTS (Information and discussion only unless otherwise noted)

- a) Department of Tourism and Cultural Affairs – David Peterson, Interim Director
- b) State Historic Preservation Office -- Rebecca Palmer, SHPO
 - 1. Review of proposed changes to Certified Local Government (CLG) Program; Agreements, Handbook, Model Ordinance, Annual Review forms +
 - 2. NR/SR status report since 2000 +
- c) Division of Museums and History – Peter Barton, Administrator
 - 1. Report on development of new interpretive exhibits, Battle Born Hall, Nevada State Capitol pursuant to NRS 331.133. Scheduled dedication, October 10, 2018.
 - 2. Cooperative initiatives: Commission for Women, Governor's portrait repairs, USS *Corvina* exhibit @ NSLA lobby, dedication on August 6, 2018.
 - 3. Implementing 79th session initiatives:
 - (a) school bus transportation funding; 6,209 students; 125 buses; 96 schools
 - (b) SB 37, license plate; Q1-Q3 = \$130,644.50
 - (c) SB 244: curator Anna Camp hired [5/24/2018]; initial regulation meeting 6/5 and workshop scheduled 6/26; Board member appointment July 2018

4. Report on volunteers in service to museums, 2017 + (at meeting)
5. Report on 2018 museum expo, March 21, 2018, NSM/LV-LVSP +
6. Report on SFY 2020-2021 state budget preparations, including Capital Improvement Program requests
7. Personnel report +
- d) Public Information Officer – Guy Clifton, PIO +
- e) Museum Reports; 3rd Quarter, SFY 2018
 1. Nevada Historical Society, Reno (For Possible Action) +
 - a) Request to allow 2-for-1 admission August 2018-February 2019 for patrons of the Reno Philharmonic in conjunction with 50th anniversary exhibit celebrating the Reno Philharmonic. +
 - b) Report on NHS *Quarterly* subscription detail in support of SFY 2019 budget+
 2. Nevada State Museum, Carson City (For Possible Action) +
 - a) Review and possible action to approve a contract for services of independent contractor by and between the Nevada State Museum and Sierra Fire Fuels, LLC for fire fuels reduction and the Indian Hills Curatorial Center in the amount of \$11,034. +
 - b) Review and possible action to approve a contract for services of independent contractor by and between the Nevada State Museum and Nevada Momentum for video production services for Coin Press No. 1 in the amount of \$3,800. +
 3. Nevada State Railroad Museum, Carson City +
 - a) Report of Stories In Place, LLC, for proposed Interpretive Center exhibit renovation at the Nevada State Railroad Museum, Carson City, this in celebration of the 2019, 150th anniversary of the completion of the Transcontinental Railroad. +
 4. Nevada State Railroad Museum, Boulder City +
 - a) Update on project 17-A009, master plan and design effort for new and expanded facilities and visitor experience. Report will include summary of the April 13, 2018 "Final Spike" ceremony opening rail bridge over Interstate 11 at Henderson/Boulder City line.
 5. East Ely Railroad Depot Museum +
 - a) Report on the meetings and progress with respect to resolving issues related to access and use of state facilities by the Nevada Northern Railway Foundation. Meeting held in Carson City on April 23rd and subsequent communication.
 6. Lost City Museum, Overton (For Possible Action) +
 - a) Consider action to approve extending admission waiver for Public and Behavioral Health tours to Lost City Museum +
 7. Nevada State Museum, Las Vegas +

9. COMMITTEE REPORTS (Information and discussion only unless otherwise noted) +

- a) Collections, Robert Stoldal, Chair
- b) Strategic Planning, Robert Stoldal, Chair
- c) Major Gifts, Robert Ostrovsky, Chair
- d) Facility Use, Dan Markoff
- e) Finance, Robert Ostrovsky, Chair
 1. Presentation of Morgan Stanley investment reports and account balances for January-March 2018. +

2. Presentation and adoption of Fiscal Year 2019 budgets for the Museum Dedicated Trust Fund. These were reviewed and approved, with modifications, by the Finance Committee at a public meeting held on May 14, 2018.

(Items 9(e)(3)(i-xi) for Possible Action)

- i) B/A 5033 - Board of Museums and History
- ii) B/A 5034 - Division of Museums and History
- iii) B/A 5035 - Nevada Historical Society, Reno
- iv) B/A 5036 - Nevada State Museum, Carson City
- v) B/A 5037a - Nevada State Railroad Museum, Carson City
- vi) B/A 5037b - Nevada State Railroad Museum, Boulder City
- vii) B/A 5037c - East Ely Railroad Depot Museum, East Ely
- viii) B/A 5038 - Lost City Museum, Overton
- ix) B/A 5039 - Nevada State Museum, Las Vegas
- x) B/A 5040 - Nevada State Prison, Carson City; no budget requested
- xi) Consideration to allow actual unrestricted cash balances remaining in each budget account as of June 30, 2018 to be balanced forward to the new fiscal year adjusting Category 48 of each budget account accordingly. This would ease cash flow shortfalls as the new fiscal year opens and would preserve the decision on the use of the additional authority at the discretion of the Board.

- f) Membership, Seth Schorr, Chair
- g) Museum Store, Seth Schorr, Chair
- h) Major Donor, Robert Ostrovsky, Chair
- i) Technology, Seth Schorr, Chair +
- j) Marketing, Anthony Timmons, Chair
- k) East Ely Railroad Depot Museum, Doris Dwyer, Chair
- l) Nevada Historical Society, *Quarterly*, Alicia Barber, Chair
- m) Nevada State Prison, Alicia Barber, Chair
- n) Nevada Historical Society Relocation, Alicia Barber, Chair

10. BOARD REVIEW OF ADMISSION FEES, TRAIN RIDE FEES, FREE ADMISSION DAYS(For Possible Action)

The annual review and action by the Board to adopt fees for admission and train rides and free admission days for SFY 2019 pursuant to NRS 381.0045. +

11. PRIVATE FUNDS BUDGET ADJUSTMENTS (CURRENT YEAR) (For Possible Action)

- a) Changes approved by the Division Administrator
 - 1. None.
- b) Changes requested from the Board over \$5,000.
 - 1. None

12. CONSENT AGENDA (For Possible Action)

Restricted Funds/Donations Received:

- 1. Discussion and action to accept restricted funds in the amount of \$3,822.45 donated by the Reno Aces for the Reno exhibit gallery at the Nevada Historical Society. Funds to be deposited in the State Treasurer's Office and expended out of B/A 5035, Category 55, RGL 3535. Requires Board approval pursuant to NRS 381.0075. +

2. Discussion and action to accept restricted funds in the amount of \$1,000.00 from Lois and Harold Larson to be used to support the Costume and Textiles collections at the Nevada State Museum, Las Vegas. Funds to be deposited in the State Treasurer's Office and expended out of B/A 5039, Category 55, RGL 3905. Requires Board approval pursuant to NRS 381.0075. +
3. Discussion and action to accept restricted funds in the amount of \$500.00 from Eugene Dencker for the Nevada State Museum, Carson City Education fund. Funds to be deposited in the State Treasurer's Office and expended out of B/A 5036, Category 55, RGL 3611. Requires Board approval pursuant to NRS 381.0075. +
4. Discussion and action to accept restricted funds in the amount of \$750.00 from the Carson City Cultural Commission for the Nevada State Museum, Carson City Special Events Fund. Funds to be deposited in the State Treasurer's Office and expended out of B/A 5036, Category 55, RGL 3629. Requires Board approval pursuant to NRS 381.0075. +

13. BOARD MEMBER COMMENT ON NON-AGENDIZED ITEMS (Discussion only)

14. FUTURE MUSEUM BOARD AGENDA ITEMS

Recommendations by Board members regarding topics for future agenda items for the Board can be made under this agenda item. Discussion on proposals for future Board items shall be limited to whether such proposed items are within the purview of the Board. No discussion regarding the substance of any proposed agenda item shall occur.

15. PUBLIC COMMENT AND DISCUSSION

Public comment is welcomed by the Board. Because of time considerations, the period for public comment by each speaker may be limited to 3 minutes at the discretion of the Chair, and speakers are urged to avoid repetition of comments made by previous speakers.

16. ADJOURNMENT

NOTICE POSTING LOCATIONS

<https://notice.nv.gov>

<http://museums.nevadaculture.org>

NEVADA DIVISION OF MUSEUMS & HISTORY, 412 E. Musser St., Suite 2. Carson Street, Carson City
 NEVADA DEPARTMENT OF TOURISM AND CULTURAL AFFAIRS, 401 N. Carson St., Carson City, Nevada
 STATE HISTORIC PRESERVATION OFFICE, 901 South Stewart St., Carson City, Nevada
 EAST ELY RAILROAD DEPOT MUSEUM, 1100 Avenue A, Ely, Nevada
 NEVADA HISTORICAL SOCIETY, 1650 North Virginia St., Reno, Nevada
 NEVADA STATE MUSEUM LAS VEGAS, 309 S. Valley View Blvd., Las Vegas, Nevada
 LOST CITY MUSEUM, 721 South Highway 169, Overton, Nevada
 NEVADA STATE MUSEUM, 600 North Carson St., Carson City, Nevada
 NEVADA STATE RAILROAD MUSEUM, 2180 S. Carson St., Carson City, Nevada
 NEVADA STATE RAILROAD MUSEUM, 600 Yucca St., Boulder City, Nevada

The public may acquire this notice and agenda and supporting materials, pursuant to NRS 241.020(2) by contacting Deborah Rabe, Administrative Assistant III, Division of Museums and History, (775) 687-7340 or via email to drabe@nevadaculture.org. Supporting documents are available from the Nevada Division of Museums and History at 412 E. Musser Street, Suite # 2 Street, Carson City, Nevada 89701.

** We are pleased to make reasonable accommodations for members of the public who are disabled and wish to attend the meeting. If special arrangements are necessary, please contact the Nevada Division of Museums and History by calling (775) 687- 7340 at least two days in advance of the meeting.

**Meeting Minutes
BOARD OF MUSEUMS AND HISTORY
March 12, 2018**

Location
**Old Overton Gym
353 West Thomas Street
Overton, NV 89040**

BOARD MEMBERS PRESENT

Robert Stoldal, Chairman
Bryan Allison
Dr. Alicia Barber
Renee Diamond
Dr. Doris Dwyer
Robert Ostrovsky
Seth Schorr
Anthony Timmons

BOARD MEMBERS EXCUSED

Dr. Sarah Cowie
Daniel Markoff

**DEPARTMENT OF TOURISM AND CULTURAL AFFAIRS, DEPARTMENT OF
CONSERVATION AND NATURAL RESOURCES STAFF PRESENT**

David Peterson, Department of Tourism and Cultural Affairs, Acting Director
Brenda Nebesky, Department of Tourism and Cultural Affairs, Acting Deputy Director
Peter Barton, Division of Museums and History, Administrator
Sherri Rupert, Nevada Indian Commission, Director
Jim Bertolini, DCNR, State Historic Preservation Office, National and State Register Coordinator
Travis Hammond, State Historic Preservation Office, Intern
Guy Clifton, Department of Tourism and Cultural Affairs, Public Information Officer
Carrie Edlefsen, Division of Museums and History, Administrative Services Officer
Deborah Rabe, Division of Museums and History, Administrative Assistant
Sarah Bradley, Attorney General's Office, Deputy Attorney General
Daniel Thielen, Nevada State Railroad Museum-Carson City, Director
Myron Freedman, Nevada State Museum, Carson City, Director
Dr. Catherine McGee, Nevada Historical Society, Director *

PUBLIC IN ATTENDANCE

Patti Graf, Stodieck, Louis, & Elmer, Ranch
Bobbi Rahder, Stewart Indian School Museum, Director
Marla McDade Williams, Strategies 360, Director
Dominique Etchegoyhen, DCNR, Deputy Director
Jack Jacobs, Lampe, Wilhelm, & William, Ranch
Michon Eben, Reno Sparks Indian Colony,

* via teleconference

-
1. The Chair called the first day of the meeting to order at 9:00am and confirmed a quorum was present and the meeting was posted in accordance with NRS 241. (1,2)

2. The Chair announced a special thank you to Sherry Rupert and staff for the use of the facility at the Nevada Indian Commission Office. (3)
3. No public comment. (4)
4. The Chair took Item 5a, Acceptance of the Minutes for November 30, 2017. Robert Ostrovsky made the motion to approve the amended minutes for November 30, 2017. Member Dwyer seconded. Motion carried without dissent. (5a)
5. The Chair took Item 5b, Acceptance of the Minutes for December 1, 2017. Robert Ostrovsky made the motion to approve the amended minutes for December 1, 2017. Member Diamond seconded. Motion carried without dissent. (5b)
6. The Chair took Item 6a, Calendar for Next Meeting. Seth Schorr made the motion that the June quarterly meeting be conducted June 14 and 15, 2018 at the Nevada State Museum, in Las Vegas. Member Diamond seconded. Motion carried without dissent. (6a)
7. The Chair took Item 6b, Calendar for Next Meeting. Dr. Doris Dwyer made the motion that the September quarterly meeting be conducted September 6, 2018 at the Nevada State Railroad Museum, in Ely. Member Barber seconded. Motion carried without dissent. (6b)
8. The Chair took Item 7, Election of Board Chair and Vice Chair. Renee Diamond made the motion to vote separately for the Board Chair and Vice Chair. Member Dwyer seconded. Motion carried without dissent. Renee Diamond made the motion to nominate Robert Stoldal as Board Chair. Member Dwyer seconded. Motion carries without dissent and the Chair abstained. Renee Diamond made the motion to nominate Robert Ostrovsky as Board Vice Chair. Member Schorr seconded. Motion carried without dissent. (7)
9. The Chair took Item 8a1, Nominations to the State Register of Historic Places. Lampe, Wilhelm & William, Ranch (Historic District), Gardnerville, Douglas County. Renee Diamond made the motion to accept the Lampe, Wilhelm & William, Ranch (Historic District), Gardnerville, Douglas County. Member Barber seconded. Motion carried without dissent. (8a1)
10. The Chair took Item 8a2, Nominations to the State Register of Historic Places. Stodieck, Louis & Elmer, Ranch, (Historic District), Minden, Douglas County. Dr. Alicia Barber made the motion to accept the Stodieck, Louis & Elmer, Ranch, (Historic District), Minden, Douglas County. Member Dwyer seconded. Motion carried without dissent. (8a2)
11. The Chair took Item 8b, National Register of Historic Places. There were no nominations at this time. (8b)
12. The Chair took Item 9a, Agency Reports, Department of Tourism and Cultural Affairs. David Peterson, Interim Director, reported to the Board the status of the personnel at the Department of Tourism and Cultural Affairs, as well as the highlights of the Governor's Global Tourism summit held December 4th and 5th, along with the Travel Industry Exchange in New Orleans and the Mark Travel Summit in Cancun. The Arts in the Hearts was held November 2nd and 3rd in Las Vegas. Rural Roundup will be April 11th-13th. (9a)
13. The Chair took Item 9b, State Historic Preservation Office. Rebecca Palmer was out of the country so Jim Bertolini covered for her in her absence. Continuing to gather input for Statewide Preservation Plan update 2020-2028 and the Preservation Survey in conjunction with the Statewide Preservation Plan update 2020-2028. Discussion was held. No action was taken. (9b)
14. The Chair took Item 9c1-9, Division of Museums and History. Peter Barton reported on the Battle Born Hall, Cooperative initiatives: Meyer-Kassel, Commission for Women,

USS Corina, Implementing 79th session initiatives. Discussion was held. No action was taken. (9c1-3)

The Chair took Item 9c4, 2018 museum expo in Las Vegas March 21, 2018. Anthony Timmons made the motion that the Board co-sponsor the 2018 museum expo in the amount of \$3000 for food/beverage. Member Allison seconded. Motion carried without dissent. (9c4)

Dr. Alicia Barber reported on the NCPH conference. Discussion was held. No action was taken. (9c5)

Peter Barton reported on the status of personnel, Board Orientation Manual updates, Division Policy & Procedure Log. Discussion was held. No action was taken. (9c6-8)

The Chair took Item 9c9, 2018 Blue Star Museum Program participation. Robert Ostrovsky made a motion to participate in the 2018 Blue Star Program. Member Barber seconded. Motion carried without dissent. (9c9)

15. The Chair took Item 9d, Public Information Officer – Guy Clifton. Mr. Clifton reported to the Board about newspapers and social media. Discussion was held. No action was taken. (9d)

16. The Chair took Item 9e1a, Nevada Historical Society, Reno, report on the status and future of the NHSQ revenue and expenses. Catherin McGee reported on the NHSQ revenue and expenses. The winter/fall issue is set to be available March 2018. (8e1a)

17. The Chair took Item 9e1b, Nevada Historical Society, Reno, report on extending "free" admission to senior citizens (60+) on Fridays during May 2018 as participation in Washoe County Senior Services recognition of "Older American Month". Renee Diamond made the motion to approve the extension of "free" admission to senior citizens (60+) on Fridays during the month of May 2018. Member Ostrovsky seconded. Motion carried without dissent. (9e1b)

18. The Chair took Item 9e2a, Nevada State Museum, Carson City. Myron Freedman requested for category 48 funding for shortfall for temporary Education personnel in SFY 2018 in the amount of \$2,591. Renee Diamond made the motion to accept the request for \$2951 for the shortfall in cost of temporary personnel. Member Schorr seconded. Renee Diamond amended her motion to be \$3041 instead of \$2591. Member Schorr seconded the amended motion. Motion carried without dissent. (9e2a)

19. The Chair took Item 9e2b, Nevada State Museum, Carson City. Request for consideration for two "free" admission days; one during Navy Week in June 2018 and one for "Lei Day," April 28, 2018, the latter contingent on raising \$1500 to offset the lost admission revenue. Renee Diamond made a motion to accept the request for consideration for two "free" admission days; one during Navy Week in June 2018 and one for "Lei Day," April 28, 2018, the latter contingent on raising \$1500 to offset the lost admission revenue. Member Dwyer seconded. Motion carried with one apposed. (9e2b)

20. The Chair took Item 9e2c, Nevada State Museum, Carson City. Review and possible action to approve a contract for Independent Contractor Services with Central Sierra Construction for the repairs to the Pony Express Monument outside the historic Carson City Mint in the amount of \$2960 pending SHPO review and approval. Dr. Doris Dwyer made the motion to approve the contract between Nevada State Museum and Central Sierra Construction to repair the masonry on the Pony Express monument. Member Barber seconded. Motion carried without dissent. (9e2c)

21. The Chair took Item 9e2d, Nevada State Museum, Carson City. Review and possible action to approve a contract for Independent Contractor Services with Thompson Garage Doors for the replacement of an overhead door at the History Department, Indian Hills Collections Center in the amount of \$6459.45. Robert Ostrovsky made a motion to approve a contract for Independent Contractor Services with Thompson Garage Doors

- for the replacement of an overhead door at the History Department, Indian Hills Collections Center in the amount of \$6459.45. Member Barber seconded. Motion carried without dissent. (9e2d)
22. The Chair took Item 9e2e, Nevada State Museum, Carson City. Review and possible action to adopt revised Policy for the use of Coin Press No. 1 by Outside Organizations. Robert Ostrovsky made a motion to approve the Nevada State Museum use of Coin Press No. 1 for outside organizations that was included in the meeting packet. Member Dwyer seconded. Motion carried without dissent. (9e2e)
 23. The Chair took Item 9e2f, Nevada State Museum, Carson City. Request to deaccession CM-3723-G-22, 33, 45, 56, 65, 66, 75, 91, a series of picture frames that were erroneously assigned accession numbers and which do not meet any criteria for inclusion in the collections of the Nevada State Museum. Dr. Alicia Barber made a motion to deaccession CM-3723-G-22, 33, 45, 56, 65, 66, 75, 91, a series of picture frames that were erroneously assigned accession numbers and which do not meet any criteria for inclusion in the collections of the Nevada State Museum. Member Diamond seconded. Motion carried without dissent. Robert Ostrovsky made a motion to deaccession 109 and 110. Member Diamond seconded. Motion carried without dissent. (9e2f)
 24. The Chair took Item 9e3a, Nevada State Railroad Museum, Carson City. Request for consideration to waive admission fee for active duty and veteran military for Armed Forces Day, Saturday, May 19, 2018. Robert Ostrovsky made a motion to approve the request for consideration to waive admission fee for active duty and veteran military for Armed Forces Day, Saturday, May 19, 2018. Member Allison seconded. Motion carried without dissent. (9e3a)
 25. The Chair took Item 9e3b, Nevada State Railroad Museum, Carson City. Request to deaccession RM-3802, four Lionel large-scale "North Pole Railroad" sets donated in 1990. These do not conform to the museum collection criteria and will be used as expendable props during appropriate periods. Renee Diamond made a motion to approve the Request to deaccession RM-3802, four Lionel large-scale "North Pole Railroad" sets donated in 1990. Member Barber seconded. Motion carried without dissent. (9e3b)
 26. The Chair took Item 9e4a, Nevada State Railroad Museum, Boulder City. Update on project 17-A009, master plan and design effort for new and expanded facilities and visitor experience. Design effort was halted following submittal of the schematic design package in December 2017; pausing to initiate efforts to secure partial private financing for capital improvements. Also, report on upcoming planned special event to mark the reconnection of the rail line to Henderson and Las Vegas. Discussion was held. No action was taken. (9e4a)
 27. The Chair took Item 9e5, East Ely Railroad Depot Museum. Mr. Barton stated there nothing new to report to reestablish partnership for sale of site tickets and other matters of mutual benefit. Discussion was held. No action was taken. (9e5)
 28. The Chair took Item 9e6, Lost City Museum, Overton. Nothing new to report. No action was taken. (9e6)
 29. The Chair took Item 9e7a, Nevada State Museum, Las Vegas. Friends of the Nevada State Museum 2017 Impact Report. Mr. Barton reported the American Alliance of Museums has reaccredited the museum. Discussion was held. No action was taken. (9e7a)
 30. The Chair took Item 10a, Collections Committee. No update. No action was taken. (10a)
 31. The Chair took Item 10b, Strategic Planning. No update. No action was taken. (10b)

32. The Chair took Item 10c, Major Gifts. Robert Ostrovsky reported to the Board about fund raising for the Boulder City project, a meeting to be held April 2, 2018. Discussion was held. No action was taken. (10c)
33. The Chair took Item 10d, Facility Use. No update. No action was taken. (10d)
34. The Chair took Item 10e1, Finance Committee Report. Robert Ostrovsky reported to the Board regarding the Morgan Stanley investments for October-December 2017 and review of quarterly performance. Discussion was held. No action was taken. (10e1)
35. The Chair took Item 10e2, Finance Committee Report. Robert Ostrovsky stated that Morgan Stanley Investments were adjusted as requested. Discussion was held. No action was taken. (10e2)
36. The Chair took Item 10e3, Finance Committee Report. Member Ostrovsky made the motion to set the Finance Committee Meeting for May 14, 2018 beginning at noon at the Division Office in Carson City. Member Timmons seconded. Motion carried without dissent. (10e3)
37. The Chair took Item 10f, Membership. A Chair for the Membership Committee will need to be set at the next meeting in June 2018.
38. The Chair took Item 10g, Museum Store. Chairman Stoldal nominated Seth Schorr for the Chair of the Museum Store Committee. Member Ostrovsky seconded. Motion carried without dissent. (10g)
39. The Chair took Item 10h, Nevada State Prison. No update. No action was taken. (10h)
40. The Chair took Item 10i, Nevada Historical Society Relocation. Peter Barton updated the Board on recent conversations regarding the relocation of the Nevada Historical Society. Discussion was held. No action was taken. (10i)
41. The Chair took Item 10j1, Technology Report. Member Schorr reported on the NSM-LV as a test for public wi-fi, sponsored by the Friends of the NSM-LV. Seeks \$1500 in Board support to help offset equipment installation. FNSM-LV agrees to pay monthly charges. Robert Ostrovsky made a motion to approve the requested \$1500 to offset cost of equipment installation. Member Allison seconded. Motion carried without dissent. (10j)
42. The Chair took Item 10k, East Ely Depot Museum. No meetings have been held. Discussion was held. No action was taken. (10k)
43. The Chair took Item 10l, Marketing. Dr. Doris Dwyer made the motion to nominated Anthony Timmons as Chair of the Marketing Committee. Member Diamond seconded. Motion carried without dissent. (10l)
44. The Chair took Item 10m, Review and possible action to create a new committee for the Nevada Historical Society *Quarterly*. Chairman Stoldal nominated Dr. Alicia Barber chair of the Nevada Historical Society *Quarterly* Committee. Member Dwyer seconded. Motion carried without dissent. (10m)
45. The Chair took Item 11a, Private Budget Adjustments. No changes made by Division Administrator. (11a)
46. The Chair took Item 11b1, Private Budget Adjustments, Changes requested from the Board over \$5,000. Request to increase revenue authority in Budget Account 5039, NSM-LV, RGL 4025 by an added \$20,000 to reflect improving store sales. Request offsetting expenditure authority changes it increase Category 49, Museum store by and additional \$10,000 and Category 48 by \$10,000 to allow for added inventory purchases to support further store sales. Anthony Timmons made the motion to approve the request to increase revenue authority in Budget Account 5039, NSM-LV, RGL 4025 by an added \$20,000 to reflect improving store sales. Request offsetting expenditure authority changes it increase Category 49, Museum store by and additional \$10,000 and Category 48 by \$10,000 to allow for added inventory purchases to support further store sales. Member Diamond seconded. Motion carried without dissent. (11b1)

47. The Chair took Item 12; 1-7, Consent Agenda. Anthony Timmons made the motion to accept items listed on the Consent Agenda. Member Diamond seconded. Motion carried without dissent. Chairman Stoldal recused himself from Item 5 of the Consent Agenda. (12; 1-7)
48. The Chair took Item 13, Board Member Comment on Non-agendized Items. Anthony Timmons wanted to recognize the passing of the Red Rock ALM archaeologist who passed away recently. Robert Ostrovsky wanted to thank the Indian Commission for their invitation to hold the board meeting at their facility. (13)
49. The Chair took Item 14, Future Museum Board Agenda Items. Chairman Stoldal requested that the Nevada Historical Society *Quarterly* Committee have an update for the June meeting and a final report for the September meeting. Sherri Rupert requested possible consideration for future board agenda item regarding an update on the Stewart Indian School Cultural Center. (14)
50. The Chair took Item 15, Public Comment and Discussion. There was no public in person or on the phone. No public comment. (15)
51. The Chair adjourned the first day of the meeting at 3:27pm.

Transcript
BOARD OF MUSEUMS AND HISTORY
FINANCE COMMITTEE
May 14, 2018
Division of Museums and History
412 E. Musser Street, Suite 2
Carson City, NV 89701

BOARD MEMBERS PRESENT

Bob Ostrovsky, Chairman
Bob Stoldal, via teleconference
Anthony Timmons, via teleconference

MEMBER EXCUSED/ABSENT

Renee Diamond

DIVISION OF MUSEUMS AND HISTORY STAFF PRESENT

Peter Barton, Administrator, Division of Museums and History
Carrie Edlefsen, Administrative Services Officer II, Division of Museums and History
Lauri Brown, Administrative Assistant IV, Division of Museums and History

PUBLIC IN ATTENDANCE

Carol Murray

-
1. The Chair called the meeting to order at 12:00pm and confirmed a quorum was present and the meeting was posted in accordance with NRS 241. (1,2)
 2. Peter Barton requested the meeting be over by 1:30pm. (3)
 3. There was no public comment at this time. (4)
 4. The SFY 2019 Dedicated Trust Fund Budgets were reviewed individually, including staffing costs, base, maintenance and requested enhancements.
 5. The Nevada Historical Society *Quarterly* costs and assessments were discussed and it was recommended that complimentary copies be sent to all six Nevada Constitutional Officers, in addition to the 623 Legislators. The Board Chair will also urge each member of the Board to join as a member of the DM&H at the upcoming quarterly full Board meeting.
 6. The Chair took item 5A-5J Museum Dedicated Trust Fund Budgets for SFY 2019 (July 1, 2018 – June 30, 2019). Robert Stoldal made the motion to approve the recommended budget for B/A 5033 – B/A 5040. Member Timmons seconded. Mr. Stoldal amended the motion to include...staff has permission to do technical and editorial changes as needed for all budgets. Member Timmons seconded the amendment. Motion passed without dissent. (5A-5J)
 7. There was no public comment at this time. (6)
 8. The Chair adjourned the meeting. (7) Meeting adjourned at 1:00pm.



**Board of Museums and History
National and State Registers – Staff Report
June 14, 2018**

National Register of Historic Places

None.

Nevada State Register of Historic Places

None.

Certified Local Government Program

Over 2017, staff revised materials for the Certified Local Government program, a partnership program between the National Park Service, State Historic Preservation Offices, and local governments that create local historic preservation programs. To be certified, local governments must pass an historic preservation ordinance and create a citizen commission for historic preservation. The program revisions will make changes to the CLG Agreement governing certification in Nevada, including clarification of professional membership on preservation commissions, relaxation of requirements for local historic registers and design review, and adding a requirement for annual training. The materials will be available for public comment in May and June of 2018, and staff will be reaching out to local government partners directly for input. The primary goal of the program revisions is to encourage more participation of the CLG program by Nevada's rural cities and counties. New products include:

- *Revised CLG Agreement* – The CLG Agreement governs the legal relationship between the local government, Nevada SHPO, and the National Park Service. Due to extensive changes, and the fact that the current agreement form was devised in the mid-1980s, the Nevada SHPO is revising the agreement and will be negotiating with existing CLGs for re-signature. The new agreement clarifies professional membership on commissions (a federal requirement), eliminates the *requirement* for a local register and design review (although this will still be strongly encouraged, and adding an annual training requirement).
- *New CLG Handbook* – The Handbook is intended to be a helpful guide for current and aspiring CLGs about the various ways local governments can meet the program requirements, as well as preservation best practice under Nevada's current legal framework for historic preservation.
- *New Annual Review Form* – CLGs and SHPOs are required to report to the National Park Service each year about program achievements and developments. This form will provide more in-depth information from CLGs, including qualitative information that can help the SHPO in its role of assisting individual CLGs and providing guidance and technical expertise.
- *Model Ordinance* – Since state laws addressing and authorizing historic preservation activity vary significantly from state to state, the model ordinance is intended as the

State's best suggestion on how to structure an ordinance that is consistent with NRS 278, 383, and 384. This draft has been reviewed by the State Attorney General's office.

Listed Properties since March 2018

- MPDF for *Agriculture on the Carson River in Nevada's Douglas and Ormsby Counties* approved by the NPS on March 30.
- Wilhelm & William Lampe Ranch listed in the National Register on April 12.

Pending Nominations to the National Register

- Staff has a mostly finalized draft of the Lund Grade School, prepared by local community members. The nomination is expected for review at the Board's September meeting, tentatively scheduled to be held in Ely.
- Staff continues to draft a nomination on behalf of the City of Fallon for the Maine Street Historic District. Board review is expected at its December meeting. As a note, this historic district will have a large number of affected property owners who may wish to attend the review meeting and provide comment.
- As part of a focus on large-scale history and documentation projects, staff is in the process of completing reconnaissance-level surveys of several rural downtown areas to evaluate potential as historic districts. Furthermore, efforts to document the state's agricultural history and built environment continue, with large efforts planned in 2018 for agriculture in Washoe and Storey Counties, and possibly other areas in the state. Staff is working with (and seeking) supportive property owners for nominations as part of these efforts. The assistance of the Board in this pursuit is encouraged.
- Staff continues to support private citizens and other entities that are pursuing nominations of property to the National Register. Nominations that are in draft at present include the El Rancho Hotel & Casino in Wells (Elko County). As staff is not authoring this nomination, the timeline for its submission to the Board is unknown at present. Staff hopes it will be available for review in the 2018 calendar year.

Pending Nominations to the Nevada State Register

- There are several active inquiries for State Register nominations, but no completed nominations have been received. It is unknown when any completed nominations will be available for Board review.

AN AGREEMENT REGARDING THE HISTORIC PRESERVATION CERTIFIED LOCAL GOVERNMENT PROGRAM

WHEREAS the Nevada State Historic Preservation Officer (SHPO) has determined that _____ [local government] _____, a local government in the State of Nevada, meets the basic requirements for the Certified Local Government Program as provided by the National Historic Preservation Amendments of 1980 (P.L. 96-515) and 36 CFR 61.6, and further defined by the *Nevada Certified Local Government Handbook* (the Handbook).

WHEAREAS _____ [local government] _____ has made formal application testifying to the fact that it meets the basic requirements to be certified under the Certified Local Government Program.

NOW, THEREFORE, the SHPO certifies that the local government meets the requirements for certification, and the SHPO and _____ [local government] _____ agree to the following conditions:

A. _____ [local government] _____ agrees to do the following:

1. To maintain an adequate and qualified historic preservation commission established by State or local law as required in the Handbook. Said commission shall include no less than five (5) members. A minimum of one (1) appointed commissioner will meet the *Secretary of the Interior's Professional Qualifications Standards* in a preservation-related field, as defined in the Handbook, unless alternatives have been agreed to by the undersigned. The commission will hold no less than four (4) meetings (with quorum established) per state fiscal year.
2. To designate a representative to serve as the point of contact between the SHPO and the local government.
3. That at least one (1) commissioner from the local government's historic preservation commission, and the certified local government's representative as established in item 2 above, shall attend a training event related to historic preservation once per state fiscal year, as outlined in the Handbook.
4. To pass and implement a local ordinance consistent with 36 CFR 61.6, Nevada Revised Statutes (NRS) Chapters 278, 383, and 384, and other applicable federal and state regulations and guidelines pertaining to historic preservation.
5. To utilize the *Secretary of the Interior's Standards and Guidelines for Archeology and Historic Preservation*, including the *Standards for Treatment of Historic Properties*, in any review of development on any historic properties designated and protected by the local government.
6. To maintain a system for the survey and inventory of historic properties as required under 36 CFR 61.6 and clarified in the Handbook.
7. To provide for adequate public participation in local historic preservation programs, consistent with 36 CFR 61, NRS 241, and the Handbook.
8. To supply to the SHPO, on an annual basis at minimum, documentation on updates to the local program, including new commissioners, new historic designations, changes to local ordinances or procedures, etc.

B. The SHPO agrees to the following:

1. To conduct periodic reviews and audits of the certified local government at least once every four (4) years.

2. To make available, on a competitive basis with other certified local governments, at least ten percent (10%) of Nevada's Historic Preservation Fund apportionment each federal fiscal year.
3. To provide assistance to the certified local government regarding historic preservation and grants management as required, including at least one (1) training opportunity that is reasonably accessible to the CLG each state fiscal year, as defined in the Handbook.
4. To comply with all other conditions outlined in 36 CFR 61.6 and the Handbook.

Execution of this Agreement evidences that the SHPO and [local government] agree to the terms as described above. This Agreement, if found lacking, can be rejected by National Park Service within fifteen (15) days of receipt. If this occurs, certification is withdrawn.

[local government] understands that decertification can occur if the local government requests it or ceases to meet any of the conditions of this Agreement.

DEPARTMENT OF CONSERVATION
AND NATURAL RESOURCES
State Historic Preservation Office

LOCAL GOVERNMENT

Authorized Signature

State Historic Preservation Officer

Name & Title (please type or print)

Date: _____

Date: _____



NEVADA
**STATE HISTORIC
PRESERVATION OFFICE**

Agenda item 8b2

Department of Conservation and Natural Resources

Brian Sandoval, Governor
Bradley Crowell, Director
Rebecca L. Palmer, Administrator, SHPO

May 16, 2018

MEMORANDUM

TO: BOARD OF MUSEUMS AND HISTORY

FROM: REBECCA PALMER, State Historic Preservation Officer

SUBJECT: STAFF REPORT

Attached is the list of pending and listed National Register and State Register resources reviewed by the Board from 2000 to present as requested. This document only includes nominations reviewed by the Board.

Name of Resource	City	County	Date Reviewed by the Board of Museums and History	Current Status	SHPO Comments or Action
Fire Stations in Nevada MPDF	State-wide	State-wide	11/30/2017	Approved for use, 2/5/2018	
Pioche Fire House	Pioche	Lincoln	11/30/2017	Listed, 2/5/2018	
Ely City Hall and Fire Station	Ely	White Pine	11/30/2017	Listed 2/5/2018	
Sandstone Ranch - Additional Doc. & Boundary Increase	Blue Diamond	Clark	11/30/2017	At Keeper awaiting approval	
Church of Jesus Christ of Latter Day Saints Administration & Cultural Center (Reed Whipple Center)	Las Vegas	Clark	11/30/2017	Returned by Keeper	Comments received from NPS; forwarded to CLG (Las Vegas) for decision on future action
Agriculture on the Carson River in Nevada's Douglas and Ormsby Counties	Multiple	Carson; Douglas	6/15/2017	Approved for use, 3/12/2018	
Lampe, Wilhelm & William, Ranch	Gardnerville	Douglas	6/15/2017	Listed, 4/12/2018	
Newlands Heights Historic District	Reno	Washoe	9/14/2016	Listed, 12/27/2016	
Douglass-Frey Ranch	near Fallon	Churchill	9/11/2015	Listed, 11/17/2015	

Status of all National Register Nominations Reviewed by the Board of Museums and History since 2005

Name of Resource	City	County	Date Reviewed by the Board of Museums and History	Current Status	SHPO Comments or Action
Las Vegas Grammar School - Amendment	Las Vegas	Clark	6/19/2015	Approved by Keeper, 10/2/2015	
Nevada State Prison	Carson City	Carson City	4/8/2015	Listed 10/2/2015	
Nevada Northern Railway - McGill Depot	McGill	White Pine	12/12/2014	Listed 2/17/2015	
Harrison's Guest House	Las Vegas	Clark	12/12/2014	Listed 5/3/2016	
Hampton-Sullivan House	Virginia City	Storey	3/7/2014	Returned by Keeper; already listed in NRHP under selected Area of Significance	No SHPO action pending
<i>de-ek wadapush</i> (Cave Rock)	Lincoln Park	Douglas	4/11/2013	Listed 1/31/2017	
El Cortez Hotel & Casino	Las Vegas	Clark	12/7/2012	Listed 2/13/2013	
Reno Southern Pacific Railroad Depot	Reno	Washoe	9/14/2012	Listed 11/12/2012	
Washoe County Library	Reno	Washoe	9/14/2012	Listed 2/13/2013	
Morelli House	Las Vegas	Clark	12/2/2011	Listed 6/3/2012	
Westside Historic District	Carson City	Carson City	9/9/2011	Listed 11/2/2011	
Galena Creek Schoolhouse	Reno	Washoe	3/11/2011	Listed 5/4/2011	
Piper, Henry, House	Virginia City	Storey	3/11/2011	Listed 5/4/2011	
"Welcome to Fabulous Las Vegas" Sign	Las Vegas	Clark	3/13/2009	Listed 5/1/2009	

Status of all National Register Nominations Reviewed by the Board of Museums and History since 2005

Name of Resource	City	County	Date Reviewed by the Board of Museums and History	Current Status	SHPO Comments or Action
Las Vegas Post Office and CH - NHL (courtesy review)	Las Vegas	Clark	3/13/2009	Returned by NHL program; National significance not adequately demonstrated	No SHPO action pending
Berkley Square Historic District	Las Vegas	Clark	12/5/2008	Listed 10/23/2009	
Lorenzi Park	Las Vegas	Clark	12/5/2008	Returned by Keeper – Period of Significance and issues with context	No SHPO action pending
Las Vegas Main Street Historic District	Las Vegas	Clark	12/5/2008 and 12-14-2006	Significant owner objection in nominated area; the Board of Museums and History voted to adjust boundaries and reconsider district; application not resubmitted by the City.	No SHPO action pending. <i>Note on NRHP boundaries: boundaries should be based on historical extent of nominated area and integrity, not on owner objection. District nominations that exclude contributing elements due to owner objection may be rejected by the Keeper.</i>
Walking Box Ranch	Searchlight	Clark	9/5/2008	Listed 1/30/2009	
Cottage Schools, The	Fallon	Churchill	3/19/2008	Listed 6/10/2008	
Veterans of Foreign Wars Building	Reno	Washoe	3/19/2008	Listed 6/10/2008	
Smith Hotel--Cornelius Hotel	Caliente	Lincoln	3/19/2008	Listed 6/10/2008	
Schools in Nevada MPDF	Statewide	Statewide	12/3/2007	Approved by Keeper, 2/19/2008	

Status of all National Register Nominations Reviewed by the Board of Museums and History since 2005

Name of Resource	City	County	Date Reviewed by the Board of Museums and History	Current Status	SHPO Comments or Action
Gardnerville Elementary School	Gardnerville	Douglas	12/3/2007	Listed 2/19/2008	
Minden Elementary School	Minden	Douglas	12/3/2007	Listed 2/19/2008	
Bank of Sparks	Sparks	Washoe	6/14/2007	Listed 9/28/2007	
Robison House	Sparks	Washoe	6/7/2006	Listed 9/29/2006	
Woodlawn Cemetery	Las Vegas	Clark	6/7/2006	Listed 11/21/2006	
Fleischmann Atmospherium Planeterium - Amendment	Reno	Washoe	3/1/2006	Approved by Keeper, 4/21/2006	Amendment argued for national significance for the Planeterium, listed in the NRHP in 1994
Federal Building and Post Office	Fallon	Churchill	12/7/2005	Listed 3/8/2006	
Manhattan School	Manhattan	Nye	12/7/2005	Listed 3/8/2006	
Kind, J. Clarence, House	Reno	Washoe	6/1/2005	Listed 10/5/2005	
US Post Office, Ely, Nevada	Ely	White Pine	6/1/2005	Listed 10/5/2005	
McKeen Motor Car #70	Carson City	Carson City	6/1/2005	Listed 9/6/2005	
Foreman-Roberts House - Amendment	Carson City	Carson City	4/5/2005	Approved by Keeper, 5/27/2005	Amended to correct construction date to 1863-1864, changed name to Foreman-Roberts house, and period of significance to 1863-1874, along with corrections to errors in 1978 NRHP nomination.
Fernley and Lassen Railway Depot	Fernley	Lyon	4/5/2005	Listed 6/1/2005	

Status of all National Register Nominations Reviewed by the Board of Museums and History since 2005

Name of Resource	City	County	Date Reviewed by the Board of Museums and History	Current Status	SHPO Comments or Action
Las Vegas Post Office and CH - Amendment	Las Vegas	Clark	4/5/2005	Approved by Keeper, 5/27/2005	Amended 1983 NRHP listing to include role in the 1950 Kefauver Hearings
Miller-Rowe/Holgate House	Reno	Washoe	4/5/2005	Listed 5/26/2005	
Winnemucca Hotel	Winnemucca	Humboldt	4/5/2005	Listed 5/26/2005	
St. Thomas Memorial Cemetery	Overton	Clark	12/1/2004	Listed 1/20/2005	
Pioneer Theater-- Auditorium	Reno	Washoe	12/1/2004	Listed 1/19/2005	
Virginia and Truckee Railway Locomotive #27	Carson City	Carson City	9/8/2004	Listed 10/27/2004	
Fallon City Hall	Fallon	Churchill	9/8/2004	Listed 10/27/2004	
Burke--Berryman House	Reno	Washoe	6/8/2004	Listed 9/15/2004	
Reese--Johnson--Virgin House	Genoa	Douglas	6/8/2004	Listed 7/21/2004	
Midas Schoolhouse	Midas	Elko	6/8/2004	Listed 7/21/2004	
Central Pacific Railroad Depot	Lovelock	Pershing	3/3/2004	Listed 4/15/2004	
Wadsworth Union Church	Wadsworth	Washoe	3/3/2004	Listed 4/15/2004	
TAHOE (Shipwreck)	Glenbrook	Douglas	12/12/2003	Listed 2/11/2004	
Garvey, Luella, House	Reno	Washoe	12/12/2003	Listed 1/28/2004	
Clark Avenue Railroad Underpass	Las Vegas	Clark	12/12/2003	Listed 1/28/2004	
Alpha Tau Omega Fraternity House	Reno	Washoe	12/12/2003	Listed 1/28/2004	
Martin Hotel	Winnemucca	Humboldt	9/9/2003	Listed 10/24/2003	

Status of all National Register Nominations Reviewed by the Board of Museums and History since 2005

Name of Resource	City	County	Date Reviewed by the Board of Museums and History	Current Status	SHPO Comments or Action
Nevada Central Turntable	Austin	Lander	6/25/2003	Listed 8/14/2003	
St. Augustine's Catholic Church	Austin	Lander	6/25/2003	Listed 8/14/2003	
Stokes Castle	Austin	Lander	6/25/2003	Listed 8/14/2003	
Austin Masonic and Odd Fellows Hall	Austin	Lander	6/25/2003	Listed 8/14/2003	
St. George's Episcopal Church	Austin	Lander	6/25/2003	Listed 8/14/2003	
Austin City Hall	Austin	Lander	6/25/2003	Listed 8/14/2003	
Austin Cemetery	Austin	Lander	6/25/2003	Listed 8/14/2003	
Gridley Store	Austin	Lander	6/25/2003	Listed 8/14/2003	
Austin Methodist Church	Austin	Lander	6/25/2003	Listed 8/14/2003	
Lander County Courthouse	Austin	Lander	6/25/2003	Listed 8/14/2003	
Upson, Pearl, House	Reno	Washoe	6/25/2003	Listed 8/14/2003	
Patrick Ranch House	Reno	Washoe	3/12/2003	Listed 5/16/2003	
Field Matron's Cottage	Reno	Washoe	3/12/2003	Listed 5/16/2003	
Gardnerville Branch Jail	Gardnerville	Douglas	3/12/2003	Listed 5/16/2003	
Fernley Community Church	Fernley	Lyon	3/12/2003	Listed 5/16/2003	
Holy Trinity Episcopal Church	Fallon	Churchill	3/12/2003	Listed 5/16/2003	
John S. Park Historic District	Las Vegas	Clark	3/12/2003	Listed 5/16/2003	
Nichols, Mary Lee, School	Sparks	Washoe	9/13/2002	Listed 10/31/2002	
Greystone Castle	Reno	Washoe	6/11/2002	Listed 8/22/2002	
Barnard, W.E., House	Reno	Washoe	6/11/2002	Listed 8/22/2002	

Status of all National Register Nominations Reviewed by the Board of Museums and History since 2005

Name of Resource	City	County	Date Reviewed by the Board of Museums and History	Current Status	SHPO Comments or Action
1938 Lincoln County Courthouse	Pioche	Lincoln	3/12/2002, returned w/ comment; 6/11/2002 approved	Listed 7/25/2002	
LDS Moapa Stake Office Building	Overton	Clark	6/11/2002	Listed 7/25/2002	
Hawthorne USO Building	Hawthorne	Mineral	3/12/2002	Listed 2/18/2005	
Hazen Store	Hazen	Churchill	12/11/2001	Listed 1/28/2002	
Churchill County Jail	Fallon	Churchill	12/11/2001	Listed 4/9/2002	
Douglass, Robert L., House	Fallon	Churchill	6/12/2001	Listed 8/13/2001	
Royal Rooming House	Reno	Washoe	6/12/2001	Not filed w/ Keeper due to owner objection	No SHPO action pending
Bethel AME Church	Reno	Washoe	3/21/2001	Listed 6/12/2001	
Gale, Lena N., Cabin	Zephyr Cove	Douglas	3/21/2001	Listed 6/12/2001	
Jobs Peak Ranch	Genoa	Douglas	9/18/2001	Listed 1/11/2001	
Boulder Dam - Los Angeles 287.5 kV Transmission Line	Boulder City (vicinity)	Clark	12/12/2000	Federal nomination by CA BLM submitted to Keeper without NV comment; BMH comments forwarded to Keeper; nomination still pending	No SHPO action pending
Whittell Estate	Incline Village	Washoe	6/5/2000	Listed 10/27/2000	
Lander County High School	Austin	Lander	6/5/2000	Listed 7/20/2000	

Status of all National Register Nominations Reviewed by the Board of Museums and History since 2005

Name of Resource	City	County	Date Reviewed by the Board of Museums and History	Current Status	SHPO Comments or Action
Withers Log House	Crystal Bay	Washoe	3/25/2000	Listed 4/6/2000	
Twaddle--Pedroli Ranch	Washoe Valley	Washoe	3/25/2000	Listed 4/6/2000	
Nystrom Guest House	Reno	Washoe	3/25/2000	Listed 4/6/2000	
Farmers' Bank of Carson Valley	Minden	Douglas	3/25/2000	Listed 4/6/2000	
Peavine Ranch	Reno	Washoe	3/25/2000	Listed 4/6/2000	

Peter Barton

From: Chaunsey Chau-Duong <Chaunsey.Chau-Duong@lvvwd.com>
Sent: Thursday, March 22, 2018 11:22 AM
Cc: Dawn Barraclough
Subject: On behalf of the Springs Preserve & Nevada State Museum, we would like to say, Thank you!

Hi Everyone!

On behalf of the Springs Preserve and Nevada State Museum, we just wanted to send an email to thank all of you for showcasing your exhibits at yesterday's Nevada Museum Showcase. We've received such rave reviews and positive feedback from visitors who attended the event, and know that it would not have been a successful event without the help of all of you! There were numerous visitors who personally came up to me to tell me how wonderful the event was and how they appreciated all the museums and cultural institutions that participated. For those of you interested in the number of visitors to the day event and VIP event they are as follows:

Day attendance: 1,114 (excluding 250 students on field trips)
VIP event attendance: 117

We certainly hope you enjoyed the showcase and again, thank you for your participation!

All the best,
-Chaunsey & Dawn

**Division of Museums and History
Personnel Vacancy Log**

Agenda item 8c7

rev. 06.04.2018

MUSEUM	POSITION	PCN #	FTE	VACANT	STATUS
Nevada State Museum, CC	Curator I/Registrar	00030	1.00	6/29/2018	Recruitment anticipated on or about 6/15/2018
Nevada Historical Society	Curator II/Education	00016	1.0	12/3/2017	In final interview and selection phase
Nevada State Museum - LV	Museum Attendant II	00056	1.0	5/22/2017	Agency placed hold
Lost City Museum	Museum Director II	00001	1.0	5/11/2018	Open recruitment underway
Lost City Museum	Exhibit Preparator	00003	1.0	1/11/2018	Under Agency Review for possible reclass

AGENCY	FTE Authorized
LCM - 1350	7.05
NHS - 2870	7.00
NSM-CC - 2940	20.53
DMH - 2941	4.00
NSM-LV - 2943	19.51
NSRM - 4216 (combined)	15.51
Total FTE Count:	73.60

NEVADA MUSEUMS & HISTORY



PIO Report June 2018

By Guy Clifton

It's been a banner quarter for Nevada Museums & History with the most coverage and most diverse coverage in the 16 months since I joined the team in January of 2017. Newspapers, television, radio and news websites carried coverage of our events both north and south and Nevada State Museum Carson City also had a mention and photograph in the 1-million-plus circulation VIA Magazine.

The opening of the "Finding Fremont" exhibit at Nevada State Museum Las Vegas and the "Final Spike Ceremony" at the Nevada State Railroad Museum in Boulder City were two events that gave us extensive coverage both in print and television, but they were not alone. The Nevada State Museum Carson City was a frequent feature on page 1 of the Nevada Appeal; the Nevada Historical Society had a double-truck feature inside the Reno News & Review; and the Nevada State Railroad Museum had consistent coverage.

The Nevada State Railroad Museum Carson City was the subject of a one-hour program on "Old Tales of Nevada." I'll include the URL for this one via YouTube.

https://www.youtube.com/watch?v=tp4_PLRahvQ&feature=share

Instead of providing the board URL addresses to past articles as I've done in previous reports, this one gives you a look at some of the coverage we received.

Celebration of Hawaiian Culture Coming to The Nevada State Museum This Weekend

Posted on April 26, 2018

A celebration of Hawaiian culture is coming to the Nevada State Museum Saturday. The Museum, in cooperation with the Carson City Cultural Commission and Carson City Culture and Tourism Authority, is hosting Lei Day from 10 a.m. to 1 p.m., with traditional Hawaiian music, hula dancers, lei-making demonstrations and hands-on activities for kids. The event is free and open to the public. The Nevada State Museum is located at 600 N. Carson St., Carson City. Regular hours are 8:30 a.m. to 4:30 p.m. Tuesday through Saturday.

Filed Under: KOH Local News

2 NEWS Coverage You Can Count On
CBS 2 News 3 CBS NEWS ANTENNA TV 71°
HOME NEWS TRAFFIC WEATHER SPORTS HEALTH WHAT'S ON

Recommend 2 50 f t p e 2

Reno Celebrates 150 Years at Greater Nevada Field

Posted: May 08, 2018 10:13 PM PDT

Updated: May 17, 2018 9:34 AM PDT

By Chris Buckley **CORRECT**



5/9 11 p.m. Reno 150 Celebration
02:18



5/9 6:30 p.m. Reno's Biggest Little Birthday
02:52

PREVIOUS

1 2

NEXT

150
Serving Carson City
for over 150 years

NEVADA APPEAL

\$1.50 | Vol. 153 - No. 300 | Your Life. Your Community. Your News. | Sunday, April 29, 2018

MAY DAY IS LEI DAY



BRAD COMAN/NEVADA APPEAL
perform Saturday after-
luseum's 'May Day is Lei
kawaiian culture. The
the Carson City Cultural
Culture and Tourism
lei to Sophie Flaherty





Dean Heller

@SenDeanHeller

Following



Great to be in Boulder City with
[@GovSandoval](#) and Mayor [@debra_march](#) for
today's Last Spike Ceremony at Railroad Pass.



4:21 PM - 13 Apr 2018

6 Retweets 26 Likes



May 23, 2018

Currently: 82° — Complete forecast



17

Tell c

Paid for

NEWS

BUSINESS

SPORTS

POLITICS

OPINION

ENTERTAINMENT

CALENDAR

HEALTH

I

Betting

Las Vegas Raiders

Rebels

Vegas Mass Shooting

Gaming

Golden Knights

Smith's World


Marijuana La

Nevada Museum Last Spike Ceremony, more photos

0 Comments



0



Via > Destinations > Sweet Stops: Northern Nevada's Old-School Charm

Sweet Stops: Northern Nevada's Old-School Charm

Venture beyond Reno to these five charming stopovers loaded with history, cultural events, fine shops, and great eats.

By Aaron Carnes | May 2018



PHOTO COURTESY OF SYDNEY MARTINEZ / TRAVELNEVADA

A Columbian mammoth stands tall at the Nevada State Museum.

Buy it. Sell it. Trade it

SHOP NOW



YOUR AD HERE

Mina Stafford joins Nevada State Museum as education curator

Guy Clifton
Travel Nevada
March 19, 2018

 Share
  Tweet
  Comments (0)
 





Guy Clifton/Travel Nevada |

Mina Stafford is the new curator of education at the Nevada State Museum in Carson City. Guy Clifton/Travel Nevada

Mina Stafford not only loves history and what museums have to offer, she especially loves sharing it with others.

"When I was an undergrad at the University of Arizona, I happened upon the Arizona State Museum and took a class that was teaching undergrad students how to give tours to elementary school students," said Stafford, the new curator of education at the Nevada State Museum. "I just loved that class. That was great. So I changed by major (from psychology) over to anthropology and I studied linguistics and cultural anthropology."

She also came to realize she wanted to be a part of sharing the stories a museum holds.



THERE'S ONLY ONE YOU
BE TREATED THAT WAY

LEARN MORE



YOUR AD HERE

Carson City eighth-grader from Eagle Valley Middle School wins Discover Your Nevada essay contest

Kaleb M. Roedel
kroedel@nnbw.biz
May 16, 2018

Share (97) Tweet Comments (1)



Kaleb M. Roedel / Nevada Appeal

Nadia Hill, center, is recognized as the 2018 Discover Your Nevada essay contest winner on Thursday at the Nevada Historical Society. Pictured from left are Bethany Drysdale (TravelNevada), Steve Canavero (Nevada Department of Education), Hill, and Peter Barton (Nevada Division of Museums and History).

RENO — Carson City eighth-grader Nadia Hill has one place in Nevada she wants to fully experience more than anywhere else. It's not Reno, it's not Tahoe, and it's not Vegas.

It's the Clown Motel in Tonopah.

The student at Eagle Valley Middle School in Carson City will soon get that opportunity after winning the second annual 2018 Discover Your Nevada essay contest, organized by the Nevada Division of Tourism (TravelNevada) and Nevada Department of Education.

More than 100 eighth graders across the state submitted an essay, which could focus on either a



NEWS SPORTS FIRST NATION'S EVENTS LAHONTAN VALLEY

Obits **Local** Government Crime Opinion Announcements Nation/World



Iconic Nevada basket weaver Dat So La Lee subject of lecture on April 26

Guy Clifton
Travel Nevada
April 16, 2018

f Share (16) t Tweet c Comments (0) e B +



Sue Ann Monteleone is the registrar at the Nevada State Museum and has spent more than 20 years researching the museum's basket collection and famed basketmaker Dat So La Lee.

Courtesy Nevada State Museum

Sue Ann Monteleone is the registrar at the Nevada State Museum and has spent more than 20 years researching the museum's basket collection and famed...

Like other masters of the arts world, the creations of the famous Native American basket maker Dat So La Lee are timeless.

Her baskets remain coveted by collectors and can be found in top museums throughout the country, including the Smithsonian in Washington, D.C., the Nevada State Museum and Nevada Historical Society.

Her work — much of it done in Carson City and at Lake Tahoe — helped feed the Arts & Craft movement and "Basket Craze" of the early 20th century. At the time, her baskets could sell at up to \$2,000. Today, some have been appraised at more

< PREV | 3 of 3 images | NEXT >

Prehistoric rock art subject of Nevada State Museum lecture

May 16, 2018

SUBSCRIBE FOR 33¢ / DAY



Lynette Fernandes of Seattle, Lyma Fernandes of India and Liz McFarland of Reno examine a petroglyph at Grimes Point near Fallon.

THE FIRST SURVIVOR OF

alzheimer's association

OUT THERE

ELKO DAILY

You

As of May 2018, Elko Cooper Jones is in school

Freshman

Sophomore

Juni

Senior

Create your own at

The Record-Courier

Serving Minden-Gardnerville & Carson V

NEWS SPORTS ENTERTAINMENT FIRST NATION'S DINING MAGAZINES

Crime Obituaries Running Commentary **Local** Opinion Announcements Business

Read American
Indian News of NV
& Eastern Sierras of CA

**FIRST
NATION'S** **FOCUS**

YOUR AD HERE

Nevada State Museum exhibit features gifts from Korea

by Guy Clifton
Travel Nevada
February 27, 2018

[f Share](#) [t Tweet](#) [Comments \(0\)](#) [Email](#) [Print](#) [+](#)



This replica of the Silla Crown, presented to Nevada by Korea, is on display at the Nevada State Museum. Photo by Myron Freedman, Nevada State Museum

The 2018 Winter Olympics in South Korea inspired curators at the Nevada State Museum to think about some of the interesting Korean artifacts in the museum's collections – and how they came to be here.

A selection of those artifacts are on display in the museum's Nevada Stories Gallery.

The crown jewel of the exhibit is a replica of one of Korea's national treasures – a golden artifact known as the Silla Crown. The original, excavated in 1921 from a royal tomb in the ancient kingdom of Silla, near modern day Gyeongju in southeastern Korea, is housed in the Gyeongju National Museum.

The museum's replica came to the state as a "thank you" gift.

 Recommend 23
 





4

Governor's Office Shows Importance of Nevada's History

Posted: Apr 13, 2018 5:59 PM PDT
Updated: Apr 23, 2018 7:08 AM PDT

By Paul Nelson [CONNECT](#)



4/13 6:30 p.m. NV
Museum Warehouse
03:14



4/13 5:30 p.m. Sandoval
Artifacts
03:18

PREVIOUS

1

NEXT

When Governor Brian Sandoval moved into the state's top office more than seven years ago, he decorated it on his own. He originally wanted to designate one wall with a Nevada landscape, but then he was encouraged to go to the Nevada State Museum's collection center to find some items to work with.

"It reminded me of Indiana Jones and the movie and you go into this warehouse and there's these rows of old artifacts," Sandoval said.

What he found was something he never expected.



ADVERTISEMENT

John C. Fremont exhibit (and cannon) marching into Las Vegas



John C. Fremont exhibit to open at Nevada State Museum



By Henry Green / Las Vegas Review-Journal
April 1, 2018 - 11:54 pm



3 photos from page



VIEW PHOTO GALLERY

14 photos

NEVADA PUBLIC RADIO® an npr member station

NEWS
89.9 knpr

CLASSICAL
89.7 knv

DISCOVER MUSIC
NV89

MAGAZINE
desert companion

Programs

Events

About

Box Office

knpr KNPR's State of Nevada


Explorer John C. Fremont's Legacy: Famed Pathfinder Or War Criminal?

[Tweet](#)

[Share on Facebook](#)

[Share on Google+](#)

[Email](#)



By Baker & Godwin via Wikimedia Commons

A woodcut poster for his 1856 Republican presidential campaign shows John C. Fremont planting Old Glory atop the Rocky Mountains.

arts&culture

Like 23 Share

Tweet

Tokens of history

Collectors will gather to buy, sell and trade gambling memorabilia at the Nevada Historical Society

By Jeri Chadwell

This article was published on **05.03.18**.

Steve Blust has been collecting casino chips for about two decades now. Blust, who worked for many years as an editor for the Sacramento Bee, said his interest in history and Sacramento's close proximity to Lake Tahoe and Reno led him to the hobby.

"The history was the big pull for me, and that's still the main attraction for me," Blust said. "I love learning about where places used to be. As an example, the Crystal Bay Club on the north shore of Lake Tahoe started out in the late 1930s as a place called the Ta-Neva-Ho. ... I have some chips from the Ta-Neva-Ho from the late '30s in my collections."

Blust hesitated to estimate how large his chip collection grew. But it's smaller now.

"I used to collect from Canada and Australia, the Caribbean," he explained. "When I first got into the hobby—and this is what a lot of people do—I started collecting everything. And then you realize pretty quickly that you can't collect everything unless you win the lottery."

Over the years, Blust began to focus his



Howard Herz is the coordinator of the American Gaming Archives.

PHOTO/JERI CHADWELL

The Chip Dig and Gaming Collectibles Show will take place at the Nevada Historical Society, 1650 N. Virginia St., from 10 a.m. to 4 p.m., May 12.

May 23, 2018

Currently: 82° – Complete forecast



17°
Tell c
Paid for

NEWS BUSINESS SPORTS POLITICS OPINION ENTERTAINMENT CALENDAR HEALTH L
Betting Las Vegas Raiders Rebels Vegas Mass Shooting Gaming Golden Knights Smith's World Marijuana Lav

Nevada Museum Last Spike Ceremony, more photos

0 Comments





Home >> Local >> Local Las Vegas

Restored rail line reconnects Southern Nevada cities



A train returns to pick up attendees from an event hosted by the Nevada State Railroad Museum in Boulder City, Nevada on Friday, April 13, 2018. Andrea Comejo Las Vegas Review-Journal @dreacomejo



By Art Marroquin / Las Vegas Review-Journal
April 13, 2018 - 6:30 pm





LAS VEGAS
REVIEW-JOURNAL

NEWS LOCAL SPORTS BUSINESS OPINION CRIME ENTERTAINMENT LIFE VIDEOS

Home >> Entertainment >> Arts & Culture

Costume curator helps preserve Las Vegas' showgirl past



Karan Feder, guest curator of costume & textiles, on Thursday, February 22, 2018, at the Nevada State Museum, in Las Vegas. Benjamin Hager Las Vegas Review-Journal @benjaminhphoto



By Carol Cling / Las Vegas Review-Journal
March 6, 2018 - 10:27 am



[Home](#) / [Community](#) / [Article](#)

Female author book signing Saturday in Carson City



Nevada State Museum. Photo by Guy Clifton/Travel Nevada.



[Home](#) ▸ [Explore Tahoe](#) ▸ [History](#) ▸ [Myron Lake: Reno's Avaricious Founder, Part I](#)

Myron Lake: Reno's Avaricious Founder, Part I

By **Mark McLaughlin** - May 23, 2018



local stories > 15 minutes

Like 0 Share

Tweet

Press agent

By [Jeri Chadwell](#)

This article was published on [02.13.18](#).

Bob Nysten, the curator of history at the Nevada State Museum in Carson City, says the museum's Coin Press No. 1—which struck its first coin at the Carson City Mint in 1870—has been returned to operation for demonstrations, after a year of repairs and restoration. The demonstrations will take place on the last Friday of each month from 9 a.m. to 12 p.m. and from 1 to 4 p.m. Visitors can purchase a blank silver planchet to have struck with a commemorative design in the press.

The press was down for a year. Were the repairs quite extensive or serious?

We had to have several parts replaced. The press had gone 40 years since it had its last major rehabilitation, back in 1975—just before it went into operation for the bicentennial. That's when it got totally rebuilt and then put into service here to make medallions for the bicentennial. ... It was due for a major overhaul.

I've heard that it had a major failure that was fixed by machinists at the Virginia & Truckee back when it was only like eight years old.

Right. That was an amazing thing. That's why it even exists today, we believe. It was the first press here when the operation started in 1870. In 1878, it suffered this malfunction that cracked the upper frame of the press, so they had to decide if they were going to ship it back to the original manufacturer back in



Advertisement

GOODBYE LEATHER WALLET.
HELLO TO THE FUTURE.

SEARCH THE SITE

Google Custom Search

TOOLBOX

[PRINT FRIENDLY](#)

[ADJUST FONT SIZE](#)

[LINK TO THIS STORY](#)


[RSS FEEDS](#)

RN&R
sweetdeals



RN&R sweetdeals
Like

The sweetest deal
50% OFF Element
RN&R Sweetdeals!
[sweetdeals.newsreview.com/crosite/8745?utm_source=](#)
(View photo)



opinion

Guest Comment: ...



Summit Club Apartments

Summit Club Apartments is seeking qualified minorities and woman, and certified and qualified entities owned by minorities and woman to apply for opportunities related to the construction of the project.

[Click to Email](#)

YOUR AD HERE

Mina Stafford has been appointed curator at Nevada State Museum

March 22, 2018

[f Share](#) [t Tweet](#) [Comments \(0\)](#) [Email](#) [Print](#) [+](#)

Stafford

[f Share](#) [t Tweet](#) [+](#)

0 Comments

Mina Stafford has been named education curator at the Nevada State Museum in Carson City.

Stafford previously served as the education curator at the Pima Air and Space Museum in Tucson, Ariz.

She Stafford studied as an undergraduate at the University of Arizona and graduate school at George Washington University in Washington, D.C.

Sort by [Newest](#)



**REPORT TO THE
 BOARD OF MUSEUMS AND HISTORY
 JUNE 14-15, 2018**

I. Private Funds Budget Summary

	<u>GL/Cat#</u>	<u>Budget</u>	<u>Actuals</u>	<u>Year to Date</u>
Cash From Prev Fiscal Year Unrestricted	2511	137,965	137,965	100.00%
Cash From Prev Fiscal Year Restricted	2511	1,100,920	1,100,920	100.00%
<u>Comparison of Revenues Budgeted/ Received:</u>				
Memberships *	4008	17,111	19,290	112.73%
Photograph Sales	4010	8,902	6,918	77.71%
Printing Sales	4011	1,512	766	50.67%
Merchandise Sales *	4025	15,476	11,018	71.19%
Gifts & Donations	4251	3,278	1,743	53.18%
Private Grants	4265	1,074,764	16,978	1.58%
Treasurer's Interest	4326	1,663	7,560	454.59%
Trans From Museums (Quarterly Fees)	4665	28,260	19,440	68.79%
Total Revenues Received:		\$1,150,966	\$83,713	7.27%
<u>Comparison of Expenditures Budgeted/Expended:</u>				
Administration	35	45,108	16,207	35.93%
NHS Quarterly	37	14,337	4,025	28.07%
Museum Store *	41	12,991	11,486	88.42%
Collection Storage Project	45	27,937	2,170	7.77%
Board Appr Special Projects	48	111,852	431	0.39%
Photo	49	1,942	477	24.57%
Special Projects (Restricted)	55	2,175,684	57,994	2.67%
Total Expenditures:		\$2,389,851	\$92,790	3.88%
<u>Available Unrestricted Cash</u>			\$169,904	

The above figures reflect the third quarter of fiscal year 2018 revenues and expenditures as of March 31, 2018.

* Further detail available in the below identified sections.

Nevada Historical Society
Report to the Board
June 14-15, 2018

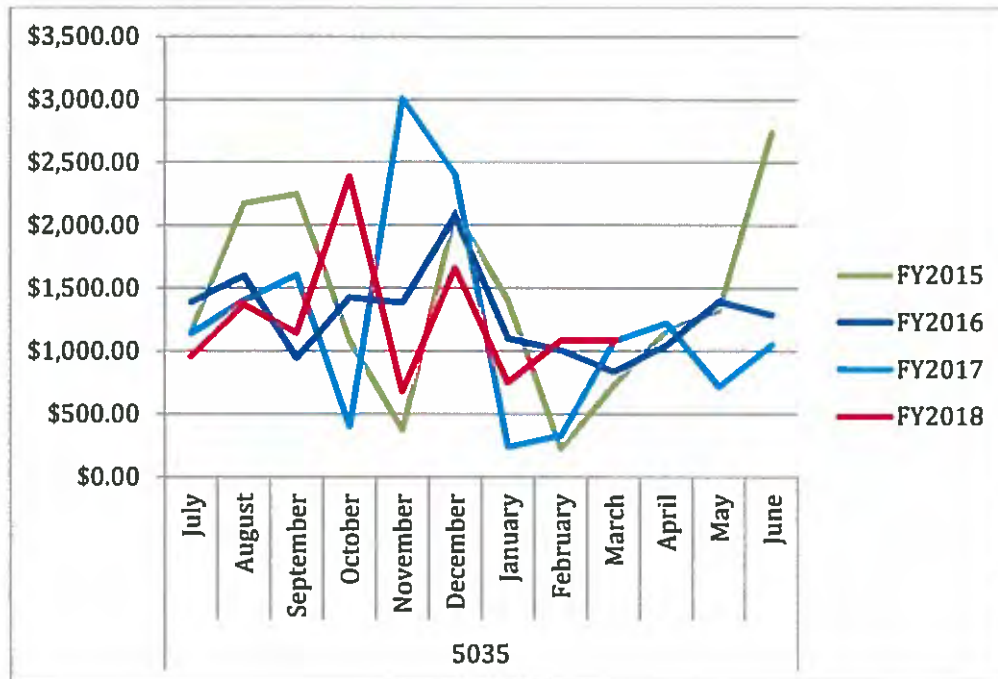
II. Museum Store Sales

Store sales chart comparison against four previous fiscal years.

	<u>July</u>	<u>Aug</u>	<u>Sept</u>	<u>Oct</u>	<u>Nov</u>	<u>Dec</u>	<u>Jan</u>	<u>Feb</u>	<u>Mar</u>	<u>Apr</u>	<u>May</u>	<u>June</u>	<u>TOTAL</u>
FY 18	956	1,368	1,143	2,382	682	1,661	752	1,085	1,087	0	0	0	11,116
FY 17	1,138	1,398	1,602	401	3,004	2,398	239	330	1,074	1,220	717	1,050	14,570
FY 16	1,388	1,596	944	1,425	1,383	2,074	1,099	1,007	835	1,044	1,394	1,287	15,476
FY 15	1,194	1,938	2,578	934	373	2,104	2,072	1,509	-912	1,123	1,158	2,621	16,693
FY 14	725	1,174	1,272	2,754	3,484	2,364	1,235	-306	3,396	1,609	1,131	3,457	22,295
YTD	956	2,324	3,467	5,849	6,531	8,192	8,945	10,029	11,116	0	0	0	14,570
YTD Comp	84.0%	91.7%	83.8%	128.9%	86.6%	82.4%	87.9%	95.4%	96.0%	0.0%	0.0%	0.0%	
Monthly Comp	84.0%	97.9%	71.3%	593.7%	22.7%	69.3%	314.5%	328.8%	101.2%	0.0%	0.0%	0.0%	

Year-to-Date Comparison compares the cumulative year to date figures against the same time period in the previous year.
Monthly Comparison compares the current month of the current year against the same month in the previous year.

HISTORICAL SOCIETY STORE SALES ANNUAL COMPARISON



Museum Store Sales Narrative:

Sales in the museum store reflect five days of operation, Tuesday through Saturday. Our store is primarily staffed by docents with Dorothy Nell Barry's duties split between the store, admissions, memberships, and administrative duties. Our store foot traffic is augmented during our special exhibits and programs. The store is the main location for our public lectures, and it is open after hours during our American Gaming Archive lecture series and

Nevada Historical Society
Report to the Board
June 14-15, 2018

Writers' Wednesday lecture series, and where appropriate, the store sells the featured authors' books.

The store's focus is primarily books, as we are known for our outstanding Nevada related book selection. Another top seller is jewelry made from Nevada stones. The Fenwick photographs and gaming materials for sale are donated by our supporters and benefit the NHS operations. Report reflects activity through March 31, 2018.

III. Museum Revenue and Expenditure Chart

Museum Store Profit and Loss Chart

FY2018	Revenues	Expenditures			Total Expenditure	Net Profit (Loss)	% Net Profit (Loss)
		Merchandise	Personnel	Oper/Other			
July	956	-	-	-	-	956	100.0%
August	1,368	730	-	223	953	415	30.3%
September	1,143	992	-	1,636	2,628	(1,485)	(129.9%)
October	2,382	529	-	44	573	1,809	75.9%
November	682	375	-	800	1,175	(493)	(72.2%)
December	1,661	1,741	-	113	1,854	(193)	(11.6%)
January	752	2,665	-	92	2,757	(2,005)	(266.6%)
February	1,085	485	-	41	527	558	51.4%
March	1,087	861	-	159	1,020	67	6.1%
April	-	-	-	-	-	-	0.0%
May	-	-	-	-	-	-	0.0%
June	-	-	-	-	-	-	0.0%
FY18 Total	11,116	8,378	-	3,108	11,486	(370)	(3.3%)
FY17 Total	14,570	5,271	-	2,584	7,856	6,715	46.1%
FY16 Total	15,476	10,389	-	2,367	12,756	2,720	17.6%
FY15 Total	16,693	4,439	765	2,650	7,854	8,839	53.0%
FY14 Total	22,092	12,375	-	1,847	14,222	7,870	35.6%

Museum Store Revenue and Expenditure Narrative:

This section accounts for revenues and expenditures through March 31, 2018. Dorothy Nell Barry is our Administrative Assistant III who manages the admissions office, membership and museum store. We continue to evaluate store sales and will only purchase top sellers, primarily books.

Dorothy Barry began an Author Meet and Greet evening event to promote the NHS Museum Store book selections. She is now scheduling the Writers' Wednesday Series authors to better coordinate new book sales with their authors.

Nevada Historical Society

Report to the Board

June 14-15, 2018

IV. Membership Program

Memberships (new and renewals) chart comparison against four previous fiscal years.

Membership	<u>July - Sep</u>		<u>Oct - Dec</u>		<u>Jan - Mar</u>		<u>April - June</u>		<u>TOTAL</u>	
Categories	<u>New</u>	<u>Renew</u>	<u>New</u>	<u>Renew</u>	<u>New</u>	<u>Renew</u>	<u>New</u>	<u>Renew</u>	<u>New</u>	<u>Renew</u>
Individual	46	0	6	77	3	65				197
Family	20	0	4	23	3	23				73
Sustaining	6	0	1	14	1	9				31
Contributing	6	0	0	0	0	1				7
Patron	1	0	0	0	0	2				3
Benefactor	0	0	0	0	0	0				0
Senior	16	0	3	18	5	5				47
FY 18	95	0	14	132	12	105	0	0	121	237
FY 17	147	0	178	0	128	0	128	0	581	0
FY 16	99	0	188	0	159	0	52	0	498	0
FY 15	86	0	175	0	97	0	133	0	491	0
FY 14	67	0	143	0	122	0	89	0	421	0
YTD	95	0	14	132	12	105	0	0	121	237
YTD Comparison	64.63%	#DIV/0!	33.54%	0.00%	26.71%	#DIV/0!	0.00%	0.00%		
Quarterly Comparison	64.63%	0.00%	7.87%	#DIV/0!	9.38%	#DIV/0!	0.00%	0.00%		

Year-to-Date Comparison compares the cumulative year to date figures against the same time period in the previous year.

Quarterly Comparison compares the current quarter of the current year against the same quarter in the previous year.

Nevada Historical Society
Report to the Board
June 14-15, 2018

Membership Sales

Membership sales comparison against four previous fiscal years.

	<u>July</u>	<u>Aug</u>	<u>Sept</u>	<u>Oct</u>	<u>Nov</u>	<u>Dec</u>	<u>Jan</u>	<u>Feb</u>	<u>Mar</u>	<u>Apr</u>	<u>May</u>	<u>June</u>	<u>TOTAL</u>
FY 18	640	2,595	910	2,100	1,885	3,940	1,610	3,215	2,395	0	0	0	19,290
FY 17	750	2,520	1,081	2,535	1,345	3,925	2,225	2,420	2,955	2,360	770	1,700	24,586
FY 16	950	1,315	910	1,155	3,925	3,775	2,110	3,410	1,725	2,260	940	1,625	24,100
FY 15	1,020	1,505	1,410	2,180	765	5,535	1,660	1,245	1,235	2,715	2,780	1,655	23,705
FY 14	840	1,605	630	2,175	1,735	2,634	1,785	1,580	2,110	2,705	2,030	1,145	20,974
YTD	640	3,235	4,145	6,245	8,130	12,070	13,680	16,895	19,290	0	0	0	19,290
YTD Comparison	85.33%	98.93%	95.27%	90.69%	98.77%	99.29%	95.13%	100.56%	97.64%	0.00%	0.00%	0.00%	
Monthly Comparison	85.33%	102.98%	84.18%	82.84%	140.15%	100.38%	72.36%	132.85%	81.05%	0.00%	0.00%	0.00%	

Year-to-Date Comparison compares the cumulative year to date figures against the same time period in the previous year.

Monthly Comparison compares the current month of the current year against the same month in the previous year.

Membership Program Narrative:

The membership data is compiled by the Dorothy Nell Barry and docents. In addition to the above categories we also have Institutional members (11 renewals no new). This reflects memberships through March 31, 2018.

V. Museum Attendance Figures

Attendance chart comparison against four previous fiscal years.

	<u>July</u>	<u>Aug</u>	<u>Sept</u>	<u>Oct</u>	<u>Nov</u>	<u>Dec</u>	<u>Jan</u>	<u>Feb</u>	<u>Mar</u>	<u>Apr</u>	<u>May</u>	<u>June</u>	<u>TOTAL</u>
FY 18	640	2,765	740	440	331	462	382	743	666	0	0	0	7,169
FY 17	2,244	1,459	1,240	1,555	1,992	1,660	257	220	587	578	693	718	13,203
FY 16	1,994	1,507	1,620	1,791	1,659	1,531	1,492	1,637	1,337	1,785	2,091	1,551	19,995
FY 15	2,352	1,432	1,597	1,928	1,554	1,698	1,642	1,774	1,734	1,746	1,889	1,910	21,256
FY 14	1,493	1,512	1,616	2,274	1,713	1,867	1,801	1,765	1,877	1,932	2,355	2,034	22,239
YTD	640	3,405	4,145	4,585	4,916	5,378	5,760	6,503	7,169	0	0	0	7,169
YTD Comparison	28.5%	92%	84%	71%	58%	53%	55%	61%	64%	0%	0%	0%	
Monthly Comparison	28.5%	189.5%	59.7%	28.3%	16.6%	27.8%	148.6%	337.7%	113.5%	0.0%	0.0%	0.0%	

Museum Attendance Narrative:

The NHS continues to evaluate attendance figures more accurately using the POS system instead of the door counter, we've added 2 new fields this quarter to better track our school tour numbers. Dorothy Barry created barcodes that are scanned with a \$0 charge to ensure we are capturing data only. Visitor signifies the person is not a member of any of the DMH museums. The barcodes Dorothy created are: visitor adult, visitor child, member adult, member child, library member, library visitor, store member, store visitor, tour chaperon,

Nevada Historical Society
Report to the Board
June 14-15, 2018

tour children, student (college). We captured data for school tour visits as visitor child and visitor adult.

The breakdown of visitors to NHS in January is: 83 visitor adult, 13 visitor child, 40 member adult, 2 member child, 33 library member, 54 library visitor, 1 store member, 8 store visitor, 20 tour chaperone, 88 tour children, and 40 college students.

The breakdown of visitors to NHS in February is: 73 visitor adult, 4 visitor child, 23 member adult, 0 member child, 28 library member, 48 library visitor, 0 store member, 4 store visitor, 89 tour chaperone, 413 tour children, and 61 college students.

The breakdown of visitors to NHS in March is: 117 visitor adult, 37 visitor child, 49 member adult, 0 member child, 30 library member, 74 library visitor, 0 store member, 3 store visitor, 43 tour chaperone, 244 tour children, and 69 college students.

This reflects attendance through March 31, 2018.

VI. Attendance Receipts

	<u>July</u>	<u>Aug</u>	<u>Sept</u>	<u>Oct</u>	<u>Nov</u>	<u>Dec</u>	<u>Jan</u>	<u>Feb</u>	<u>Mar</u>	<u>Apr</u>	<u>May</u>	<u>June</u>	<u>TOTAL</u>
FY 18	616	660	460	515	635	340	365	475	520	0	0	0	4,586
FY 17	810	710	655	400	357	375	400	285	735	495	710	625	6,557
FY 16	467	509	469	470	811	330	905	640	655	610	415	695	6,976
FY 15	571	694	674	680	357	281	606	496	509	750	481	883	6,983
FY 14	347	652	310	400	444	240	528	483	537	524	648.19	648.39	5,762
YTD	616	1,276	1,736	2,251	2,886	3,226	3,591	4,066	4,586	0	0	0	4,586
YTD Comparison	76.05%	83.9%	79.8%	87.4%	98.4%	97.6%	96.9%	101.9%	97.0%	0.0%	0.0%	0.0%	
Monthly Comparison	76.05%	92.96%	70.23%	128.75%	177.87%	90.67%	91.25%	166.67%	70.75%	0.00%	0.00%	0.00%	

Museum Receipts Figures Narrative:

During this quarter our special exhibit *Nevada Families in Focus: the Currys and the Mayers* remained open. This reflects attendance receipts through March 31, 2018.

VII. Fundraising Activities

VIII. General Activities

New and upcoming Events

- We started a new occasional lecture series to highlight the American Gaming Archives (AGA). We ask people with relevance to Gaming History, local and nationwide, to have an informal "fireside" chat. Our first speaker was Bill Watson with Mike Fischer as the interviewer. We digitally recorded the event and archived it as part of our AGA collections. This evening lecture was extremely well attended and received.

Nevada Historical Society
Report to the Board
June 14-15, 2018

- We had our second of four Reno Living History project days, funded in part by a Nevada Humanities Grant.
- NHS is working with the Reno Philharmonic on an exhibit to celebrate Reno Phil's 50th anniversary. Dr. Engrid Barnett is the contract curator for the exhibit. Barnett is a music Geographer, bass player for the Reno Phil, and was the guest curator for the successful NHS *Sagebrush Psychedelic* exhibit.
- NHS is hosting a UNR Museum Studies for the Anthropology Department, *Museum Exhibit and Media Project Development*. The class was developed and taught by Christine Johnson and focused on teaching museum operations and exhibit design including ethical and legal issues.

Daily Operations

- The total number docent and volunteer hours from March 31, 2017 to March 31, 2018 is equal to **5 full-time staff positions (10,000 hours)**.
- We posted the Education Curator position (Curator 2).
- Research questions
 - Library Staff responded to 7 mail requests, 60 email requests and 82 phone requests. Each request averages between 15 minutes to 2 hours. There were a total of 266 in person researchers.
 - Catherine responded directly to 7 email research requests and 5 telephone requests, and 4 in person requests.
 - Christine responded to 45 email research requests and 40 telephone requests, and 13 in person requests.
 - Shery responded to 13 in requests.
- Photo requests and cataloging
 - Catherine, Shery, the Library Staff and docents have taken over of the Photo requests, research, and orders.
 - The Library processed 31 photo orders total.
 - Shery, Michael and Karalea answered photo inquiries in the research room. Catherine and Shery respond to email and phone inquiries.
 - Catherine responded directly to 37 email photo research requests and 8 telephone photo requests, and 7 in person requests. She provided 354 photos and spent 135.5 hours dealing with photo requests. The requests are primarily due to Battle Born Hall and photos for sister institutions.
 - 7 photo requests were handled by Shery.
 - Catherine continues to work with Team Photo for photography cataloging project. This quarter 701 photos have been entered into PastPerfect.
- Tours and events
 - Shery continues to oversee docents work schedules for daily work, events and tours.

Nevada Historical Society
Report to the Board
June 14-15, 2018

- Shery schedules school tours including working with DMH staff for funded school bussing.
 - This quarter we had 793 student and 142 adults
- The docents continue with their excellent support of NHS daily operations in particular manning the store, providing tours to the public, special groups and school groups.
- Writers' Wednesday and High Noon are our continuing monthly programs augmented by the monthly docent lecture series.
- Collections
 - Christine continues to work to our to ensure compliance with all state policies, NAGPRA and the new bill SB244 for research requests, exhibits and collections.
 - Karalea continues to troubleshoot and clean up the PastPerfect database.
 - We have 12 new accessioned collections this quarter.

Building Improvements

- The outdated infrastructure continues to hamper NHS efficient operations.
- Parking continues to be an issue. We get almost daily complaints from visitors and docents.
- The CIP project to repair and update the compact shelving began and was in process during this quarter.

NHS Quarterly

- The 2017 issue was sent in March 2018.
- NHS sent surveys with membership renewal, in person and published in the NHSQ.
- There were specific questions regarding membership opinions for the future of the NHSQ publication. There were 47 respondents.
 - On-line only publication: Yes = 17; No = 18; No opinion = 7; No answer = 5
 - Print-only publication 4 times per year: Yes = 20; No = 10; No opinion = 13; No answer = 4
 - Print-only publication 1 time per year: Yes = 11; No = 17; No opinion = 14; No answer = 4
 - Online- publication with print sent one time per year: Yes = 16; No = 14; No opinion = 12; No answer = 5

Mission Statement

Founded in 1904, the Nevada Historical Society seeks to advance the study of the heritage of Nevada, the Great Basin and the West. The NHS collects manuscripts, rare books, print ephemera, artifacts, maps, photographs and bound newspapers for the state, and makes its collections available for research, exhibition and educational purposes.

Nevada Historical Society
Report to the Board
June 14-15, 2018

Current Operations

The NHS is open to the public Tuesday- Saturday from 10:00 AM to 4:30 PM. The Research Library is open to the public Tuesday- Saturday from 12:00 PM to 4:00 PM. The staff hours are from 7:30 AM to 5:00 PM.

Catherine Magee, Director
10 May 2018

BRIAN SANDOVAL Governor
PETER BARTON Administrator
CATHERINE MAGEE PH.D. Director, Nevada Historical Society

Agenda item
8e1a

NEVADA MUSEUMS & HISTORY



18 May 2018

Memo

Catherine E. Magee

To: Board Members, Peter Barton, Carrie Edlefsen: Division of Museums and History

From: Catherine E. Magee, Director Nevada Historical Society

Re: Two-for-one Admission for Reno Phil patrons August 2018- February 2019

I would like to request the Board approve a two-for-one admission for patrons of the Reno Phil when they present a Reno Phil ticket or program. This would be in affect during the NHS Reno Philharmonic exhibit August 2018 - February 2019.

Thank you,

Catherine E. Magee, PhD
Director, Nevada Historical Society

Division of Museum and History
FY19 Museum Dedicated Trust Fund
NHS Quarterly Subscription Detail

BA 5033	Board of Museums and History Support			
	Board Members (12 @ \$20 each)*	12	\$ 20.00	\$ 240.00
	Legislators (63 @ \$20 each)	63	\$ 20.00	\$ 1,260.00
	Constitutional Officers (6 @ \$20 each)**	6	\$ 20.00	\$ 120.00
	BA 5033 Total			\$ 1,620.00
BA 5035	Nevada Historical Society			
	Museum Members (474 @ \$20 each)	474	\$ 20.00	\$ 9,480.00
	BA 5035 Total			\$ 9,480.00
BA 5036	Nevada State Museum-CC			
	Museum Members (298 @ \$20 each)	298	\$ 20.00	\$ 5,960.00
	BA 5036 Total			\$ 5,960.00
BA 5038	Lost City Museum			
	Museum Members (36 @ \$20 each)	36	\$ 20.00	\$ 720.00
	BA 5038 Total			\$ 720.00
BA 5039	Nevada State Museum-LV			
	Museum Members (121 @ \$20 each)	121	\$ 20.00	\$ 2,420.00
	BA 5038 Total			\$ 2,420.00
SFY 2019 Budgeted Quarterly Subscription Transfer				\$ 20,200.00

Budgeted museum member totals used to determine the NHS Quarterly subscription amounts are based on the base year amount (in this instance FY2017) and calculated out to determine the number of members qualified to receive the subscription unless it is known that there will be the possibility of an increase or decrease of new or renewed memberships.

These funds are collected from each museum that offers the Quarterly subscription as a benefit each quarter throughout the year and are held in BA 5034 (Board Administration Trust Fund) until NHS has begun producing the fiscal year Quarterly subscription the funds were collected for. It is possible that fewer or more funds could be collected from each museum as it is unknown how membership collections will occur through a fiscal year.

As of May 2018 NHS has produced the Quarterly through FY2017.

* Museum Members will be encouraged to obtain a museum membership thereby eliminating the need for the Trust Fund to cover the cost of the subscription.

** Added during Finance Subcommittee meeting

NEVADA MUSEUMS & HISTORY



REPORT TO THE BOARD OF MUSEUMS AND HISTORY JUNE 14-15, 2018

I. Private Funds Budget Summary

Private Funds Budget Summary B/A #5036

State Fiscal Year 2018

	<u>GL /Cat#</u>	<u>Total Budget</u>	<u>Year to Date Actuals</u>	<u>Percentage Year to Date</u>
Cash From Prev Fiscal Year Unrestricted	2511	123,661	123,661	100.00%
Cash From Prev Fiscal Year Restricted	2511	888,561	888,561	100.00%
			<u>1,012,222</u>	

Comparison of Revenues Budgeted/ Received:

BLM Cooperative Agreement	3578	116,400	28,083	24.13%
Facility Rentals	3801	1,085	150	13.82%
Charges for Services - Anthro	3871	37,859	30,867	81.53%
Coin Press Sales	3872	148,244	12,980	8.76%
Memberships*	4008	20,919	16,670	79.69%
Photograph Sales	4010	2,109	100	4.74%
Merchandise Sales*	4025	132,000	86,587	65.60%
Book & Pamphlet Sales	4052	66	0	0.00%
Gifts & Donations	4251	3,067	3,217	104.88%
Private Grants	4265	9,266	8,615	92.97%
Treasurer's Interest	4326	1,777	5,933	333.85%
Outside Bank Account	4454	10,000	10,000	100.00%
Total Revenues Received:		\$482,792	\$203,201	42.09%

Comparison of Expenditures Budgeted/Expended:

BLM Cooperative Agreement	20	116,400	33,325	28.63%
Anthropology	37	3,000	1,458	48.58%
Natural History	39	17,094	179	1.05%
Administration	41	59,376	33,375	56.21%
Education	42	18,621	18,165	97.55%
Exhibits	43	22,645	734	3.24%
History	45	9,654	4,932	51.09%
Board Appr Special Projects	48	125,241	2,580	2.06%
Museum Store*	49	139,456	97,027	69.58%
Coin Press	50	45,700	18,809	41.16%
Special Projects (Restricted)	55	829,918	134,141	16.16%
Restricted Collection Storage Maintenance	56	107,909	0	0.00%
Total Expenditures:		\$1,495,014	\$344,725	23.06%

Available Unrestricted Cash

\$87,472

Nevada State Museum
Report to the Board
June 14-15, 2018

Coin Press revenue is well below projection, but were based largely on income generated from outside contracts that were not possible to pursue due to a few factors related to the press. First, the press was out of operation for half the year as it underwent repairs. Second, the outside contract with Asset Management (New York Mint) was closed out. While the old contract appeared to be lucrative for the museum, it did not account for the prodigious labor necessary to fulfill the projects, and so it fell to a single volunteer and Curator Bob Nysten to fulfill production obligations. The contract also did not limit the number of minting rejects which added a great amount of time and additional labor. Expecting proof-like results from the 150 year old press that, during its life, saw service at several mints and pressed multiple millions of coins is not reasonable. Lastly, based on expert opinions from machinists, we reduced the size of the blanks to prevent malfunctions and insure the longevity of the artifact, and the outside contractors are now contemplating new projects. We will develop new agreements if they agree to new standards. On the positive side, we were able to get the press up and running again to mint the smaller medallions. Visitor response has been extremely positive, and no one has registered a single complaint regarding the medallion size. We also recruited and trained six volunteers. The larger volunteer workforce will allow us to handle new projects. We have several NSM projects in the works to mint special medallions for state organizations, which generate revenues through fees, and currently we are minting the Reno Rodeo's Centennial medallion. We also instituted a program on Demonstration Days (last Friday of each month) whereby visitors may purchase a silver blank in the store to be pressed before their eyes in the Coin Press gallery. This has proved extremely popular. Demonstrations officially began in January and, on average, more than a dozen blanks were sold each day at \$60 each. And, medallions are always for sale in the store. The above figures reflect the third quarter of fiscal year 2018 revenues and expenditures as of March 31, 2018. * Further detail available in the below identified sections.

II. Museum Store Sales

Store sales chart comparison against four previous fiscal years.

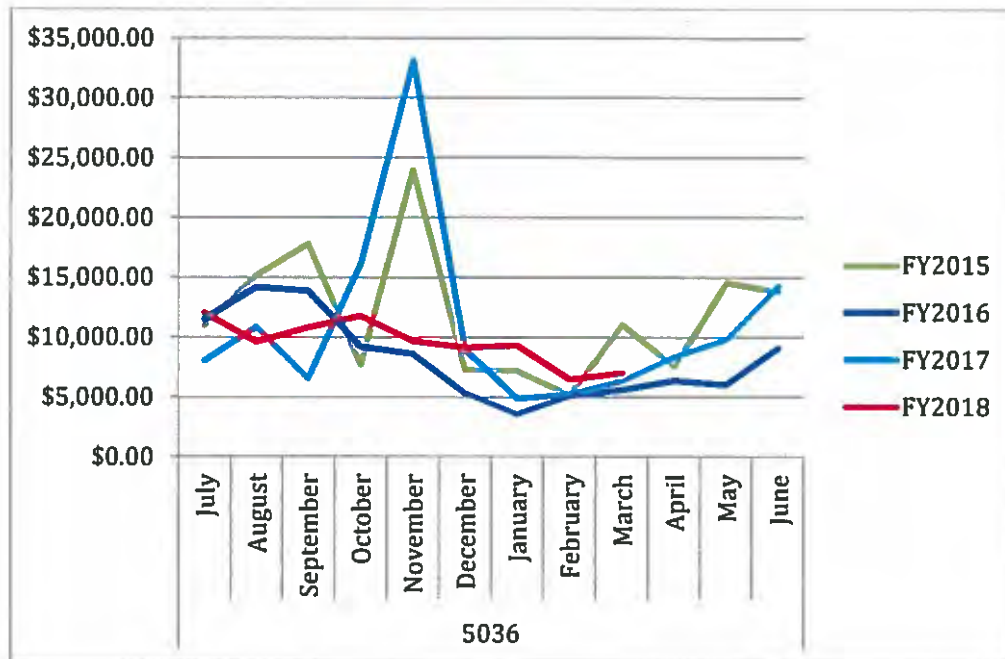
	<u>Jul</u>	<u>Aug</u>	<u>Sep</u>	<u>Oct</u>	<u>Nov</u>	<u>Dec</u>	<u>Jan</u>	<u>Feb</u>	<u>Mar</u>	<u>Apr</u>	<u>May</u>	<u>Jun</u>	<u>TOTAL</u>
FY 18	12,046	9,604	10,825	11,769	9,704	9,147	9,333	6,544	7,032	0	0	0	86,003
FY 17	7,865	10,832	6,554	16,123	33,059	8,973	4,913	5,215	6,334	8,343	9,785	14,373	132,370
FY 16	11,512	14,171	13,869	9,202	8,618	5,319	3,559	5,098	5,579	6,333	6,005	9,042	98,307
FY 15	11,208	14,131	18,193	7,776	23,288	8,263	6,963	5,206	10,470	8,447	14,532	13,707	142,184
FY 14	10,663	19,637	12,589	19,661	10,858	8,522	6,648	6,365	7,274	10,460	6,285	14,028	132,989
YTD	12,046	21,650	32,474	44,243	53,947	63,094	72,427	78,971	86,003	0	0	0	86,003
YTD Comparison	153.16%	115.79%	128.60%	106.93%	72.48%	75.65%	82.01%	84.43%	86.12%	0.00%	0.00%	0.00%	
Monthly Comparison	153.16%	88.66%	165.16%	72.99%	29.35%	101.93%	189.97%	125.49%	111.02%	0.00%	0.00%	0.00%	

Year-to-Date Comparison compares the cumulative year to date figures against the same time period in the previous year.

Monthly Comparison compares the current month of the current year against the same month in the previous year.

NEVADA STATE MUSEUM STORE SALES ANNUAL COMPARISON

Nevada State Museum
Report to the Board
June 14-15, 2018



III. Museum Store Revenue and Expenditure Chart

Museum Store Profit and Loss Chart

FY2018	Revenues	Expenditures			Total	Net	% Net
		Merchandise	Personnel	Oper/Other	Expenditure	Profit (Loss)	Profit (Loss)
July	12,046	995	3,212	327	4,534	7,512	62.4%
August	9,604	10,688	4,922	2,261	17,871	(8,267)	(86.1%)
September	10,825	6,153	4,857	932	11,942	(1,117)	(10.3%)
October	11,769	3,645	4,857	559	9,061	2,707	23.0%
November	9,704	5,563	4,870	1,005	11,438	(1,734)	(17.9%)
December	9,147	3,602	6,793	2,061	12,457	(3,310)	(36.2%)
January	9,333	5,729	4,924	1,048	11,702	(2,369)	(25.4%)
February	6,514	5,563	4,860	642	11,065	(4,551)	(69.9%)
March	7,032	4,645	4,988	1,076	10,709	(3,677)	(52.3%)
April	-	-	-	-	-	-	0.0%
May	-	-	-	-	-	-	0.0%
June	-	-	-	-	-	-	0.0%
FY18 Total	85,973	46,585	44,283	9,910	100,778	(14,806)	(17.2%)
FY17 Total	132,370	48,681	58,272	16,004	122,957	9,412	7.1%
FY16 Total	98,307	63,703	57,265	8,437	129,405	(31,098)	(31.6%)
FY15 Total	142,184	70,935	52,871	5,369	129,175	13,009	9.1%
FY14 Total	132,988	63,238	52,966	4,567	120,770	12,218	9.2%

Museum Store Revenue and Expenditure Narrative:

For the first half of the year, we were below the record sales that took place during the museum's 75th anniversary and the NV150 periods, largely due to the Coin Press being out of service for repairs, but also absent the extra interest attending those commemorations. The press repairs required manufacture of a new part (for a 150 year old machine) and installation by a special machinist. It was briefly operational in October (Nevada Day), then went down again soon after. Expenses were up for temporary help to operate the store after losing volunteers. This quarter, we successfully recruited new volunteers and we are hopeful to integrate them into the schedule and reduce our labor costs going forward. The sales numbers for this quarter track well with previous years (the Coin Press returned to operation in January.) Our percentage margin increased by 3.73% over last year. The Store Manager attributes this to the .20 to .50 cents increase in retail prices on new orders of current vendors. Report is through March 31, 2018.

Nevada State Museum
Report to the Board
June 14-15, 2018

IV. Membership Figures

Memberships (new and renewals) chart comparison against four previous fiscal years.

Membership Categories	July - Sep		Oct - Dec		Jan - Mar		April - June		TOTAL	
	New	Renew	New	Renew	New	Renew	New	Renew	New	Renew
Individual	8	18	4	18	7	28				83
Family	13	19	7	11	13	18				81
Sustaining	1	11		7	2	13				34
Contributing					1	3				4
Patron										0
Benefactor				1						1
Senior	34	64	12	28	36	45				219
FY 18	56	112	23	65	59	107	0	0	138	284
FY 17	92		85		197		179		553	0
FY 16	75		43		170		179		467	0
FY 15	105		43		76		183		407	0
FY 14	67		197		65		45		374	0
YTD	56	112	23	65	59	107	0	0	138	284

YTD
Comparison 100.00% 100.00% 5629.11% 11236.72% 7942.75% 17737.68% 0.00% 0.00%

Monthly
Comparison 60.87% #DIV/0! 27.06% #DIV/0! 29.95% #DIV/0! 0.00% 0.00%

Year-to-Date Comparison compares the cumulative year to date figures against the same time period in the previous year.
Quarterly Comparison compares the current quarter of the current year against the same quarter in the previous year.

Membership Figures Narrative:

Our membership continues to renew at a steady rate, members are active participants in museum events and activities, and diverse Frances Humphrey programming continues to spark new member enlistments. Additionally, new cultural programming seems to be bringing in a lot of first time attendees which is translating into new memberships as well. Report reflects activity through March 31, 2018.

Nevada State Museum
Report to the Board
June 14-15, 2018

Membership Sales

Membership sales comparison against four previous fiscal years.

	<u>July</u>	<u>Aug</u>	<u>Sept</u>	<u>Oct</u>	<u>Nov</u>	<u>Dec</u>	<u>Jan</u>	<u>Feb</u>	<u>Mar</u>	<u>Apr</u>	<u>May</u>	<u>June</u>	<u>TOTAL</u>
FY 18	1,115	2,330	1,535	2,000	1,970	1,050	3,065	2,335	1,270	0	0	0	16,670
FY 17	770	1,470	1,490	1,045	1,100	1,875	3,470	3,390	2,615	3,335	4,240	1,620	26,420
FY 16	395	915	700	505	1,635	535	1,750	4,009	2,550	1,805	3,755	2,365	20,919
FY 15	1,165	995	945	395	1,760	1,050	795	870	1,065	590	5,965	2,930	18,525
FY 14	360	665	1,350	580	7,740	1,675	1,430	845	670	485	675	1,200	17,675
YTD	1,115	3,445	4,980	6,980	8,950	10,000	13,065	15,400	16,670	0	0	0	16,670
YTD Comparison	144.81%	153.79%	133.51%	146.18%	152.34%	129.03%	116.44%	105.41%	96.78%	0.00%	0.00%	0.00%	
Monthly Comparison	144.81%	158.50%	103.02%	191.39%	179.09%	56.00%	88.33%	68.88%	48.57%	0.00%	0.00%	0.00%	

Year-to-Date Comparison compares the cumulative year to date figures against the same time period in the previous year.

Monthly Comparison compares the current month of the current year against the same month in the previous year.

Membership Program Narrative:

Our current membership is stable, active, responsive, and they attend our events and lectures in increasing numbers. Dips and swells in month to month sales is often due to some months having a higher rate of renewal dates. Report through March 31, 2018.

V. Museum Attendance Figures

Attendance chart comparison against four previous fiscal years.

	<u>July</u>	<u>Aug</u>	<u>Sept</u>	<u>Oct</u>	<u>Nov</u>	<u>Dec</u>	<u>Jan</u>	<u>Feb</u>	<u>Mar</u>	<u>Apr</u>	<u>May</u>	<u>June</u>	<u>TOTAL</u>
FY 18	3,698	3,318	2,716	5,046	3,414	2,020	2,029	1,437	1,989	0	0	0	25,667
FY 17	3,565	2,936	2,385	4,154	2,143	2,073	1,363	1,696	2,613	3,495	3,658	3,413	33,494
FY 16	4,292	3,927	2,946	4,666	2,292	1,217	1,475	1,935	2,438	2,425	3,617	3,073	34,303
FY 15	4,388	4,550	2,860	4,004	2,751	1,695	2,351	2,219	2,902	3,837	4,029	3,397	38,983
FY 14	5,746	4,234	2,599	4,600	2,628	1,536	2,114	1,835	2,744	3,259	4,214	3,458	38,967
YTD	3,698	7,016	9,732	14,778	18,192	20,212	22,241	23,678	25,667	0	0	0	25,667
YTD Comparison	103.7%	107.9%	109.5%	113.3%	119.8%	117.1%	119.5%	116.6%	111.9%	0.0%	0.0%	0.0%	
Monthly Comparison	103.7%	113.0%	113.9%	121.5%	159.3%	97.4%	148.9%	84.7%	76.1%	0.0%	0.0%	0.0%	

Year-to-Date Comparison compares the cumulative year to date figures against the same time period in the previous year.

Monthly Comparison compares the current month of the current year against the same month in the previous year.

Museum Attendance Figures Narrative:

Weather was a factor in attendance, especially in late February and early March when the museum closed for a day and a half due to snowstorms. Report through March 31, 2018.

Nevada State Museum
Report to the Board
June 14-15, 2018

VI. Attendance Receipts

Current attendance receipts compared against four previous fiscal years.

	<u>July</u>	<u>Aug</u>	<u>Sept</u>	<u>Oct</u>	<u>Nov</u>	<u>Dec</u>	<u>Jan</u>	<u>Feb</u>	<u>Mar</u>	<u>Apr</u>	<u>May</u>	<u>June</u>	<u>TOTAL</u>
FY 18	20,978	19,220	16,464	15,742	9,704	5,984	13,248	8,742	8,536	0	0	0	118,618
FY 17	14,697	20,336	14,990	14,986	8,464	4,984	7,886	7,778	10,164	13,316	15,843	19,179	152,623
FY 16	17,227	21,480	18,023	15,064	9,384	4,551	7,287	8,692	9,211	10,336	11,351	18,737	151,342
FY 15	17,725	20,898	17,048	17,532	7,598	8,656	10,591	8,423	8,855	15,806	14,683	23,686	171,502
FY 14	18,320	18,497	19,750	14,308	8,882	7,301	9,553	7,326	10,144	16,152	14,472	21,736	166,441
YTD	20,978	40,198	56,662	72,404	82,108	88,092	101,340	110,082	118,618	0	0	0	118,618
YTD Comparison	142.7%	114.7%	113.3%	111.4%	111.8%	112.3%	117.4%	117.0%	113.7%	0.0%	0.0%	0.0%	
Monthly Comparison	142.7%	94.5%	109.8%	105.0%	114.7%	120.1%	168.0%	112.4%	84.0%	0.0%	0.0%	0.0%	

Year-to-Date Comparison compares the cumulative year to date figures against the same time period in the previous year.

Monthly Comparison compares the current month of the current year against the same month in the previous year.

Attendance Receipts Figures Narrative:

Numbers are up by almost 20% for the quarter compared to last year. Report through March 31, 2018.

VII. Fundraising Activities

\$3,000 donation from the Reno Rodeo for the Coin Press was booked in January. Unrestricted donation of \$1,000 from Burning Man LLC, and donations of \$1,250 restricted for events and education from Carson City Cultural Commission and Eugene Duncker.

VIII. General Museum Activities

Staff met early in the year to fine tune programs. NSM will commemorate the centennial of the WWI Armistice with special events and programs through the summer and fall.

Coin Press #1 returned to regular demonstrations on the last Friday of the month. Attendance has been strong, and visitors love the planchet program, whereby they may purchase blank silver planchets in the store and bring them to the Coin Press gallery to have them minted before their eyes. Total medallions sold during third quarter is 153. One setback that arose was the loss of the Northwest Territorial Mint in Dayton, the supplier of our silver and dies. The company went out of business and our silver supplies dwindled. Bob Nylen was able to set up new accounts with two other suppliers that are out of state. Bob and Myron worked with the Churchill County Museum on a medallion project for their upcoming 50th-anniversary, and are also discussing a special medallion for the 125th anniversary of UNR's Sagebrush newspaper. We continued minting medallions for the Reno Rodeo which earns use fee revenues for the museum. Bob and Myron

attended an event for the Rodeo supporters and gave a short presentation on our partnership. Staff also asked for new agreement from Asset Management project for review.

Planning for Battle Born Hall continued during the quarter. Staff participated in several marathon phone meetings with the design contractor, APA, responded to design drafts and researched artifacts, images, and archival selections for inclusion.

History and Exhibits staff re-installed the Elk Horn chair (used by Teddy Roosevelt during his visit to Carson City) in the Capitol building. This was done at the behest of Governor Sandoval. In February, staff created an exhibit of Korean artifacts from our collection to coincide with the Winter Olympics. The exhibit included a reproduction 5th century Silla crown that was a gift to the state from a Korean delegation in the 1970s because Nevada was the first state to establish licensing legislation to permit and regulate the practice of traditional Chinese medicine, including the practice of acupuncture and herbal medicine. The original crown is in the Gyeongju National Museum and is a National Treasure.

Staff reviewed master plan drafts for the planned Indian Hills Curatorial Center. The Center has the capacity of growing to 55,000 square feet on our Indian Hills property. Final deliverable is due in April.

Myron and Bob continued to assist in the creation of an exhibit on the late Senator Bill Raggio that will be on display at UNR. Raggio artifacts were donated to the museum after his death.

Mina Stafford was hired as the new Education Curator and began employment on February 12. Mina immediately dived into administering the first volunteer recruitment and training session NSM has held in years. The training occurred in late March and drew over 60 volunteers, including 16 new volunteers. Several new volunteers will be helping out in the store, which is greatly needed.

NSM partnered with the Northern Nevada Children's museum to produce a day of programs for the Chinese New Year. 200 visitors attended the NSM in the morning to watch Chinese dance demonstrations and the famous Lion Dance. Staff prepared a temporary exhibit of Chinese cultural artifacts, and Myron delivered a brief account on the impact Chinese people had on our early history. Children made traditional Chinese noisemakers, then joined the Lion Dance as it paraded up Carson Street to the Children's museum for additional art and music programs. Given the great turnout for the program, NSM will plan to make Chinese New Year an annual event.

The Frances Humphrey Lecture Series brought Sherry Rupert back for a second presentation, due to high demand, on the history and future of the Stewart Indian School. Mona Reno and Patti Bernard presented on the Nevada Women's History Project, and NSM's own Jan Loverin spoke on Victorian Fashions represented in our collections. Jan also gave an encore presentation due to high demand. All programs were sold out.

Curators gave monthly Behind the Scenes tours in Natural History, Anthropology and the Marjorie Russell Clothing and Textile Center.

Myron presented a program on the history of the NSM to the Westerners Corral group in Reno. Bob presented a talk on Prohibition in Nevada to a senior center, and gave special tours of the WWI gallery to several groups. Bob was also interviewed by the Reno News and Review on the Coin Press, and again on TV to talk about the first state championship baseball game in 1869. Bob provided information on the Gatling Gun in our weapons collection for the PIO officer from Nevada State Prison system who did a short piece on the gun for their Facebook page. The Gatling gun was on the Nevada State Prison wall overlooking the main yard for several years in the early 20th century. Myron guest-attended a board meeting of the Roberts House Museum advising on collecting and governance practices.

NSM loaned the beautiful NV150 Saddle to the Cowboy Arts & Gear Museum in Elko to help promote the new museum during the Cowboy Poetry Festival. It will be returned in mid-July and will go on display at the Capitol in Battle Born Hall.

NAGPRA: The Bureau of Indian Affairs, Reston VA, repatriated 147 "sets" of human remains and 2,567 funerary objects to the Pyramid Lake Paiute Tribe. The Nevada State Museum excavated these remains and artifacts subject to NAGPRA between 1965 and 1973 at Pyramid Lake under authorization from the Tribe. Tribal members were hired as archaeological technicians. Beginning in 2011, the NSM Anthropology Program assisted the BIA by inventorying, separating and repacking Pyramid Lake human remains and funerary artifacts for eventual NAGPRA repatriation. The NSM facilitated BIA consultations with the tribe and facilitated BIA repatriation of the remains and funerary artifacts.

Applications were received for the new Curator II NAGPRA position mandated by SB244. Interviews were conducted and an offer of employment was made to the top candidate. An announcement will be made pending acceptance and HR approval.

NSM Anthropology staff gave guest lectures at UNR-Anthropology, and the Churchill Co. Museum. Several staff participated as guest speakers for the Museum Studies program at UNR.

NSM Anthropology staff and a research associate assisted the Carson City Sheriff's Office by identifying bones found by a citizen and determining that they were non-human.

Staff consulted with the Stewart Indian School Museum staff and NIC director concerning Bureau of Indian Affairs collections, Nevada State Museum collections, and Stewart Indian School Museum collections. Curator Rachel Delovio continues serving on the Stewart Indian School Museum Advisory Board.

Nevada State Museum Mission Statement

The Nevada State Museum engages diverse audiences in understanding and celebrating Nevada's natural and cultural heritage.

- The museum preserves heritage for long-term public benefit.
- The museum presents heritage through unique and authentic educational experiences, enhanced by an environment of comfort, interaction, and inspiration.

Nevada State Museum
Report to the Board
June 14-15, 2018

- Audiences learn what makes Nevada special. They gain stronger identity, connection, and validation. They develop a broader point of view and a sense of responsibility.
- The museum extends benefits to the greatest audience, provides leadership in heritage education, and adheres to the highest standards of public-trust stewardship.

Current Operations

The museum is open six days a week, Tuesday through Sunday.

- C. "Contractor" – means the person or entity identified above that performs services and/or provides goods for the State under the terms and conditions set forth in this Contract.
- D. "Fiscal Year" – means the period beginning July 1st and ending June 30th of the following year.
- E. "Contract" – Unless the context otherwise requires, "Contract" means this document entitled Contract for Services of Independent Contractor and all Attachments or Incorporated Documents.
- F. "Contract for Independent Contractor" – means this document entitled Contract for Services of Independent Contractor exclusive of any Attachments or Incorporated Documents.

3. **CONTRACT TERM.** This Contract shall be effective as noted below, unless sooner terminated by either party as specified in *Section 10, Contract Termination*. Contract is subject to Board of Museums and History' approval (anticipated to be May 1, 2017).

Effective from:	June 15, 2018	To:	September 30, 2018
-----------------	---------------	-----	--------------------

4. **NOTICE.** All communications, including notices, required or permitted to be given under this Contract shall be in writing and directed to the parties at the addresses stated above. Notices may be given: (i) by delivery in person; (ii) by a nationally recognized next day courier service, return receipt requested; or (iii) by certified mail, return receipt requested. If specifically requested by the party to be notified, valid notice may be given by facsimile transmission or electronic mail to the address(es) such party has specified in writing. If specifically requested by the party to be notified, valid notice may be given by facsimile transmission or electronic mail to the address(es) such party has specified in writing.
5. **INCORPORATED DOCUMENTS.** The parties agree that this Contract, inclusive of the following attachments, specifically describes the scope of work. This Contract incorporates the following attachments in descending order of constructive precedence:

ATTACHMENT AA:	INSURANCE SCHEDULE
ATTACHMENT BB:	SCOPE OF WORK
ATTACHMENT CC:	CONTRACTOR'S RESPONSE

Any provision, term or condition of an Attachment that contradicts the terms of this Contract for Independent Contractor, or that would change the obligations of the State under this Contract for Independent Contractor, shall be void and unenforceable.

6. **CONSIDERATION.** The parties agree that Contractor will provide the services specified in *Section 5, Incorporated Documents* at a cost as noted below:

\$ 11,034.00	upon	Satisfactory completion of project.
--------------	------	-------------------------------------

Total Contract Not to Exceed:	\$ 11,034 (Eleven Thousand Thirty Four Dollars 00/100)
-------------------------------	--

The State does not agree to reimburse Contractor for expenses unless otherwise specified in the incorporated attachments. Any intervening end to a biennial appropriation period shall be deemed an automatic renewal (not changing the overall Contract term) or a termination as the result of legislative appropriation may require.

7. **ASSENT.** The parties agree that the terms and conditions listed on incorporated attachments of this Contract are also specifically a part of this Contract and are limited only by their respective order of precedence and any limitations specified.
8. **BILLING SUBMISSION: TIMELINESS.** The parties agree that timeliness of billing is of the essence to the Contract and recognize that the State is on a Fiscal Year. All billings for dates of service prior to July 1 must be submitted to the state no later than the first Friday in August of the same calendar year. A billing submitted after the first Friday in August, which forces the State to process the billing as a stale claim pursuant to NRS 353.097, will subject Contractor to an administrative fee not to exceed one hundred dollars (\$100.00). The parties hereby agree this is a reasonable estimate of the additional costs to the state of processing the billing as a stale claim and that this amount will be deducted from the stale claim payment due to Contractor.
9. **INSPECTION & AUDIT.**
 - A. Books and Records. Contractor agrees to keep and maintain under generally accepted accounting principles (GAAP) full, true and complete records, contracts, books, and documents as are necessary to fully disclose to the State or United States Government, or their authorized representatives, upon audits or reviews, sufficient information to determine compliance with all State and federal regulations and statutes.
 - B. Inspection & Audit. Contractor agrees that the relevant books, records (written, electronic, computer related or otherwise), including, without limitation, relevant accounting procedures and practices of Contractor or its subcontractors, financial statements and supporting documentation, and documentation related to the work product shall be subject, at any reasonable time, to inspection, examination, review, audit, and copying at any office or location of Contractor where such records may be found, with or without notice by the State Auditor, the relevant State agency or its contracted examiners, the department of Administration, Budget Division, the Nevada State Attorney General's Office or its Fraud Control Units, the state Legislative Auditor, and with regard to any federal funding, the relevant federal agency, the Comptroller General, the General Accounting Office, the Office of the Inspector General, or any of their authorized representatives. All subcontracts shall reflect requirements of this Section.
 - C. Period of Retention. All books, records, reports, and statements relevant to this Contract must be retained a minimum three (3) years, and for five (5) years if any federal funds are used pursuant to the Contract. The retention period runs from the date of payment for the relevant goods or services by the state, or from the date of termination of the Contract, whichever is later. Retention time shall be extended when an audit is schedule or in progress for a period reasonably necessary to complete an audit and/or to complete any administrative and judicial litigation which may ensue.
10. **CONTRACT TERMINATION.**
 - A. Termination Without Cause. Regardless of any terms to the contrary, this Contract may be terminated upon written notice by mutual consent of both parties. The State unilaterally may terminate this contract without cause by giving not less than thirty (30) days notice in the manner specified in Section 4. If this Contract is unilaterally terminated by the State, Contractor shall use its best efforts to minimize cost to the State and Contractor will not be paid for any cost that Contractor could have avoided.
 - B. State Termination for Non-Appropriation. The continuation of this Contract beyond the current biennium is subject to and contingent upon sufficient funds being appropriated, budgeted, and otherwise made available by the state Legislature and/or federal sources. The State may terminate this Contract, and Contractor waives any and all claims(s) for damages, effective immediately upon receipt of written notice (or any date specified therein) if for any reason the contracting Agency's funding from State and/or federal sources is not appropriated or is withdrawn, limited, or impaired.

- C. Termination with Cause for Breach. A breach may be declared with or without termination. A notice of breach and termination shall specify the date of termination of the Contract, which shall not be sooner than the expiration of the Time to Correct, if applicable, allowed under subsection 10D. This Contract may be terminated by either party upon written notice of breach to the other party on the following grounds:
- 1) If Contractor fails to provide or satisfactorily perform any of the conditions, work, deliverables, goods, or services called for by this Contract within the time requirements specified in this Contract or within any granted extension of those time requirements; or
 - 2) If any State, county, city, or federal license, authorization, waiver, permit, qualification or certification required by statute, ordinance, law, or regulation to be held by Contractor to provide the goods or services required by this Contract is for any reason denied, revoked, debarred, excluded, terminated, suspended, lapsed, or not renewed; or
 - 3) If Contractor becomes insolvent, subject to receivership, or becomes voluntarily or involuntarily subject to the jurisdiction of the bankruptcy court; or
 - 4) If the State materially breaches any material duty under this Contract and any such breach impairs Contractor's ability to perform; or
 - 5) If it is found by the State that any quid pro quo or gratuities in the form of money, services, entertainment, gifts, or otherwise were offered or given by Contractor, or any agent or representative of Contractor, to any officer or employee of the State of Nevada with a view toward securing a contract or securing favorable treatment with respect to awarding, extending, amending, or making any determination with respect to the performing of such contract; or
 - 6) If it is found by the State that Contractor has failed to disclose any material conflict of interest relative to the performance of this Contract.
- D. Time to Correct. Unless the breach is not curable, or unless circumstances do not permit an opportunity to cure, termination upon declared breach may be exercised only after service of formal written notice as specified in *Section 4, Notice*, and the subsequent failure of the breaching party within fifteen (15) calendar days of receipt of that notice to provide evidence, satisfactory to the aggrieved party, showing that the declared breach has been corrected. Upon a notice of breach, the time to correct and the time for termination of the contract upon breach under subsection 10C, above, shall run concurrently, unless the notice expressly states otherwise.
- E. Winding Up Affairs Upon Termination. In the event of termination of this Contract for any reason, the parties agree that the provisions of this Section survive termination:
- 1) The parties shall account for and properly present to each other all claims for fees and expenses and pay those which are undisputed and otherwise not subject to set off under this Contract. Neither party may withhold performance of winding up provisions solely based on nonpayment of fees or expenses accrued up to the time of termination;
 - 2) Contractor shall satisfactorily complete work in progress at the agreed rate (or a pro rata basis if necessary) if so requested by the Contracting Agency;
 - 3) Contractor shall execute any documents and take any actions necessary to effectuate an assignment of this Contract if so requested by the Contracting Agency;
 - 4) Contractor shall preserve, protect and promptly deliver into State possession all proprietary information in accordance with *Section 21, State Ownership of Proprietary Information*.

11. **REMEDIES.** Except as otherwise provided for by law or this Contract, the rights and remedies of the parties shall not be exclusive and are in addition to any other rights and remedies provided by law or equity, including, without limitation, actual damages, and to a prevailing party reasonable attorneys' fees and costs. For purposes of an award of attorneys' fees to either party, the parties stipulate and agree that a reasonable hourly rate of attorneys' fees shall be one hundred and fifty dollars (\$150.00) per hour. The State may set off consideration against any unpaid obligation of Contractor to any State agency in accordance with NRS 353C.190. In the event that Contractor voluntarily or involuntarily becomes subject to the jurisdiction of the Bankruptcy Court, the State may set off consideration against any unpaid obligation of Contractor to the State or its agencies, to the extent allowed by bankruptcy law, without regard to whether the procedures of NRS 353C.190 have been utilized.
12. **LIMITED LIABILITY.** The State will not waive and intends to assert available NRS Chapter 41 liability limitations in all cases. Contract liability of both parties shall not be subject to punitive damages. Damages for any State breach shall never exceed the amount of funds appropriated for payment under this Contract, but not yet paid to Contractor, for the Fiscal Year budget in existence at the time of the breach. Contractor's tort liability shall not be limited.
13. **FORCE MAJEURE.** Neither party shall be deemed to be in violation of this Contract if it is prevented from performing any of its obligations hereunder due to strikes, failure of public transportation, civil or military authority, act of public enemy, accidents, fires, explosions, or acts of God, including without limitation, earthquakes, floods, winds, or storms. In such an event the intervening cause must not be through the fault of the party asserting such an excuse, and the excused party is obligated to promptly perform in accordance with the terms of the Contract after the intervening cause ceases.
14. **INDEMNIFICATION AND DEFENSE.** To the fullest extent permitted by law, Contractor shall indemnify, hold harmless and defend, not excluding the State's right to participate, the State from and against all liability, claims, actions, damages, losses, and expenses, including, without limitation, reasonable attorneys' fees and costs, arising out of any breach of the obligations of Contractor under this contract, or any alleged negligent or willful acts or omissions of Contractor, its officers, employees and agents. Contractor's obligation to indemnify the State shall apply in all cases except for claims arising solely from the State's own negligence or willful misconduct. Contractor waives any rights of subrogation against the State. Contractor's duty to defend begins when the State requests defense of any claim arising from this Contract.
15. **REPRESENTATIONS REGARDING INDEPENDENT CONTRACTOR STATUS.** Contractor represents that it is an independent contractor, as defined in NRS 333.700(2) and 616A.255, warrants that it will perform all work under this contract as an independent contractor, and warrants that the State of Nevada will not incur any employment liability by reason of this Contract or the work to be performed under this Contract. To the extent the State incurs any employment liability for the work under this Contract, Contractor will reimburse the State for that liability.
16. **INSURANCE SCHEDULE.** Unless expressly waived in writing by the State, Contractor must carry policies of insurance and pay all taxes and fees incident hereunto. Policies shall meet the terms and conditions as specified within this Contract along with the additional limits and provisions as described in *Attachment AA*, incorporated hereto by attachment. The State shall have no liability except as specifically provided in the Contract.

Contractor shall not commence work before Contractor has provided the required evidence of insurance to the Contracting Agency. The State's approval of any changes to insurance coverage during the course of performance shall constitute an ongoing condition subsequent to this Contract. Any failure of the State to timely approve shall not constitute a waiver of the condition.

- A. **Insurance Coverage.** Contractor shall, at Contractor's sole expense, procure, maintain and keep in force for the duration of the Contract insurance conforming to the minimum limits as specified in *Attachment AA*, incorporated hereto by attachment. Unless specifically stated herein or otherwise agreed to by the State, the required insurance shall be in effect prior to the commencement of work by Contractor and shall continue in force as appropriate until:
 - 1) Final acceptance by the State of the completion of this Contract; or
 - 2) Such time as the insurance is no longer required by the State under the terms of this Contract; whichever occurs later.

Any insurance or self-insurance available to the State shall be in excess of and non-contributing with, any insurance required from Contractor. Contractor's insurance policies shall apply on a primary basis. Until such time as the insurance is no longer required by the State, Contractor shall provide the State with renewal or replacement evidence of insurance no less than thirty (30) days before the expiration or replacement of the required insurance. If at any time during the period when insurance is required by the Contract, an insurer or surety shall fail to comply with the requirements of this Contract, as soon as Contractor has knowledge of any such failure, Contractor shall immediately notify the State and immediately replace such insurance or bond with an insurer meeting the requirements.

B. General Requirements.

- 1) **Additional Insured:** By endorsement to the general liability insurance policy, the State of Nevada, its officers, employees and immune contractors as defined in NRS 41.0307 shall be named as additional insureds for all liability arising from the Contract.
- 2) **Waiver of Subrogation:** Each insurance policy shall provide for a waiver of subrogation against the State of Nevada, its officers, employees and immune contractors as defined in NRS 41.0307 for losses arising from work/materials/equipment performed or provided by or on behalf of Contractor.
- 3) **Cross Liability:** All required liability policies shall provide cross-liability coverage as would be achieved under the standard ISO separation of insureds clause.
- 4) **Deductibles and Self-Insured Retentions:** Insurance maintained by Contractor shall apply on a first dollar basis without application of a deductible or self-insured retention unless otherwise specifically agreed to by the State. Such approval shall not relieve Contractor from the obligation to pay any deductible or self-insured retention. Any deductible or self-insured retention shall not exceed fifty thousand dollars (\$50,000.00) per occurrence, unless otherwise approved by the Risk Management Division.
- 5) **Policy Cancellation:** Except for ten (10) days notice for non-payment of premiums, each insurance policy shall be endorsed to state that without thirty (30) days prior written notice to the State of Nevada, c/o Contracting Agency, the policy shall not be canceled, non-renewed or coverage and/or limits reduced or materially altered, and shall provide that notices required by this Section shall be sent by certified mail to the address shown on page one (1) of this contract.
- 6) **Approved Insurer:** Each insurance policy shall be:
 - a) Issued by insurance companies authorized to do business in the State of Nevada or eligible surplus lines insurers acceptable to the State and having agents in Nevada upon whom service of process may be made; and
 - b) Currently rated by A.M. Best as "A-VII" or better.

C. Evidence of Insurance.

Prior to the start of any work, Contractor must provide the following documents to the contracting State agency:

- 1) **Certificate of Insurance:** The Acord 25 Certificate of Insurance form or a form substantially similar must be submitted to the State to evidence the insurance policies and coverages required of Contractor. The certificate must name the State of Nevada, its officers, employees and immune contractors as defined in NRS 41.0307 as the certificate holder. The certificate should be signed by a person authorized by the insurer to bind coverage on its behalf. The State project/Contract number; description and Contract effective dates shall be noted on the certificate, and upon renewal of the policies listed, Contractor shall furnish the State with replacement certificates as described within *Section 16A, Insurance Coverage*.

Mail all required insurance documents to the State Contracting Agency identified on Page one of the Contract.

- 2) **Additional Insured Endorsement:** An Additional Insured Endorsement (CG 20 10 11 85 or CG 20 26 11 85), signed by an authorized insurance company representative, must be submitted to the State to evidence the endorsement of the State as an additional insured per *Section 16 B, General Requirements*.
 - 3) **Schedule of Underlying Insurance Policies:** If Umbrella or Excess policy is evidenced to comply with minimum limits, a copy of the underlying Schedule from the Umbrella or Excess insurance policy may be required.
 - 4) **Review and Approval:** Documents specified above must be submitted for review and approval by the State prior to the commencement of work by Contractor. Neither approval by the State nor failure to disapprove the insurance furnished by Contractor shall relieve Contractor of Contractor's full responsibility to provide the insurance required by this Contract. Compliance with the insurance requirements of this Contract shall not limit the liability of Contractor or its subcontractors, employees or agents to the State or others, and shall be in addition to and not in lieu of any other remedy available to the State under this Contract or otherwise. The State reserves the right to request and review a copy of any required insurance policy or endorsement to assure compliance with these requirements.
17. **COMPLIANCE WITH LEGAL OBLIGATIONS.** Contractor shall procure and maintain for the duration of this Contract any State, county, city or federal license, authorization, waiver, permit qualification or certification required by statute, ordinance, law, or regulation to be held by Contractor to provide the goods or services required by this Contract. Contractor shall provide proof of its compliance upon request of the Contracting Agency. Contractor will be responsible to pay all taxes, assessments, fees, premiums, permits, and licenses required by law. Real property and personal property taxes are the responsibility of Contractor in accordance with NRS 361.157 and NRS 361.159. Contractor agrees to be responsible for payment of any such government obligations not paid by its subcontractors during performance of this Contract.
 18. **WAIVER OF BREACH.** Failure to declare a breach or the actual waiver of any particular breach of the Contract or its material or nonmaterial terms by either party shall not operate as a waiver by such party of any of its rights or remedies as to any other breach.
 19. **SEVERABILITY.** If any provision contained in this Contract is held to be unenforceable by a court of law or equity, this Contract shall be construed as if such provision did not exist and the non-enforceability of such provision shall not be held to render any other provision or provisions of this Contract unenforceable.
 20. **ASSIGNMENT/DELEGATION.** To the extent that any assignment of any right under this Contract changes the duty of either party, increases the burden or risk involved, impairs the chances of obtaining the performance of this Contract, attempts to operate as a novation, or includes a waiver or abrogation of any defense to payment by State, such offending portion of the assignment shall be void, and shall be a breach of this Contract. Contractor shall neither assign, transfer nor delegate any rights, obligations nor duties under this Contract without the prior written consent of the State.
 21. **STATE OWNERSHIP OF PROPRIETARY INFORMATION.** Any data or information provided by the State to Contractor and any documents or materials provided by the State to Contractor in the course of this Contract ("State Materials") shall be and remain the exclusive property of the State and all such State Materials shall be delivered into State possession by Contractor upon completion, termination, or cancellation of this Contract.
 22. **PUBLIC RECORDS.** Pursuant to NRS 239.010, information or documents received from Contractor may be open to public inspection and copying. The State has a legal obligation to disclose such information unless a particular record is made confidential by law or a common law balancing of interests. Contractor may label specific parts of an individual document as a "trade secret" or "confidential" in accordance with NRS 333.333, provided that Contractor thereby agrees to indemnify and defend the State for honoring such a designation. The failure to so label any document that is released by the State shall constitute a complete waiver of any and all claims for damages caused by any release of the records.
 23. **CONFIDENTIALITY.** Contractor shall keep confidential all information, in whatever form, produced, prepared, observed or received by Contractor to the extent that such information is confidential by law or otherwise required by this Contract.

24. **FEDERAL FUNDING.** In the event federal funds are used for payment of all or part of this Contract, Contractor agrees to comply with all applicable federal laws, regulations and executive orders, including, without limitation the following:
- A. Contractor certifies, by signing this Contract, that neither it nor its principals are presently debarred, suspended, proposed for debarment, declared ineligible or voluntarily excluded from participation in this transaction by any federal department or agency. This certification is made pursuant to Executive Orders 12549 and 12689 and Federal Acquisition Regulation subpart 9.4, and any relevant program-specific regulations. This provision shall be required of every subcontractor receiving any payment in whole or in part from federal funds.
 - B. Contractor and its subcontracts shall comply with all terms, conditions, and requirements of the Americans with Disabilities Act of 1990 (P.L. 101-136), 42 U.S.C. 12101, as amended, and regulations adopted thereunder, including 28 C.F.R. Section 35, inclusive, and any relevant program-specific regulations.
 - C. Contractor and its subcontractors shall comply with the requirements of the Civil Rights Act of 1964 (P.L. 88-352), as amended, the Rehabilitation Act of 1973 (P.L. 93-112), as amended, and any relevant program-specific regulations, and shall not discriminate against any employee or offeror for employment because of race, national origin, creed, color, sex, religion, age, disability or handicap condition (including AIDS and AIDS-related conditions.)
25. **LOBBYING.** The parties agree, whether expressly prohibited by federal law, or otherwise, that no funding associated with this Contract will be used for any purpose associated with or related to lobbying or influencing or attempting to lobby or influence for any purpose the following:
- A. Any federal, State, county or local agency, legislature, commission, council or board;
 - B. Any federal, State, county or local legislator, commission member, council member, board member, or other elected official; or
 - C. Any officer or employee of any federal, State, county or local agency, legislature, commission, council or board.
26. **GENERAL WARRANTY.** Contractor warrants that all services, deliverables, and/or work products under this Contract shall be completed in a workmanlike manner consistent with standards in the trade, profession, or industry; shall conform to or exceed the specifications set forth in the incorporated attachments; and shall be fit for ordinary use, of good quality, with no material defects.
27. **PROPER AUTHORITY.** The parties hereto represent and warrant that the person executing this Contract on behalf of each party has full power and authority to enter into this Contract. Contractor acknowledges that as required by statute or regulation this Contract is effective only after approval by the State Board of Museums and History and only for the period of time specified in the Contract. Any services performed by Contractor before this Contract is effective or after it ceases to be effective are performed at the sole risk of Contractor.
28. **DISCLOSURES REGARDING CURRENT OR FORMER STATE EMPLOYEES.** For the purpose of State compliance with NRS 333.705, Contractor represents and warrants that if Contractor, or any employee of Contractor who will be performing services under this Contract, is a current employee of the State or was employed by the State within the preceding 24 months, Contractor has disclosed the identity of such persons, and the services that each such person will perform, to the Contracting Agency.
29. **ASSIGNMENT OF ANTITRUST CLAIMS.** Contractor irrevocably assigns to the State any claim for relief or cause of action which Contractor now has or which may accrue to Contractor in the future by reason of any violation of State of Nevada or federal antitrust laws in connection with any goods or services provided under this Contract.
30. **GOVERNING LAW: JURISDICTION.** This Contract and the rights and obligations of the parties hereto shall be governed by, and construed according to, the laws of the State of Nevada, without giving effect to any principle of conflict-of-law that would require the application of the law of any other jurisdiction. The parties consent to the exclusive jurisdiction of and venue in the First Judicial District Court, Carson City, Nevada for enforcement of this Contract, and consent to personal jurisdiction in such court for any action or proceeding arising out of this Contract.

31. **ENTIRE CONTRACT AND MODIFICATION.** This Contract and its integrated attachment(s) constitute the entire agreement of the parties and as such are intended to be the complete and exclusive statement of the promises, representations, negotiations, discussions, and other agreements that may have been made in connection with the subject matter hereof. Unless an integrated attachment to this Contract specifically displays a mutual intent to amend a particular part of this Contract, general conflicts in language between any such attachment and this Contract shall be construed consistent with the terms of this Contract. Unless otherwise expressly authorized by the terms of this Contract, no modification or amendment to this Contract shall be binding upon the parties unless the same is in writing and signed by the respective parties hereto and approved by the Office of the Attorney General and the State Board of Museums and History. This Contract, and any amendments, may be executed in counterparts.

IN WITNESS WHEREOF, the parties hereto have caused this Contract to be signed and intend to be legally bound thereby.

Independent Contractor's Signature

Date

Independent Contractor's Title

Signature

Date

Title

Signature

Date

Title

Signature

Date

Title

APPROVED BY BOARD OF MUSEUMS AND
HISTORY

Signature – Board of Museums and History

On:

Date

Approved as to form by:

On:

Deputy Attorney General for Attorney General

Date

ATTACHMENT AA
INSURANCE SCHEDULE

INSURANCE REQUIREMENTS:

Contractor and subcontractors shall procure and maintain until all of their obligations have been discharged, including any warranty periods under this Contract are satisfied, insurance against claims for injury to persons or damage to property which may arise from or in connection with the performance of the work hereunder by the Contractor, his agents, representatives, employees or subcontractors.

The insurance requirements herein are minimum requirements for this Contract and in no way limit the indemnity covenants contained in this Contract. The State in no way warrants that the minimum limits contained herein are sufficient to protect the Contractor from liabilities that might arise out of the performance of the work under this contract by the Contractor, his agents, representatives, employees or subcontractors and Contractor is free to purchase additional insurance as may be determined necessary.

A. **MINIMUM SCOPE AND LIMITS OF INSURANCE:** Contractor shall provide coverage with limits of liability not less than those stated below. An excess liability policy or umbrella liability policy may be used to meet the minimum liability requirements provided that the coverage is written on a "following form" basis.

1. **Commercial General Liability – Occurrence Form**

Policy shall include bodily injury, property damage and broad form contractual liability coverage.

• General Aggregate	\$2,000,000
• Products – Completed Operations Aggregate	\$1,000,000
• Personal and Advertising Injury	\$1,000,000
• Each Occurrence	\$1,000,000

- a. The policy shall be endorsed to include the following additional insured language: "The State of Nevada shall be named as an additional insured with respect to liability arising out of the activities performed by, or on behalf of the Contractor".

2. **Worker's Compensation and Employers' Liability**

Workers' Compensation	Statutory
Employers' Liability	
Each Accident	\$100,000
Disease – Each Employee	\$100,000
Disease – Policy Limit	\$500,000

- a. Policy shall contain a waiver of subrogation against the State of Nevada.
- b. This requirement shall not apply when a contractor or subcontractor is exempt under N.R.S., AND when such contractor or subcontractor executes the appropriate sole proprietor waiver form.

B. **ADDITIONAL INSURANCE REQUIREMENTS:** The policies shall include, or be endorsed to include, the following provisions:

1. On insurance policies where the State of Nevada is named as an additional insured, the State of Nevada shall be an additional insured to the full limits of liability purchased by the Contractor even if those limits of liability are in excess of those required by this Contract.
2. The Contractor's insurance coverage shall be primary insurance and non-contributory with respect to all other available sources.

C. **NOTICE OF CANCELLATION:** Contractor shall for each insurance policy required by the insurance provisions of this Contract shall not be suspended, voided or canceled except after providing thirty (30) days prior written notice been given to the State, except when cancellation is for non-payment of premium, then ten (10) days prior notice may be given. Such notice shall be sent directly to (State of Nevada Representative's Name & Address). Should contractor fail to provide State timely notice, contractor will be considered in breach and subject to cure provisions set forth within this contract.

D. **ACCEPTABILITY OF INSURERS:** Insurance is to be placed with insurers duly licensed or authorized to do business in the state of Nevada and with an "A.M. Best" rating of not less than A-VII. The State in no way warrants that the above-required minimum insurer rating is sufficient to protect the Contractor from potential insurer insolvency.

- E. **VERIFICATION OF COVERAGE:** Contractor shall furnish the State with certificates of insurance (ACORD form or equivalent approved by the State) as required by this Contract. The certificates for each insurance policy are to be signed by a person authorized by that insurer to bind coverage on its behalf.

All certificates and any required endorsements are to be received and approved by the State before work commences. Each insurance policy required by this Contract must be in effect at or prior to commencement of work under this Contract and remain in effect for the duration of the project. Failure to maintain the insurance policies as required by this Contract or to provide evidence of renewal is a material breach of contract.

All certificates required by this Contract shall be sent directly to (State Department Representative's Name and Address). The State project/contract number and project description shall be noted on the certificate of insurance. The State reserves the right to require complete, certified copies of all insurance policies required by this Contract at any time. **DO NOT SEND CERTIFICATES OF INSURANCE TO THE STATES RISK MANAGEMENT DIVISION.**

- F. **SUBCONTRACTORS:** Contractors' certificate(s) shall include all subcontractors as additional insureds under its policies or Contractor shall furnish to the State separate certificates and endorsements for each subcontractor. All coverages for subcontractors shall be subject to the minimum requirements identified above.
- G. **APPROVAL:** Any modification or variation from the insurance requirements in this Contract shall be made by the Attorney General's Office or the Risk Manager, whose decision shall be final. Such action will not require a formal Contract amendment, but may be made by administrative action.

Independent Contractor's Signature

Date

Title

Signature – State of Nevada

Date

Title

BRIAN SANDOVAL Governor
PETER BARTON Administrator
MYRON FREEDMAN Director, Nevada State Museum, Carson City

NEVADA MUSEUMS & HISTORY



SCOPE OF WORK

FIRE FUELS REDUCTION/FIRE PREVENTION BARRIER

- Masticate outside boundary to reduce fire fuel load.
- Remove dirt materials to create a better fire barrier inside fence line surrounding approximately 75% of structure.
- Rock materials and weed barrier.
- Spread rock materials to create barrier.

Sierra Fire Fuels LLC

1075 Foothill Road
 Gardnerville, NV 89460
 775-265-8444
 sierrafirefuels@gmail.com

Estimate

Date	Estimate #
4/26/2018	2

Name / Address
Nevada State Museum Richard Parker 600 N. Carson St. Carson City, Nevada 89701

			Project
Description	Qty	Rate	Total
Work to be performed: 1026 Topsy Lane Carson City, NV		1,840.00	1,840.00
Fire Fuels Reduction/ Fire Prevention Barrier Masticated outside boundary with Bobcat T870/Fecon head to reduce fire fuel load.			
Remove dirt materials to create a better fire barrier inside fence line surrounding approximately 75 % of structure.		1,900.00	1,900.00
Rock materials and weed barrier		2,800.00	2,800.00
Spread rock materials to create barrier, bobcat T870/bucket and labor		4,494.00	4,494.00
		Total	\$11,034.00

CONTRACT FOR SERVICES OF INDEPENDENT CONTRACTOR

A Contract Between the State of Nevada
Acting by and Through Its

Contracting Agency Name: Division of Museums and History
Nevada State Museum
Address: 600 N. Carson Street
City, State, Zip Code: Carson City, NV 89701
Contact: Peter Barton, Administrator
Phone: (775) 687-7340
Fax: (775) 687-4333
Email: Pbarton@nevadaculture.org

and the Independent Contractor doing business as:

Contractor Name: Cathleen Allison, DBA Nevada Momentum
Address: 1410 Matthew Ct.
City, State, Zip Code: Gardnerville, NV 89460
Contact: Cathleen Allison
Phone: (775) 721-1404
Email: cat@nevadamomentum.com

WHEREAS, NRS Chapter 381 authorizes the State Board of Museums and History (Board), in whole or in part, to engage in contract services, more specifically:

NRS 381.0035 Private money exempt from statutory requirements governing expenditure of public money; independent contractors.

1. The statutory requirements on the expenditure of public money in chapters 333, 338 and 341 of NRS do not apply to the expenditure of private money.

2. The Board may authorize independent contractors which may be funded in whole or in part from private money.

(Added to NRS by 1989, 1519; A 2005, 1091)

WHEREAS, it is deemed that the service of Contractor is both necessary and in the best interests of the State of Nevada.

NOW, THEREFORE, in consideration of the aforesaid premises, the parties mutually agree as follows:

1. **REQUIRED APPROVAL.** This Contract shall not become effective until and unless approved by the Nevada State Board of Museums and History.
2. **DEFINITIONS.**
 - A. "State" – means the State of Nevada and any State agency identified herein, its officers, employees and immune contractors as defined in NRS 41.0307.
 - B. "Contracting Agency" – means the State agency identified above.

- C. "Contractor" – means the person or entity identified above that performs services and/or provides goods for the State under the terms and conditions set forth in this Contract.
- D. "Fiscal Year" – means the period beginning July 1st and ending June 30th of the following year.
- E. "Contract" – Unless the context otherwise requires, "Contract" means this document entitled Contract for Services of Independent Contractor and all Attachments or Incorporated Documents.
- F. "Contract for Independent Contractor" – means this document entitled Contract for Services of Independent Contractor exclusive of any Attachments or Incorporated Documents.

3. **CONTRACT TERM.** This Contract shall be effective as noted below, unless sooner terminated by either party as specified in *Section 10, Contract Termination*. Contract is subject to Board of Museums and History' approval (anticipated to be May 1, 2017).

Effective from:	June 15, 2018	To:	September 30, 2018
-----------------	---------------	-----	--------------------

4. **NOTICE.** All communications, including notices, required or permitted to be given under this Contract shall be in writing and directed to the parties at the addresses stated above. Notices may be given: (i) by delivery in person; (ii) by a nationally recognized next day courier service, return receipt requested; or (iii) by certified mail, return receipt requested. If specifically requested by the party to be notified, valid notice may be given by facsimile transmission or electronic mail to the address(es) such party has specified in writing. If specifically requested by the party to be notified, valid notice may be given by facsimile transmission or electronic mail to the address(es) such party has specified in writing.
5. **INCORPORATED DOCUMENTS.** The parties agree that this Contract, inclusive of the following attachments, specifically describes the scope of work. This Contract incorporates the following attachments in descending order of constructive precedence:

ATTACHMENT AA:	INSURANCE SCHEDULE
ATTACHMENT BB:	SCOPE OF WORK
ATTACHMENT CC:	CONTRACTOR'S RESPONSE

Any provision, term or condition of an Attachment that contradicts the terms of this Contract for Independent Contractor, or that would change the obligations of the State under this Contract for Independent Contractor, shall be void and unenforceable.

6. **CONSIDERATION.** The parties agree that Contractor will provide the services specified in *Section 5, Incorporated Documents* at a cost as noted below:

Total Contract or installments payable at:	Upon satisfactory completion of project.
--	--

Total Contract Not to Exceed:	\$3,800 (Three thousand eight hundred dollars 00/100)
-------------------------------	---

The State does not agree to reimburse Contractor for expenses unless otherwise specified in the incorporated attachments. Any intervening end to a biennial appropriation period shall be deemed an automatic renewal (not changing the overall Contract term) or a termination as the result of legislative appropriation may require.

7. **ASSENT.** The parties agree that the terms and conditions listed on incorporated attachments of this Contract are also specifically a part of this Contract and are limited only by their respective order of precedence and any limitations specified.
8. **BILLING SUBMISSION: TIMELINESS.** The parties agree that timeliness of billing is of the essence to the Contract and recognize that the State is on a Fiscal Year. All billings for dates of service prior to July 1 must be submitted to the state no later than the first Friday in August of the same calendar year. A billing submitted after the first Friday in August, which forces the State to process the billing as a stale claim pursuant to NRS 353.097, will subject Contractor to an administrative fee not to exceed one hundred dollars (\$100.00). The parties hereby agree this is a reasonable estimate of the additional costs to the state of processing the billing as a stale claim and that this amount will be deducted from the stale claim payment due to Contractor.
9. **INSPECTION & AUDIT.**
 - A. Books and Records. Contractor agrees to keep and maintain under generally accepted accounting principles (GAAP) full, true and complete records, contracts, books, and documents as are necessary to fully disclose to the State or United States Government, or their authorized representatives, upon audits or reviews, sufficient information to determine compliance with all State and federal regulations and statutes.
 - B. Inspection & Audit. Contractor agrees that the relevant books, records (written, electronic, computer related or otherwise), including, without limitation, relevant accounting procedures and practices of Contractor or its subcontractors, financial statements and supporting documentation, and documentation related to the work product shall be subject, at any reasonable time, to inspection, examination, review, audit, and copying at any office or location of Contractor where such records may be found, with or without notice by the State Auditor, the relevant State agency or its contracted examiners, the department of Administration, Budget Division, the Nevada State Attorney General's Office or its Fraud Control Units, the state Legislative Auditor, and with regard to any federal funding, the relevant federal agency, the Comptroller General, the General Accounting Office, the Office of the Inspector General, or any of their authorized representatives. All subcontracts shall reflect requirements of this Section.
 - C. Period of Retention. All books, records, reports, and statements relevant to this Contract must be retained a minimum three (3) years, and for five (5) years if any federal funds are used pursuant to the Contract. The retention period runs from the date of payment for the relevant goods or services by the state, or from the date of termination of the Contract, whichever is later. Retention time shall be extended when an audit is schedule or in progress for a period reasonably necessary to complete an audit and/or to complete any administrative and judicial litigation which may ensue.
10. **CONTRACTTERMINATION.**
 - A. Termination Without Cause. Regardless of any terms to the contrary, this Contract may be terminated upon written notice by mutual consent of both parties. The State unilaterally may terminate this contract without cause by giving not less than thirty (30) days notice in the manner specified in Section 4. If this Contract is unilaterally terminated by the State, Contractor shall use its best efforts to minimize cost to the State and Contractor will not be paid for any cost that Contractor could have avoided.
 - B. State Termination for Non-Appropriation. The continuation of this Contract beyond the current biennium is subject to and contingent upon sufficient funds being appropriated, budgeted, and otherwise made available by the state Legislature and/or federal sources. The State may terminate this Contract, and Contractor waives any and all claims(s) for damages, effective immediately upon receipt of written notice (or any date specified therein) if for any reason the contracting Agency's funding from State and/or federal sources is not appropriated or is withdrawn, limited, or impaired.

C. Termination with Cause for Breach. A breach may be declared with or without termination. A notice of breach and termination shall specify the date of termination of the Contract, which shall not be sooner than the expiration of the Time to Correct, if applicable, allowed under subsection 10D. This Contract may be terminated by either party upon written notice of breach to the other party on the following grounds:

- 1) If Contractor fails to provide or satisfactorily perform any of the conditions, work, deliverables, goods, or services called for by this Contract within the time requirements specified in this Contract or within any granted extension of those time requirements; or
- 2) If any State, county, city, or federal license, authorization, waiver, permit, qualification or certification required by statute, ordinance, law, or regulation to be held by Contractor to provide the goods or services required by this Contract is for any reason denied, revoked, debarred, excluded, terminated, suspended, lapsed, or not renewed; or
- 3) If Contractor becomes insolvent, subject to receivership, or becomes voluntarily or involuntarily subject to the jurisdiction of the bankruptcy court; or
- 4) If the State materially breaches any material duty under this Contract and any such breach impairs Contractor's ability to perform; or
- 5) If it is found by the State that any quid pro quo or gratuities in the form of money, services, entertainment, gifts, or otherwise were offered or given by Contractor, or any agent or representative of Contractor, to any officer or employee of the State of Nevada with a view toward securing a contract or securing favorable treatment with respect to awarding, extending, amending, or making any determination with respect to the performing of such contract; or
- 6) If it is found by the State that Contractor has failed to disclose any material conflict of interest relative to the performance of this Contract.

D. Time to Correct. Unless the breach is not curable, or unless circumstances do not permit an opportunity to cure, termination upon declared breach may be exercised only after service of formal written notice as specified in *Section 4, Notice*, and the subsequent failure of the breaching party within fifteen (15) calendar days of receipt of that notice to provide evidence, satisfactory to the aggrieved party, showing that the declared breach has been corrected. Upon a notice of breach, the time to correct and the time for termination of the contract upon breach under subsection 10C, above, shall run concurrently, unless the notice expressly states otherwise.

E. Winding Up Affairs Upon Termination. In the event of termination of this Contract for any reason, the parties agree that the provisions of this Section survive termination:

- 1) The parties shall account for and properly present to each other all claims for fees and expenses and pay those which are undisputed and otherwise not subject to set off under this Contract. Neither party may withhold performance of winding up provisions solely based on nonpayment of fees or expenses accrued up to the time of termination;
- 2) Contractor shall satisfactorily complete work in progress at the agreed rate (or a pro rata basis if necessary) if so requested by the Contracting Agency;
- 3) Contractor shall execute any documents and take any actions necessary to effectuate an assignment of this Contract if so requested by the Contracting Agency;
- 4) Contractor shall preserve, protect and promptly deliver into State possession all proprietary information in accordance with *Section 21, State Ownership of Proprietary Information*.

11. **REMEDIES.** Except as otherwise provided for by law or this Contract, the rights and remedies of the parties shall not be exclusive and are in addition to any other rights and remedies provided by law or equity, including, without limitation, actual damages, and to a prevailing party reasonable attorneys' fees and costs. For purposes of an award of attorneys' fees to either party, the parties stipulate and agree that a reasonable hourly rate of attorneys' fees shall be one hundred and fifty dollars (\$150.00) per hour. The State may set off consideration against any unpaid obligation of Contractor to any State agency in accordance with NRS 353C.190. In the event that Contractor voluntarily or involuntarily becomes subject to the jurisdiction of the Bankruptcy Court, the State may set off consideration against any unpaid obligation of Contractor to the State or its agencies, to the extent allowed by bankruptcy law, without regard to whether the procedures of NRS 353C.190 have been utilized.
12. **LIMITED LIABILITY.** The State will not waive and intends to assert available NRS Chapter 41 liability limitations in all cases. Contract liability of both parties shall not be subject to punitive damages. Damages for any State breach shall never exceed the amount of funds appropriated for payment under this Contract, but not yet paid to Contractor, for the Fiscal Year budget in existence at the time of the breach. Contractor's tort liability shall not be limited.
13. **FORCE MAJEURE.** Neither party shall be deemed to be in violation of this Contract if it is prevented from performing any of its obligations hereunder due to strikes, failure of public transportation, civil or military authority, act of public enemy, accidents, fires, explosions, or acts of God, including without limitation, earthquakes, floods, winds, or storms. In such an event the intervening cause must not be through the fault of the party asserting such an excuse, and the excused party is obligated to promptly perform in accordance with the terms of the Contract after the intervening cause ceases.
14. **INDEMNIFICATION AND DEFENSE.** To the fullest extent permitted by law, Contractor shall indemnify, hold harmless and defend, not excluding the State's right to participate, the State from and against all liability, claims, actions, damages, losses, and expenses, including, without limitation, reasonable attorneys' fees and costs, arising out of any breach of the obligations of Contractor under this contract, or any alleged negligent or willful acts or omissions of Contractor, its officers, employees and agents. Contractor's obligation to indemnify the State shall apply in all cases except for claims arising solely from the State's own negligence or willful misconduct. Contractor waives any rights of subrogation against the State. Contractor's duty to defend begins when the State requests defense of any claim arising from this Contract.
15. **REPRESENTATIONS REGARDING INDEPENDENT CONTRACTOR STATUS.** Contractor represents that it is an independent contractor, as defined in NRS 333.700(2) and 616A.255, warrants that it will perform all work under this contract as an independent contractor, and warrants that the State of Nevada will not incur any employment liability by reason of this Contract or the work to be performed under this Contract. To the extent the State incurs any employment liability for the work under this Contract, Contractor will reimburse the State for that liability.
16. **INSURANCE SCHEDULE.** Unless expressly waived in writing by the State, Contractor must carry policies of insurance and pay all taxes and fees incident hereunto. Policies shall meet the terms and conditions as specified within this Contract along with the additional limits and provisions as described in *Attachment AA*, incorporated hereto by attachment. The State shall have no liability except as specifically provided in the Contract.

Contractor shall not commence work before Contractor has provided the required evidence of insurance to the Contracting Agency. The State's approval of any changes to insurance coverage during the course of performance shall constitute an ongoing condition subsequent to this Contract. Any failure of the State to timely approve shall not constitute a waiver of the condition.

- A. Insurance Coverage. Contractor shall, at Contractor's sole expense, procure, maintain and keep in force for the duration of the Contract insurance conforming to the minimum limits as specified in *Attachment AA*, incorporated hereto by attachment. Unless specifically stated herein or otherwise agreed to by the State, the required insurance shall be in effect prior to the commencement of work by Contractor and shall continue in force as appropriate until:
 - 1) Final acceptance by the State of the completion of this Contract; or
 - 2) Such time as the insurance is no longer required by the State under the terms of this Contract; whichever occurs later.

Any insurance or self-insurance available to the State shall be in excess of and non-contributing with, any insurance required from Contractor. Contractor's insurance policies shall apply on a primary basis. Until such time as the insurance is no longer required by the State, Contractor shall provide the State with renewal or replacement evidence of insurance no less than thirty (30) days before the expiration or replacement of the required insurance. If at any time during the period when insurance is required by the Contract, an insurer or surety shall fail to comply with the requirements of this Contract, as soon as Contractor has knowledge of any such failure, Contractor shall immediately notify the State and immediately replace such insurance or bond with an insurer meeting the requirements.

B. General Requirements.

- 1) **Additional Insured:** By endorsement to the general liability insurance policy, the State of Nevada, its officers, employees and immune contractors as defined in NRS 41.0307 shall be named as additional insureds for all liability arising from the Contract.
- 2) **Waiver of Subrogation:** Each insurance policy shall provide for a waiver of subrogation against the State of Nevada, its officers, employees and immune contractors as defined in NRS 41.0307 for losses arising from work/materials/equipment performed or provided by or on behalf of Contractor.
- 3) **Cross Liability:** All required liability policies shall provide cross-liability coverage as would be achieved under the standard ISO separation of insureds clause.
- 4) **Deductibles and Self-Insured Retentions:** Insurance maintained by Contractor shall apply on a first dollar basis without application of a deductible or self-insured retention unless otherwise specifically agreed to by the State. Such approval shall not relieve Contractor from the obligation to pay any deductible or self-insured retention. Any deductible or self-insured retention shall not exceed fifty thousand dollars (\$50,000.00) per occurrence, unless otherwise approved by the Risk Management Division.
- 5) **Policy Cancellation:** Except for ten (10) days notice for non-payment of premiums, each insurance policy shall be endorsed to state that without thirty (30) days prior written notice to the State of Nevada, c/o Contracting Agency, the policy shall not be canceled, non-renewed or coverage and/or limits reduced or materially altered, and shall provide that notices required by this Section shall be sent by certified mail to the address shown on page one (1) of this contract.
- 6) **Approved Insurer:** Each insurance policy shall be:
 - a) Issued by insurance companies authorized to do business in the State of Nevada or eligible surplus lines insurers acceptable to the State and having agents in Nevada upon whom service of process may be made; and
 - b) Currently rated by A.M. Best as "A-VII" or better.

C. Evidence of Insurance.

Prior to the start of any work, Contractor must provide the following documents to the contracting State agency:

- 1) **Certificate of Insurance:** The Acord 25 Certificate of Insurance form or a form substantially similar must be submitted to the State to evidence the insurance policies and coverages required of Contractor. The certificate must name the State of Nevada, its officers, employees and immune contractors as defined in NRS 41.0307 as the certificate holder. The certificate should be signed by a person authorized by the insurer to bind coverage on its behalf. The State project/Contract number, description and Contract effective dates shall be noted on the certificate, and upon renewal of the policies listed, Contractor shall furnish the State with replacement certificates as described within *Section 16A, Insurance Coverage*.

Mail all required insurance documents to the State Contracting Agency identified on Page one of the Contract.

- 2) **Additional Insured Endorsement:** An Additional Insured Endorsement (CG 20 10 11 85 or CG 20 26 11 85), signed by an authorized insurance company representative, must be submitted to the State to evidence the endorsement of the State as an additional insured per *Section 16 B, General Requirements*.
 - 3) **Schedule of Underlying Insurance Policies:** If Umbrella or Excess policy is evidenced to comply with minimum limits, a copy of the underlying Schedule from the Umbrella or Excess insurance policy may be required.
 - 4) **Review and Approval:** Documents specified above must be submitted for review and approval by the State prior to the commencement of work by Contractor. Neither approval by the State nor failure to disapprove the insurance furnished by Contractor shall relieve Contractor of Contractor's full responsibility to provide the insurance required by this Contract. Compliance with the insurance requirements of this Contract shall not limit the liability of Contractor or its subcontractors, employees or agents to the State or others, and shall be in addition to and not in lieu of any other remedy available to the State under this Contract or otherwise. The State reserves the right to request and review a copy of any required insurance policy or endorsement to assure compliance with these requirements.
17. **COMPLIANCE WITH LEGAL OBLIGATIONS.** Contractor shall procure and maintain for the duration of this Contract any State, county, city or federal license, authorization, waiver, permit qualification or certification required by statute, ordinance, law, or regulation to be held by Contractor to provide the goods or services required by this Contract. Contractor shall provide proof of its compliance upon request of the Contracting Agency. Contractor will be responsible to pay all taxes, assessments, fees, premiums, permits, and licenses required by law. Real property and personal property taxes are the responsibility of Contractor in accordance with NRS 361.157 and NRS 361.159. Contractor agrees to be responsible for payment of any such government obligations not paid by its subcontractors during performance of this Contract.
 18. **WAIVER OF BREACH.** Failure to declare a breach or the actual waiver of any particular breach of the Contract or its material or nonmaterial terms by either party shall not operate as a waiver by such party of any of its rights or remedies as to any other breach.
 19. **SEVERABILITY.** If any provision contained in this Contract is held to be unenforceable by a court of law or equity, this Contract shall be construed as if such provision did not exist and the non-enforceability of such provision shall not be held to render any other provision or provisions of this Contract unenforceable.
 20. **ASSIGNMENT/DELEGATION.** To the extent that any assignment of any right under this Contract changes the duty of either party, increases the burden or risk involved, impairs the chances of obtaining the performance of this Contract, attempts to operate as a novation, or includes a waiver or abrogation of any defense to payment by State, such offending portion of the assignment shall be void, and shall be a breach of this Contract. Contractor shall neither assign, transfer nor delegate any rights, obligations nor duties under this Contract without the prior written consent of the State.
 21. **STATE OWNERSHIP OF PROPRIETARY INFORMATION.** Any data or information provided by the State to Contractor and any documents or materials provided by the State to Contractor in the course of this Contract ("State Materials") shall be and remain the exclusive property of the State and all such State Materials shall be delivered into State possession by Contractor upon completion, termination, or cancellation of this Contract.
 22. **PUBLIC RECORDS.** Pursuant to NRS 239.010, information or documents received from Contractor may be open to public inspection and copying. The State has a legal obligation to disclose such information unless a particular record is made confidential by law or a common law balancing of interests. Contractor may label specific parts of an individual document as a "trade secret" or "confidential" in accordance with NRS 333.333, provided that Contractor thereby agrees to indemnify and defend the State for honoring such a designation. The failure to so label any document that is released by the State shall constitute a complete waiver of any and all claims for damages caused by any release of the records.
 23. **CONFIDENTIALITY.** Contractor shall keep confidential all information, in whatever form, produced, prepared, observed or received by Contractor to the extent that such information is confidential by law or otherwise required by this Contract.

24. **FEDERAL FUNDING.** In the event federal funds are used for payment of all or part of this Contract, Contractor agrees to comply with all applicable federal laws, regulations and executive orders, including, without limitation the following:
- A. Contractor certifies, by signing this Contract, that neither it nor its principals are presently debarred, suspended, proposed for debarment, declared ineligible or voluntarily excluded from participation in this transaction by any federal department or agency. This certification is made pursuant to Executive Orders 12549 and 12689 and Federal Acquisition Regulation subpart 9.4, and any relevant program-specific regulations. This provision shall be required of every subcontractor receiving any payment in whole or in part from federal funds.
 - B. Contractor and its subcontracts shall comply with all terms, conditions, and requirements of the Americans with Disabilities Act of 1990 (P.L. 101-136), 42 U.S.C. 12101, as amended, and regulations adopted thereunder, including 28 C.F.R. Section 35, inclusive, and any relevant program-specific regulations.
 - C. Contractor and its subcontractors shall comply with the requirements of the Civil Rights Act of 1964 (P.L. 88-352), as amended, the Rehabilitation Act of 1973 (P.L. 93-112), as amended, and any relevant program-specific regulations, and shall not discriminate against any employee or offeror for employment because of race, national origin, creed, color, sex, religion, age, disability or handicap condition (including AIDS and AIDS-related conditions.)
25. **LOBBYING.** The parties agree, whether expressly prohibited by federal law, or otherwise, that no funding associated with this Contract will be used for any purpose associated with or related to lobbying or influencing or attempting to lobby or influence for any purpose the following:
- A. Any federal, State, county or local agency, legislature, commission, council or board;
 - B. Any federal, State, county or local legislator, commission member, council member, board member, or other elected official; or
 - C. Any officer or employee of any federal, State, county or local agency; legislature, commission, council or board.
26. **GENERAL WARRANTY.** Contractor warrants that all services, deliverables, and/or work products under this Contract shall be completed in a workmanlike manner consistent with standards in the trade, profession, or industry; shall conform to or exceed the specifications set forth in the incorporated attachments; and shall be fit for ordinary use, of good quality, with no material defects.
27. **PROPER AUTHORITY.** The parties hereto represent and warrant that the person executing this Contract on behalf of each party has full power and authority to enter into this Contract. Contractor acknowledges that as required by statute or regulation this Contract is effective only after approval by the State Board of Museums and History and only for the period of time specified in the Contract. Any services performed by Contractor before this Contract is effective or after it ceases to be effective are performed at the sole risk of Contractor.
28. **DISCLOSURES REGARDING CURRENT OR FORMER STATE EMPLOYEES.** For the purpose of State compliance with NRS 333.705, Contractor represents and warrants that if Contractor, or any employee of Contractor who will be performing services under this Contract, is a current employee of the State or was employed by the State within the preceding 24 months, Contractor has disclosed the identity of such persons, and the services that each such person will perform, to the Contracting Agency.
29. **ASSIGNMENT OF ANTITRUST CLAIMS.** Contractor irrevocably assigns to the State any claim for relief or cause of action which Contractor now has or which may accrue to Contractor in the future by reason of any violation of State of Nevada or federal antitrust laws in connection with any goods or services provided under this Contract.
30. **GOVERNING LAW: JURISDICTION.** This Contract and the rights and obligations of the parties hereto shall be governed by, and construed according to, the laws of the State of Nevada, without giving effect to any principle of conflict-of-law that would require the application of the law of any other jurisdiction. The parties consent to the exclusive jurisdiction of and venue in the First Judicial District Court, Carson City, Nevada for enforcement of this Contract, and consent to personal jurisdiction in such court for any action or proceeding arising out of this Contract.

31. **ENTIRE CONTRACT AND MODIFICATION.** This Contract and its integrated attachment(s) constitute the entire agreement of the parties and as such are intended to be the complete and exclusive statement of the promises, representations, negotiations, discussions, and other agreements that may have been made in connection with the subject matter hereof. Unless an integrated attachment to this Contract specifically displays a mutual intent to amend a particular part of this Contract, general conflicts in language between any such attachment and this Contract shall be construed consistent with the terms of this Contract. Unless otherwise expressly authorized by the terms of this Contract, no modification or amendment to this Contract shall be binding upon the parties unless the same is in writing and signed by the respective parties hereto and approved by the Office of the Attorney General and the State Board of Museums and History. This Contract, and any amendments, may be executed in counterparts.

IN WITNESS WHEREOF, the parties hereto have caused this Contract to be signed and intend to be legally bound thereby.

Independent Contractor's Signature

Date

Independent Contractor's Title

Signature

Date

Title

Signature

Date

Title

Signature

Date

Title

APPROVED BY BOARD OF MUSEUMS AND
HISTORY

Signature – Board of Museums and History

On:

Date

Approved as to form by:

On:

Deputy Attorney General for Attorney General

Date

ATTACHMENT AA
INSURANCE SCHEDULE

INSURANCE REQUIREMENTS:

Contractor and subcontractors shall procure and maintain until all of their obligations have been discharged, including any warranty periods under this Contract are satisfied, insurance against claims for injury to persons or damage to property which may arise from or in connection with the performance of the work hereunder by the Contractor, his agents, representatives, employees or subcontractors.

The insurance requirements herein are minimum requirements for this Contract and in no way limit the indemnity covenants contained in this Contract. The State in no way warrants that the minimum limits contained herein are sufficient to protect the Contractor from liabilities that might arise out of the performance of the work under this contract by the Contractor, his agents, representatives, employees or subcontractors and Contractor is free to purchase additional insurance as may be determined necessary.

A. **MINIMUM SCOPE AND LIMITS OF INSURANCE:** Contractor shall provide coverage with limits of liability not less than those stated below. An excess liability policy or umbrella liability policy may be used to meet the minimum liability requirements provided that the coverage is written on a "following form" basis.

1. **Commercial General Liability – Occurrence Form**

Policy shall include bodily injury, property damage and broad form contractual liability coverage.

- | | |
|---|-------------|
| • General Aggregate | \$2,000,000 |
| • Products – Completed Operations Aggregate | \$1,000,000 |
| • Personal and Advertising Injury | \$1,000,000 |
| • Each Occurrence | \$1,000,000 |

- a. The policy shall be endorsed to include the following additional insured language: "The State of Nevada shall be named as an additional insured with respect to liability arising out of the activities performed by, or on behalf of the Contractor".

2. **Worker's Compensation and Employers' Liability**

Workers' Compensation	Statutory
Employers' Liability	
Each Accident	\$100,000
Disease – Each Employee	\$100,000
Disease – Policy Limit	\$500,000

- a. Policy shall contain a waiver of subrogation against the State of Nevada.
- b. This requirement shall not apply when a contractor or subcontractor is exempt under N.R.S., AND when such contractor or subcontractor executes the appropriate sole proprietor waiver form.

B. **ADDITIONAL INSURANCE REQUIREMENTS:** The policies shall include, or be endorsed to include, the following provisions:

1. On insurance policies where the State of Nevada is named as an additional insured, the State of Nevada shall be an additional insured to the full limits of liability purchased by the Contractor even if those limits of liability are in excess of those required by this Contract.
2. The Contractor's insurance coverage shall be primary insurance and non-contributory with respect to all other available sources.

C. **NOTICE OF CANCELLATION:** Contractor shall for each insurance policy required by the insurance provisions of this Contract shall not be suspended, voided or canceled except after providing thirty (30) days prior written notice been given to the State, except when cancellation is for non-payment of premium, then ten (10) days prior notice may be given. Such notice shall be sent directly to (State of Nevada Representative's Name & Address). Should contractor fail to provide State timely notice, contractor will be considered in breach and subject to cure provisions set forth within this contract.

D. **ACCEPTABILITY OF INSURERS:** Insurance is to be placed with insurers duly licensed or authorized to do business in the state of Nevada and with an "A.M. Best" rating of not less than A-VII. The State in no way warrants that the above-required minimum insurer rating is sufficient to protect the Contractor from potential insurer insolvency.

- E. **VERIFICATION OF COVERAGE:** Contractor shall furnish the State with certificates of insurance (ACORD form or equivalent approved by the State) as required by this Contract. The certificates for each insurance policy are to be signed by a person authorized by that insurer to bind coverage on its behalf.

All certificates and any required endorsements are to be received and approved by the State before work commences. Each insurance policy required by this Contract must be in effect at or prior to commencement of work under this Contract and remain in effect for the duration of the project. Failure to maintain the insurance policies as required by this Contract or to provide evidence of renewal is a material breach of contract.

All certificates required by this Contract shall be sent directly to (State Department Representative's Name and Address). The State project/contract number and project description shall be noted on the certificate of insurance. The State reserves the right to require complete, certified copies of all insurance policies required by this Contract at any time. **DO NOT SEND CERTIFICATES OF INSURANCE TO THE STATES RISK MANAGEMENT DIVISION.**

- F. **SUBCONTRACTORS:** Contractors' certificate(s) shall include all subcontractors as additional insureds under its policies or Contractor shall furnish to the State separate certificates and endorsements for each subcontractor. All coverages for subcontractors shall be subject to the minimum requirements identified above.
- G. **APPROVAL:** Any modification or variation from the insurance requirements in this Contract shall be made by the Attorney General's Office or the Risk Manager, whose decision shall be final. Such action will not require a formal Contract amendment, but may be made by administrative action.

Independent Contractor's Signature

Date

Title

Signature – State of Nevada

Date

Title

BRIAN SANDOVAL Governor
PETER BARTON Administrator
MYRON FREEDMAN Director, Nevada State Museum, Carson City

NEVADA MUSEUMS & HISTORY



SCOPE OF WORK HISTORIC MINT VIDEO

Filming and production of an approximately 3-4 minute overview video of The Nevada State Museum Historic Mint

Services to include:

- Storyboard coordination with NSM staff and NVM team. Outline of video to be determined in advance
- Creation of graphics and written content to support narration.
- Creation of simple intro/outro and lower-third graphics based on the existing NSM logo.
- Final video content will be delivered as MP4 files, suitable for all uses.
- NVM will archive high-resolution versions of all videos.
- NVM does not deliver all raw footage shot, only the processed, finished project.
- NSM will own the full copyright to the final project to be used in any manner.



May 7, 2018

To: Nevada State Museum
600 N. Carson St.
Carson City, NV 89701
Attn: Mary Covington

Historic mint overview video proposal

Filming and production of an approximately 3-4 minute overview video of Nevada State Museum's historic mint – \$3800
Services included in this price:

- Two different filming sessions on different dates:
 - one longer, main session (approx. 2-3 hours) covering narration from Chris DeWitt with main narration and b-roll (like blueprints, medallions and other related content)
 - one shorter session (approx. 1-2 hours) with a group of students or scouts during guided tour with the mint operating and additional b-roll
- Storyboard coordination with NSM staff and NVM team. Outline of video to be determined in advance
- Creation of graphics and written content to support narration.

Common terms to all video packages:

- Approximately 10-14 days needed for production of the project beginning after the final day of shooting.
- Creation of simple intro/outro and lower-third graphics based on the existing NSM logo.
- 3-4 minor revisions are included in pricing for the video. Pre-planning and storyboarding should be thorough enough to be on message.
- Requested edits and changes to the project must be returned to NVM in an organized and timely manner.
- Extensive revisions or major changes to the direction of a video package after it is shot may incur additional shooting and production charges.
- Final video content will be delivered as MP4 files, suitable for all uses.
- NVM will archive high-resolution versions of all videos.
- NVM does not deliver all raw footage shot, only the processed, finished project.
- NSM will own the full copyright to the final project to be used in any manner.

Estimated schedule/structure of project:

- 2-3 pre-planning meetings to determine storyboard, schedule and people involved in the video.
- Proofs typically sent via email, meetings possible if needed to finalize any edits and changes.



REPORT TO THE
 BOARD OF MUSEUMS AND HISTORY
 JUNE 14-15, 2018

I. Private Funds Budget Summary

Private Funds Budget Summary B/A #5037 - Carson City				
State Fiscal Year 2018				
	<u>GL/Cat#</u>	<u>Total Budget</u>	<u>Year to Date Actuals</u>	<u>Percentage Year to Date</u>
Cash From Prev Fiscal Year Unrestricted	2511	123,075	123,075	100.00%
Cash From Prev Fiscal Year Restricted	2511	9,238	9,238	100.00%
<u>Comparison of Revenues Budgeted/ Received:</u>				
Facilities Charge	3801	1,466	630	42.97%
Merchandise Sales *	4025	100,000	79,939	79.94%
Gifts & Donations	4251	3,057	1,667	54.53%
Private Grants	4265	15,000	250	1.67%
Friends of NSRMCC	4266	7,730	3,530	45.66%
Treasurers Interest	4326	659	1,385	210.14%
Total Revenues:		\$127,912	\$87,401	68.33%
<u>Comparison of Expenditures Budgeted/Expended:</u>				
Administration	35	8,358	5,606	67.08%
Exhibits	37	30,000	8,276	27.59%
Docents	43	1,600	0	0.00%
Museum Store	45	106,536	70,159	65.85%
Board Approved Special Projects	48	89,493	3,804	4.25%
Special Projects (Restricted)	55	12,000	3,663	30.52%
Total Expenditures:		\$247,987	\$91,509	36.90%
<u>Available Unrestricted Cash</u>			122,380	

Revenue/Expenditure Comparison Narrative:

The above figures reflect the third quarter of fiscal year 2018 revenues and expenditures as of March 31, 2018.

* Further detail available in the below identified sections.

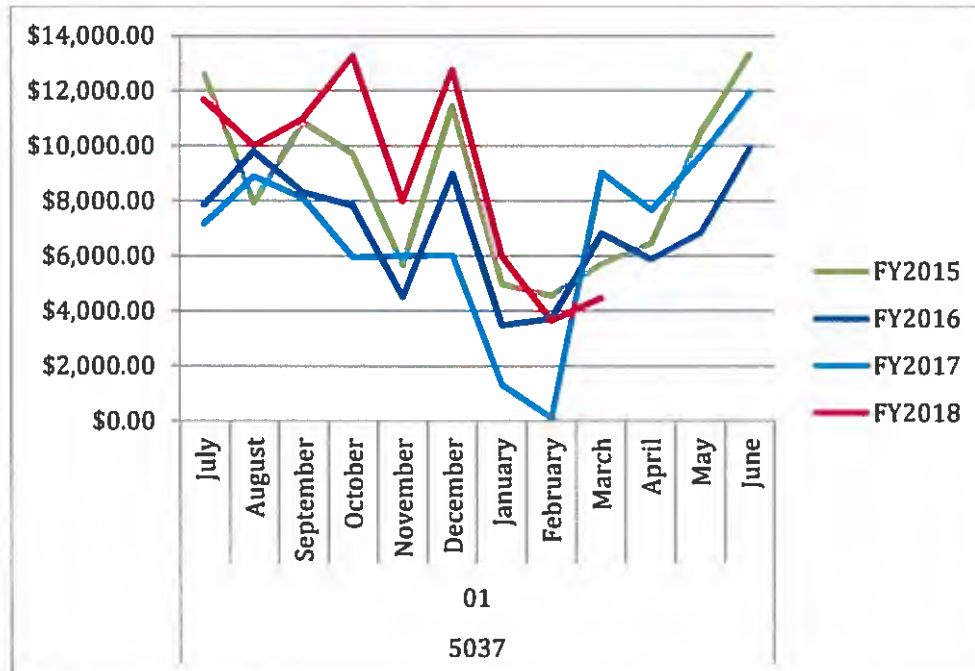
II. Museum Store Sales

	<u>July</u>	<u>Aug</u>	<u>Sept</u>	<u>Oct</u>	<u>Nov</u>	<u>Dec</u>	<u>Jan</u>	<u>Feb</u>	<u>Mar</u>	<u>Apr</u>	<u>May</u>	<u>June</u>	<u>TOTAL</u>
FY 18	11,680	9,998	10,972	13,260	7,980	12,755	5,975	3,648	4,458		0	0	80,725
FY 17	7,160	8,882	8,085	5,938	5,988	6,006	1,293	99	9,012	7,654	9,654	11,927	81,697
FY 16	7,851	9,780	8,294	7,821	4,490	8,966	3,465	3,709	6,807	5,874	6,836	10,253	84,145
FY 15	12,196	8,060	10,330	9,149	6,541	11,307	5,272	4,539	5,113	7,027	10,525	13,585	103,645
FY 14	12,859	8,294	5,165	10,815	4,882	7,444	4,522	3,258	6,234	6,705	8,033	13,003	91,213
YTD	11,680	21,677	32,649	45,909	53,889	66,645	72,619	76,267	80,725	0	0	0	80,725

YTD													
Comparison	163.14%	135.14%	135.32%	152.70%	149.48%	158.46%	167.51%	175.53%	153.87%	0.00%	0.00%	0.00%	

Monthly													
Comparison	163.14%	112.56%	135.70%	223.33%	133.27%	212.38%	462.05%	3684.52%	49.47%	0.00%	0.00%	0.00%	

NSRM CC STORE SALES ANNUAL COMPARISON



Museum Store Sales Narrative: The Museum Store's sales dropped, as expected, during the third quarter of FY18, due to decreased visitation over the winter months. The store still maintained a strong average sale per visitor at \$4.63 and the average sale per customer was \$20.55. Lara has been making visual improvements in the store, creating a more open line-of-sight and highlighting new merchandise on display. Report is through March 31, 2018.

III. Museum Store Revenue and Expenditure Chart

Museum Store Profit and Loss Chart

FY2018	Revenues	Expenditures			Total	Net	% Net
		Merchandise	Personnel	Oper/Other	Expenditure	Profit (Loss)	Profit (Loss)
July	11,680	7,050	2,591	73	9,715	1,965	16.8%
August	9,998	6,622	3,883	2,886	13,391	(3,394)	(33.9%)
September	10,972	3,481	3,822	113	7,416	3,556	32.4%
October	13,260	2,640	3,822	567	7,029	6,231	47.0%
November	7,980	7,016	3,883	41	10,940	(2,960)	(37.1%)
December	12,755	1,522	5,509	443	7,474	5,281	41.4%
January	5,975	251	4,017	244	4,512	1,462	24.5%
February	3,648	603	3,951	175	4,729	(1,081)	(29.6%)
March	4,458	1,101	3,951	1,235	6,287	(1,828)	(41.0%)
April	-	-	-	-	-	-	0.0%
May	-	-	-	-	-	-	0.0%
June	-	-	-	-	-	-	0.0%
FY18 Total	80,725	30,285	35,431	5,778	71,493	9,232	11.4%
FY17 Total	81,697	48,415	35,278	4,293	87,985	(6,288)	(7.7%)
FY16 Total	84,145	24,816	52,207	3,747	80,770	3,375	4.0%
FY15 Total	103,645	47,313	47,438	4,516	99,267	4,378	4.2%
FY14 Total	90,705	32,342	47,625	4,519	84,486	6,219	6.9%

Museum Store Revenue and Expenditure Chart Narrative: Museum store revenues dropped during our slow months of January, February and March, as expected. Major purchasing and re-stocking has resumed in preparation for our busy operating season. Lara has brought in several new items that are already selling well. The new items, as well as the store in general, have been promoted on social media, the NSRM website, and our electronic entry sign. It is expected that the store numbers will continue on the upward trend through the summer and fall. Report is through March 31, 2018.

IV. Membership Program

Membership Program Narrative:

The Nevada State Railroad Museum does not have a membership program. People wishing to support the museum through membership join the *Friends of the Nevada State Railroad Museum*. This non-profit organization provides cash support for various museum projects and programs. As of this date, the current total of memberships stands at 546, a slight increase.

V. Museum Attendance Figures

Attendance chart comparison against four previous fiscal years.

	<u>July</u>	<u>Aug</u>	<u>Sept</u>	<u>Oct</u>	<u>Nov</u>	<u>Dec</u>	<u>Jan</u>	<u>Feb</u>	<u>Mar</u>	<u>Apr</u>	<u>May</u>	<u>June</u>	<u>TOTAL</u>
FY 18	2930	1918	2038	2536	1199	1353	911	928	1193	0	0	0	15006
FY 17	2812	1979	2006	2463	1350	1593	55	0	2260	1678	2185	2320	20701
FY 16	2812	2311	1689	2154	1168	1279	811	961	1453	1208	2208	2145	20199
FY 15	3441	2433	1581	1614	1254	1481	1010	897	1228	1394	2707	2232	21272
FY 14	2884	1727	1148	1132	1147	1236	609	647	1110	1133	1953	2011	16737
YTD	2,930	4,848	6,886	9,422	10,621	11,974	12,885	13,813	15,006	0	0	0	15,006
YTD Comparison	104.20%	101.19%	101.31%	101.75%	100.10%	98.12%	105.12%	112.69%	103.36%	0.00%	0.00%	0.00%	
Monthly Comparison	104.20%	96.92%	101.60%	102.96%	88.81%	84.93%	1656.36%	#DIV/0!	52.79%	0.00%	0.00%	0.00%	

Year-to-Date Comparison compares the cumulative year to date figures against the same time period in the previous year.

Monthly Comparison compares the current month of the current year against the same month in the previous year.

Museum Attendance Figures Narrative:

We are very satisfied with our growth. While it is modest, it is increasing. Special Events are driving visitation.

VI. Attendance Receipts

Current attendance receipts compared against three previous fiscal years.

	<u>July</u>	<u>Aug</u>	<u>Sept</u>	<u>Oct</u>	<u>Nov</u>	<u>Dec</u>	<u>Jan</u>	<u>Feb</u>	<u>Mar</u>	<u>Apr</u>	<u>May</u>	<u>June</u>	<u>TOTAL</u>
FY 18	14,646	8,848	10,027	13,020	5,261	4,099	5,678	4,026	2,935	0	0	0	68,540
FY 17	12,785	10,124	8,616	8,347	5,174	4,810	1,230	0	4,022	6,101	7,930	11,311	80,450
FY 16	9,799	10,356	8,081	8,606	3,698	4,178	3,055	3,565	5,767	4,716	7,311	12,343	45,079
FY 15	12,568	8,106	7,562	5,911	3,437	6,148	3,798	3,405	3,476	6,231	5,817	11,530	77,988
FY 14	7,607	6,922	6,121	8,150	1,912	6,971	3,341	1,370	4,341	3,183	6,642	10,439	66,999
YTD	14,646	23,494	33,521	46,541	51,802	55,901	61,579	65,605	68,540	0	0	0	68,540
YTD Comparison	114.56%	102.55%	106.33%	116.73%	115.00%	112.13%	120.54%	128.42%	124.38%	0.00%	0.00%	0.00%	
Monthly Comparison	114.56%	87.40%	116.38%	155.98%	101.69%	85.22%	461.63%	#DIV/0!	72.97%	0.00%	0.00%	0.00%	

Year-to-Date Comparison compares the cumulative year to date figures against the same time period in the previous year.

Monthly Comparison compares the current month of the current year against the same month in the previous year.

Museum Attendance Receipts Narrative:

Growth in this area is tremendous and we are satisfied with programming direction.

Nevada State Railroad Museum-CC
Report to the Board
June 14-15, 2018

Train Ride receipts compared against four previous fiscal years.

	<u>July</u>	<u>Aug</u>	<u>Sept</u>	<u>Oct</u>	<u>Nov</u>	<u>Dec</u>	<u>Jan</u>	<u>Feb</u>	<u>Mar</u>	<u>Apr</u>	<u>May</u>	<u>June</u>	<u>TOTAL</u>
FY 18	8,953	2,898	5,715	14,180	5,249	18,809	0	0	0	0	0	0	55,804
FY 17	7,264	4,487	7,239	9,738	6,917	18,024	190	0	0	317	5,161	5,258	64,594
FY 16	7,703	4,087	5,477	4,992	3,828	16,671	1,650	0	0	2,553	5,592	8,714	61,268
FY 15	10,086	807	6,760	1,856	2,141	9,039	106	0	0	0	5,934	8,049	44,779
FY 14	9,754	0	0	994	1,362	6,718	0	0	0	0	5,215	617	24,660
YTD	8,953	11,851	17,566	31,746	36,995	55,804	0	0	0	0	0	0	55,804
YTD Comparison	123.3%	100.9%	92.5%	110.5%	103.8%	104.0%	0.0%	0.0%	0.0%	0.0%	0.0%	0.0%	
Monthly Comparison	123.3%	64.6%	79.0%	145.6%	75.9%	104.4%	0.0%	#DIV/0!	#DIV/0!	0.0%	0.0%	0.0%	

Year-to-Date Comparison compares the cumulative year to date figures against the same time period in the previous year.
Monthly Comparison compares the current month of the current year against the same month in the previous year.

VII. Train Ride Receipts

Train Ride Receipts Narrative: Revenue YTD is running marginally higher than SPLY. Trains do not operate Jan-March. Our Events Committee has focused on visitor experience and boosting planned visitation. We are experiencing significant decrease in drive-by visitors. The efforts of the Events Committee are a good offset to the decrease in 'impulse' visitors. Report reflects activity through March 31, 2018.

VIII. Fundraising Activities:

- The NSRM is working with our Friends organization and has submitted several grant proposals during this period.
- The museum is reaching out to the Friends membership and the public to name NSRM-CC in their estate planning. This is beginning to be successful with several individuals; however it will be some time before this effort bears fruit.
- The museum and the Friends of the NSRM are preparing an aggressive fundraising campaign for the repair of a locomotive for use in annual operations. It is critical that the Museum decreases its reliance on artifacts for use in general passenger traffic.
- The museum is offering itself as a destination location for weddings and receptions.

IX. General Museum Activities

- The museum partnered with the Carson City Library to provide a space for their Family Reading Event on January 13. The event included a story time featuring the book *Little Kids First Big Book of Why*. After the story time children performed an experiment with bubbles and received a copy of the book featured during story

time. Over 20 children participated in the event and it was one of the best attended Family Reading Events according to the Carson City Library.

- On February 24 the museum started a program called Story Time with Susie. Every other Saturday one of our new volunteers, Susie Kapahee, will conduct a story time at 10:30am featuring railroad related children's books. Susie started the program with the classic story *The Little Engine That Could*. As the program develops there will be a craft to go along with the story time, as well.
- The Egg-stra Special Express over Easter weekend was a big success. We had bigger crowds than we anticipated with over 750 visitors throughout the weekend. We had lines of visitors waiting for Edwards Car rides, built lots of trains at the crafts table (so many that we ran out of supplies on Sunday), and had a lot of fun at the Easter egg hunts and story times. The Easter weekend event has steadily grown over the past four years from a simple scavenger hunt in the museum to this year's Easter egg hunts and Edwards Car rides.
- The Nevada State Railroad Museum Equipment Guidebook was under revision and will be ready to print this spring.

Mission Statement

The Nevada State Railroad Museum is a cultural resource dedicated to educating the broadest possible audience about the contributions of railroads and railroading to the development of Nevada.

This mission is realized through the collection, preservation and interpretation of significant locomotives, rolling stock, artifacts, photographs, documents and ephemera directly relating to railroads and railroading in Nevada.

Current Operations

As of July 1, 2013 the museum expanded to operating for the public five days per week; Thursday through Monday, 9:00a.m.to 4:30p.m.

NEVADA STATE RAILROAD MUSEUM, CARSON CITY

Proposed Interpretive Center Exhibit Renovation

May 2018



Prepared by Alicia Barber, PhD
Stories in Place LLC
alicia@storiesinplace.com
775-771-3975

SUMMARY

The Nevada State Railroad Museum in Carson City plans to renovate the exhibits in the museum's Jacobsen Interpretive Center to enhance its flexibility and strengthen its interpretive focus. This renovation will involve rearrangement of the museum's physical layout and collections including some structural alterations, as well as the design and installation of new interpretive text panels.

The revised interpretation and display will enable an enhanced focus on how the transcontinental railroad line, completed in 1869, fundamentally transformed life in Nevada and across the United States. It will also enable continued interpretation of the impact of Nevada's other railroad lines, particularly the Virginia & Truckee.

Major elements will include the following:

- Positioning of the Inyo and Dayton (with boxcar) nose-to-nose, fronting a near life-size print of the famous Andrew J. Russell photograph of Promontory Summit on May 10, 1869, to interpret the completion of the transcontinental railroad and the role of these two locomotives in Hollywood depictions of the event.
- The incorporation of Virginia & Truckee Coach No. 17 with a new interpretive area describing its history and the museum's curatorial approach toward its preservation and display.
- The addition of large-scale maps—one of the transcontinental line, affixed to the floor in front of the Inyo and Dayton, and another of railroads of Nevada on the southern wall.
- A renovated entrance area enabling greater flexibility in use of the eastern interior track.



WHY RENOVATE NOW?

Revising the museum's interpretive program and physical layout will accomplish the following:

- Enable greater flexibility of display and interpretation

Rearranging the layout of the interpretive center will provide for greater flexibility in displaying the collection's rolling stock on both interior lines of track. Currently, the rolling stock on the eastern track cannot be switched out, limiting the museum's options.

- Better reflect the unique content of the museum's collection

Strengthening the interpretive focus on the Central Pacific/Transcontinental and V&T Railroads will highlight the museum's existing assets, which center on these two lines. It will also allow for expanded interpretation of some of the associated rolling stock. The unique case of No. 17 (the last surviving piece of rolling stock present at Promontory) and its varied service and functions throughout time will enable extended discussion of the merits of restoration vs. preservation, a primary interest of this museum.

- Reflect the museum's geographical location

Revised interpretive materials and displays will focus (although not exclusively) on the two railroad lines closest in geographical proximity to the museum: the Virginia & Truckee and the Central Pacific/Transcontinental Railroad. The state's other two railroad museums, the Nevada State Railroad Museum Boulder City and East Ely Railroad Depot Museum, interpret railroads and regional histories specific to their respective locations.

- Strengthen interpretation of the impact of Nevada's most significant railroads

The Central Pacific/Transcontinental Railroad and the V&T Railroad are historically the two most important railroad lines to Nevada, and the Transcontinental Railroad fundamentally changed life in the United States. The need to transport resources to and from the Comstock Lode—the reason for establishing the V&T Railroad—helped to determine the route of the transcontinental line through Nevada, linking the history of these two lines. A strengthened focus on the impact of these significant developments will strengthen the museum's relevance to the visitor, including students.

- Benefit from national promotion for the 150th anniversary of the Transcontinental Railroad

The 150th anniversary of the completion of the Transcontinental Railroad will be celebrated on May 10, 2019. Reorienting the museum's exhibits by March or April of 2019 to place greater emphasis on the significance of the line's completion may enable the museum to benefit more directly from associated national promotion of this anniversary, through organizations such as the Union Pacific: <https://www.up.com/aboutup/community/great-race/index.htm>.

INTERPRETIVE OVERVIEW

The planned renovations will continue to support the museum's mission statement:

MISSION STATEMENT

The Nevada State Railroad Museum nurtures an appreciation of Nevada railroading in a dynamic environment.

The core message of the exhibit will also remain the same. Around 2010, the Interpretive Center was professionally redesigned to emphasize a new core message, supported through exhibits, signage, and arrangement of rolling stock:

CORE MESSAGE

The railroads of Nevada enabled settlement—
and the rapid, profitable exploitation of resources—in a hostile environment.

This core message introduced for the first time substantial interpretation about the Central Pacific Railroad, along with interpretation of Nevada's diverse railroads and the interdependence of Nevada's railroads and mines. By interpreting stories related to numerous railroads in Nevada, that message can encompass all interpretation found in the exhibit under a single thematic umbrella.

The emphasis of the renovation will be less on the *construction* of the transcontinental line and the challenges related to building it through Nevada, in favor of outlining its short- and long-term cultural *effects* on Nevada and the rest of the country. The rolling stock related to the V&T will be utilized in part as props to support the story of the Central Pacific, as well as the story of the V&T itself.

The core message will also be supported by two additional interpretive features that connect the stories of the V&T and Central Pacific Railroads:

- The relationship of the museum's collection to Hollywood productions
- Discussion of preservation vs. restoration of railroad cars, highlighting V&T Coach No. 17

PROPOSED SUPPORTING MESSAGES AND INTERPRETIVE THEMES

MESSAGE #1: The long-awaited construction of the Central Pacific Railroad and the completion of the transcontinental railroad line in 1869 fundamentally transformed life in Nevada and across the United States.

1. Prior to the construction of the Central Pacific/Transcontinental Railroad, travel across the continent was challenging, dangerous, and time-consuming.
 - Around the Horn
 - The Overland Trail
 - By Sea and Jungle
2. While the idea of a transcontinental railroad had widespread support, the route was uncertain for some time and was influenced in part by the discovery of the Comstock Lode.
 - Connecting a Divided Nation
 - Ho for Washoe!
3. Congressional action and new funding mechanisms in the 1860s enabled construction of the Pacific Railroad to begin in earnest from the east and west.
 - Making a Railroad
 - The Great Race
4. The transcontinental railroad revolutionized the movement of people and materials across the country, providing numerous benefits to the state of Nevada and the rest of the United States.
 - Nevada and the Pacific Railroad
 - Freight and Passenger Rates
 - Travel, Mail, and Express
 - Agriculture and Industry
5. The Central Pacific Railroad was subject to buy-outs and mergers until the transcontinental line was finally united in 1996.
 - What Became of the Central Pacific?

MESSAGE #2: The Virginia & Truckee Railroad was part of a complex industrial network that enabled the development and success of the Comstock mines.

1. The Virginia & Truckee had a long and varied history serving multiple purposes from 1869-1950.
 - The Virginia & Truckee
2. The Virginia & Truckee was central to the successful operations of the Comstock Lode.
 - The Comstock

3. The Virginia & Truckee was part of an extensive transportation and operational network that enabled the use of timber from Lake Tahoe in the construction of mining infrastructure.
 - Tahoe Timber

Interpretive Feature: Restoration vs. Preservation

A major goal is to create new interpretation of V&T Coach 17. The No. 17 will be located at the current site of the Jack and Marge Gibson Collection structure with panels on its history and preservation strategies. Its story clearly connects the Central Pacific to the V&T and to Hollywood, linking several of the museum's themes.

- Restoration vs. Preservation
- A Patchwork of Changes

Interpretive Feature: Hollywood

One side of the rear wall of the museum will feature an exhibit on the railcars in Hollywood.

- Portraying Promontory
- The V&T Saves Hollywood
- The Little Engine That Could
- Stardom
- Hollywood Saves the V&T

Descriptions of Individual Cars on Display (to be displayed with the cars)

- Central Pacific Boxcar on the V&T
- Virginia & Truckee Railroad Locomotive no. 18 "Dayton"
- Virginia & Truckee Railroad Locomotive No. 22 "Inyo"
- Virginia & Truckee Railroad No. 8, Survivor from the Comstock
- Virginia & Truckee Coach No. 17

Interpretive Feature: The Jack and Marge Gibson Collection

- 15-½" scale models

OVERVIEW OF PROPOSED PHYSICAL/INFRASTRUCTURE CHANGES

- Replace the modular entry ramps and platform with a removable “bridge” to enable rolling stock to be moved in and out along the eastern interior track.
- Relocate interactive video display closer to the front door.
- Install a large map of Nevada railroads to the south wall, just past the entry door.
- Move large construction diorama to the northern end of the room and replace with rolling stock near the entrance.
- Move out the Joe Douglass and place it on a flat car.
- Bring in new pieces: the Dayton, Coach No. 17 (the surviving car from the transcontinental completion ceremony at Promontory), the No. 1005 (there when the exhibit opened), and Virginia & Truckee Railroad No. 8.
- Affix a near-life-size print of the Andrew J. Russell photograph of the celebration marking the completion of the transcontinental railroad at Promontory on May 10, 1869 to the west wall.
- Place the Inyo and the Dayton (with the boxcar behind) nose-to-nose, just in front of the Promontory photograph (with space between to see the photograph just behind them) and encourage visitors to walk between to see the interpretive panels on the rear wall.
- Install a 120-foot-long map of the entire route of the Transcontinental Railroad line on the floor, between the two rows of rolling stock, complete with dates and markers, to illustrate the vastness of the line.
- Dismantle and remove the large platform and accessible ramps currently running along the western wall of the museum in order to utilize the entire west wall for the display of interpretive text panels at ground level (about the Central Pacific line and the Hollywood connection).
- Relocate the slide show-style video currently near the entry to the “Making a Railroad” section on the west wall along with UPRR construction photos available online from the Oakland Museum and artifacts displayed in the current entry area.
- Relocate and repurpose the structure currently housing the Jack and Marge Gibson Collection to house artifacts.
- Construct new shelving to house the Gibson Collection on the eastern wall, outside the administrative offices.
- Construct a new interpretive exhibit around V&T Coach 17 with panels about preservation and restoration.
- Expand the children’s play area.
- Create new interpretive panels as required.

PROJECT ESTIMATE

Activity	Estimated Cost	Actual Cost	Time/days	
Floor map	\$ 16,000.00		120	FY 19 Funds
Relief Map Design	\$ 15,000.00	Moved to FY20	120	FY 19 Funds
Relief map construction	\$ 45,000.00	Moved to FY20	120	FY 19 Funds
Text panels	\$ 15,000.00		90	FY 19 Funds
Coach Interior	\$ 10,000.00		180	FY 19 Funds
Dayton / #27 Swap	\$ -	\$ 7,000.00	180	FY 18 Funds
Coach 17 stabilization	\$ 3,000.00	\$ 5,000.00	720	FY 19 Funds
Move Gibson models	\$ 1,000.00	\$ 3,000.00	30	FY 18 Funds
Consultation	\$ -	\$ 600.00		FY 18 Funds
Transfer flat car (Joe Douglass)		\$ 5,210.00		FY 18 Funds
TOTAL	\$ 105,000.00	\$ 20,810.00		



Promontory
photo - full wall

← 61.5 → 106.5 →

168' total



51'

82'

7'

22 INYO

7'

18 DAYTON

1005

21'



C.P. Director's Car 17



floor map of C.P. RR - full length
of 1C

257. Last camp left at night on leaving for west





**REPORT TO THE
 BOARD OF MUSEUMS AND HISTORY
 JUNE 14-15, 2018**

I. Private Funds Budget Summary

Private Funds Budget Summary B/A #5037 - Boulder City

State Fiscal Year 2018		Total	Year to Date	Percentage
	GL/Cat#	Budget	Actuals	Year to Date
Cash From Prev Fiscal Year Unrestricted	2511	19,231	19,231	100.00%
Cash From Prev Fiscal Year Restricted	2511	10,000	10,000	100.00%
<u>Comparison of Revenues Budgeted/ Received:</u>				
Facilities Charge	3801	1,500	1,100	73.33%
Merchandise Sales *	4025	38,347	27,646	72.09%
Gifts & Donations	4251	1,468	985	67.06%
Private Grants	4265	2,000	0	0.00%
Friends of NSRMBC	4266	5,206	2,258	43.36%
Total Revenues:		\$48,521	\$31,988	65.93%
<u>Comparison of Expenditures Budgeted/ Expended:</u>				
Boulder City Railroad	52	65,752	28,915	43.98%
Special Projects (Restricted)	55	12,000	10,000	83.33%
Total Expenditures:		\$77,752	\$38,915	50.05%
<u>Available Unrestricted Cash</u>			22,304	

Revenue/Expenditure Comparison Narrative:

In October at the request of the Boulder City Chamber of Commerce, we hosted a small circus. This generated \$1,100 in facilities rental. We expect to host them again this spring. The above figures reflect the third quarter of fiscal year 2018 revenues and expenditures as of March 31, 2018. * Further detail available in the below identified sections.

Nevada State Railroad Museum-BC
Report to the Board
June 14-15, 2018

II. Museum Store Sales

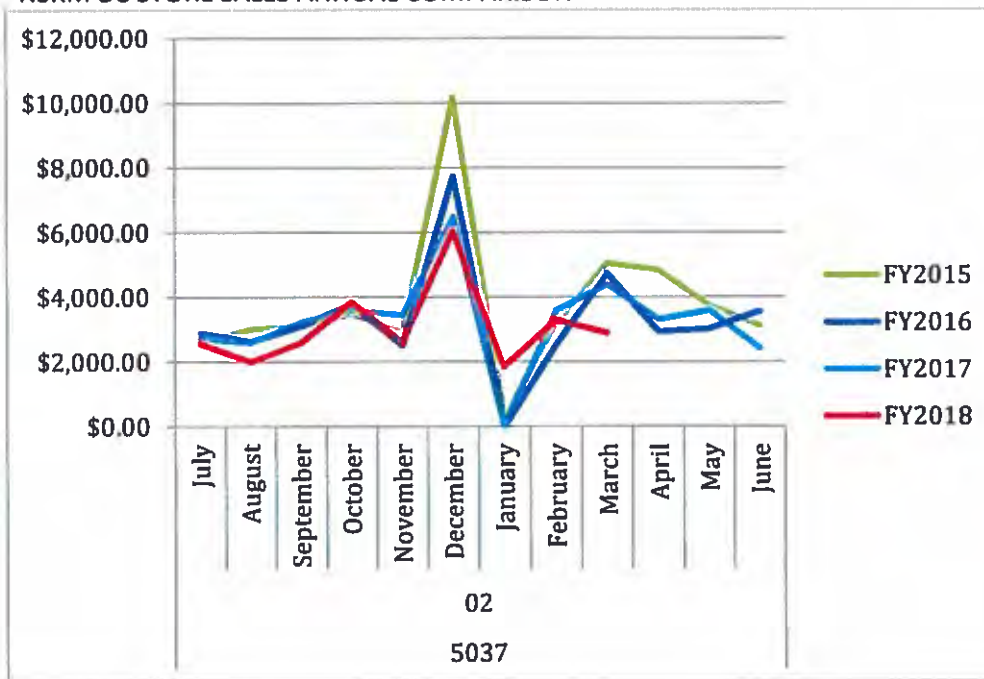
Store sales chart comparison against four previous fiscal years.

	<u>July</u>	<u>Aug</u>	<u>Sept</u>	<u>Oct</u>	<u>Nov</u>	<u>Dec</u>	<u>Jan</u>	<u>Feb</u>	<u>Mar</u>	<u>Apr</u>	<u>May</u>	<u>June</u>	<u>TOTAL</u>
FY 18	2,552	1,997	2,590	3,843	2,603	6,042	1,843	3,289	2,887	0	0	0	27,646
FY 17	2,703	2,588	3,216	3,583	3,442	6,473	0	3,585	4,382	3,301	3,580	2,411	39,264
FY 16	2,881	2,621	3,099	3,785	2,495	7,720	0	2,531	4,727	2,925	3,015	3,548	39,347
FY 15	2,606	2,999	2,706	3,839	2,909	10,160	305	3,194	4,158	5,719	2,924	3,928	45,448
FY 14	2,973	3,370	3,356	3,559	3,083	8,219	515	3,158	3,663	4,281	3,354	3,218	42,749
YTD	2,552	4,549	7,139	10,982	13,585	19,627	21,470	24,759	27,646	0	0	0	27,646
YTD Comparison	94.4%	86.0%	83.9%	90.8%	87.5%	89.2%	97.6%	96.8%	92.2%	0.0%	0.0%	0.0%	
Monthly Comparison	94.4%	77.2%	80.5%	107.3%	75.6%	93.3%	#DIV/0!	91.7%	65.9%	0.0%	0.0%	0.0%	

Year-to-Date Comparison compares the cumulative year to date figures against the same time period in the previous year.

Monthly Comparison compares the current month of the current year against the same month in the previous year.

NSRM BC STORE SALES ANNUAL COMPARISON



Museum Store Sales Narrative: The Boulder City facility continues to operate an established museum store during a two-day-a-week schedule, coinciding with the operation of our train rides each Saturday and Sunday. The museum and store have historically been closed in January. Store sales are limited by the size of the very small store (196 square feet). This summer we reduced our train schedule to three trains from four, due to high temperatures, reducing ridership and store sales. To maintain ridership, will be running trains in January, and are expecting to see offsetting store revenue. The POS system continues to have occasional credit card system issues. Store sales are reported through March 31, 2018.

III. Museum Store Revenue and Expenditure Chart

Museum Store Profit and Loss Chart

FY2018	Revenues	Expenditures			Total	Net	% Net
		Merchandise	Personnel	Oper/Other	Expenditure	Profit (Loss)	Profit (Loss)
July	2,552	-	414	-	414	2,138	83.8%
August	1,997	-	575	1,136	1,711	286	14.3%
September	2,590	507	287	32	826	1,764	68.1%
October	3,843	2,008	570	89	2,666	1,177	30.6%
November	2,603	3,370	854	34	4,258	(1,656)	(63.6%)
December	6,042	3,217	429	153	3,798	2,244	37.1%
January	1,843	610	567	371	1,548	295	16.0%
February	3,289	1,627	429	70	2,125	1,164	35.4%
March	2,887	2,444	572	121	3,138	(251)	(8.7%)
April	-	-	-	-	-	-	0.0%
May	-	-	-	-	-	-	0.0%
June	-	-	-	-	-	-	0.0%
FY18 Total	27,646	13,781	4,697	2,006	20,484	7,162	25.9%
FY17 Total	39,264	23,213	5,846	6,017	35,076	4,189	10.7%
FY16 Total	44,536	19,247	6,957	463	26,666	17,870	40.1%
FY15 Total	45,448	24,342	11,816	6,001	42,159	3,289	7.2%
FY14 Total	43,515	18,084	15,875	853	34,812	8,703	20.0%

Museum Store Revenue and Expenditure Narrative: The store continues to show a significant net profit but that profit is erratic on a monthly basis, due to uneven merchandise purchases. For example, we made large purchases in November to support December sales. Minimum purchase quantities require us to purchase multiple months of stock at one time. This report covers store/sales activity through March 31, 2018.

IV. Membership Program

Museum Membership Narrative: The NSRM/BC has no an active membership program. Individuals wanting to support the museum do so by joining/supporting the *Friends of the Nevada Southern Railway*. As of this March 31, 2018, the *Friends* membership stands at 406 memberships (Individual, Senior & Family level). We continue to attribute much of this to families joining to participate in our monthly "Story Time on the Train".

V. Museum Attendance Figures (Train Ridership Only)

Attendance chart comparison against four previous fiscal years.

	<u>July</u>	<u>Aug</u>	<u>Sept</u>	<u>Oct</u>	<u>Nov</u>	<u>Dec</u>	<u>Jan</u>	<u>Feb</u>	<u>Mar</u>	<u>Apr</u>	<u>May</u>	<u>June</u>	<u>TOTAL</u>
FY 18	1,514	1,065	1,183	3,987	1,669	11,744	2,651	2,318	2,663	0	0	0	28,794
FY 17	1,705	1,199	1,968	3,980	1,553	11,420	0	1,958	2,438	3,377	1,970	1,071	32,639
FY 16	1,489	1,675	1,710	3,444	2,152	12,083	0	2,424	2,546	2,631	2,275	1,102	33,531
FY 15	1,372	1,731	1,338	2,429	2,172	12,151	0	1,993	2,720	2,228	2,606	1,183	31,923
FY 14	1,437	1,525	1,739	2,672	3,623	9,551	0	1,552	2,320	1,728	1,804	1,346	29,297
YTD	1,514	2,579	3,762	7,749	9,418	21,162	23,813	26,131	28,794	0	0	0	28,794
YTD Comparison	88.8%	88.8%	77.2%	87.5%	90.5%	97.0%	109.1%	109.9%	109.8%	0.0%	0.0%	0.0%	
Monthly Comparison	88.8%	88.8%	60.1%	100.2%	107.5%	102.8%	#DIV/0!	118.4%	109.2%	0.0%	0.0%	0.0%	

Year-to-Date Comparison compares the cumulative year to date figures against the same time period in the previous year.

Monthly Comparison compares the current month of the current year against the same month in the previous year.

Rail Explorer's Ridership

Starting January 10th we hosted Rail Explorers, a rail bike program under contract. The attendance numbers above do not reflect their ridership, which was:

	<u>July</u>	<u>Aug</u>	<u>Sept</u>	<u>Oct</u>	<u>Nov</u>	<u>Dec</u>	<u>Jan</u>	<u>Feb</u>	<u>Mar</u>	<u>Apr</u>	<u>May</u>	<u>June</u>	<u>TOTAL</u>
FY 18	0	0	0	0	0	0	315	374	400	1026	0	0	2115

Adding the Rail Explorer's rider ship to our ridership shown above would raise our YTD comparison above 117%. Rail Explorers ended their season in April. They are expected to return in October for the winter season.

Museum Attendance Figures Narrative: Attendance (train riders) in SFY 2018 was down in the first quarter due to annulling the 2:30 train in July, August and part of September due to high heat. Second quarter ridership was above last year in Oct, Nov, and Dec. Third quarter ridership was substantially above historic totals, primarily due to the presence of the Rail Explorers, and due to train operations in January, when we have historically been closed. We continue to find that special events including the ongoing monthly Story-time on the train, our Easter themed weekend, Our Halloween trains, and Christmas events, all of which are profitable and sustainable drive ridership. We note that Christmas trains operate at capacity, limiting future growth. This report covers the period through March 31, 2018.

VI. Attendance Traffic (Display Pavilion Only)

Current attendance traffic compared against four previous fiscal years.

	<u>July</u>	<u>Aug</u>	<u>Sept</u>	<u>Oct</u>	<u>Nov</u>	<u>Dec</u>	<u>Jan</u>	<u>Feb</u>	<u>Mar</u>	<u>Apr</u>	<u>May</u>	<u>June</u>	<u>TOTAL</u>
FY 18	587	822	1,250	2,441	851	4,240	589	1,399	1,136	0	0	0	13,315
FY 17	450	457	679	522	293	321	551	432	902	861	577	873	6,918
FY 16	446	427	357	337	324	263	165	450	887	1,114	519	300	5,589
FY 15	150	419	230	169	316	244	272	267	342	404	451	515	3,779
FY 14	235	234	366	350	300	175	255	241	230	207	246	255	3,094
YTD	587	1,409	2,659	5,100	5,951	10,191	10,780	12,179	13,315	0	0	0	13,315
YTD Comparison	130.4%	155.3%	167.7%	241.9%	247.9%	374.4%	329.4%	328.7%	289.0%	0.0%	0.0%	0.0%	
Monthly Comparison	130.4%	179.9%	184.1%	467.6%	290.4%	1320.9%	106.9%	323.8%	125.9%	0.0%	0.0%	0.0%	

Year-to-Date Comparison compares the cumulative year to date figures against the same time period in the previous year.

Museum Attendance Narrative:

The Boulder City facility does not charge an admission fee other than train ride fares at this time. The NSRM/BC tracks non-paying visitors passing through our un-staffed, open-air display pavilion Monday through Friday from 9:00 to 3:30 only (hours extended as staffing allows). We continue to extend the hours that the pavilion is open, and as a result are seeing substantially higher attendance. January through April, the presence of Rail Explorers brought additional activity and visitors. We note that our FY 18 attendance to date is nearly double that from the entire FY 2017. Report is through March 31, 2017.

VII. Train Ride Receipts

Train Ride receipts compared against four previous fiscal years.

	<u>July</u>	<u>Aug</u>	<u>Sept</u>	<u>Oct</u>	<u>Nov</u>	<u>Dec</u>	<u>Jan</u>	<u>Feb</u>	<u>Mar</u>	<u>Apr</u>	<u>May</u>	<u>June</u>	<u>TOTAL</u>
FY 18	6,200	6,521	7,911	22,930	30,969	37,281	27,987	15,237	28,090	0	0	0	183,126
FY 17	8,327	9,169	10,725	20,310	22,319	57,586	0	12,029	14,756	18,475	15,317	7,151	196,163
FY 16	9,832	9,021	11,610	20,803	25,915	59,527	0	10,617	17,918	12,721	16,108	7,213	201,285
FY 15	7,833	9,051	9,834	18,476	16,395	57,500	2184.43	11,770	11,853	19,726	9,899	16,925	191,447
FY 14	8,595	9,248	12,259	18,082	23,421	46,148	0	9,824	13,050	16,432	10,931	10,351	178,341
YTD	6,200	12,721	20,632	43,562	74,531	111,812	139,799	155,036	183,126	0	0	0	183,126
YTD Comparison	74.5%	72.7%	73.1%	89.8%	105.2%	87.1%	108.8%	110.4%	118.0%	0.0%	0.0%	0.0%	
Monthly Comparison	74.5%	71.1%	73.8%	112.9%	138.8%	64.7%	#DIV/0!	126.7%	190.4%	0.0%	0.0%	0.0%	

Year-to-Date Comparison compares the cumulative year to date figures against the same time period in the previous year.

Train Ride Receipts Narrative: Ridership in the first quarter was down from the previous year, primarily attributed to annulling the 2:30 train ride in July and August, a total of 20 fewer trains.

Ridership in the second quarter was very strong, driven by Halloween and Christmas special events. This year we were particularly successful in pre selling tickets for our Christmas trains, increasing November sales numbers while reducing December ticket sales. The third quarter included train rides in January (24 trains total). The January receipts include the Friends payment for Pajama Train, inflating that number. January, February and March all benefited by the presence of Rail Explorers, who brought significant publicity to the museum. Rail Explorer's January and February (\$12,690.00) payments are reflected in the March numbers. March and April payments (\$18,630.00) will be reported next quarter.

VIII. Fundraising Activities

Nothing to report in this period.

IX. General Museum Activities

- We have continued to utilize social media channels to promote our events as well as the regular weekend train rides. We continue to find that social media is an excellent tool in outreach for the museums events and programs. To date the museum has 8,276 followers on the Museum's and Friend's Facebook pages. We monitor reviews on Facebook, (4.6 stars on the state site, 4.8 stars on the Friend's site) TripAdvisor (4.5 stars, 140 combined reviews for the Railroad Museum and the Nevada Southern Railway excursion, with the Museum being the 8th most popular activity in Boulder City with the Railroad being the 18th most popular, additionally Rail Explorers had a 5.0 rating, with 125 reviews, making it the 4 most popular outdoor activity) Yelp (4.5 stars, 54 reviews and 177 photos posted) and Google (4.7 stars, 279 reviews).
- During this report period (Jan through March), the NSRM-BC accommodated 5 school runs with 190 students and teachers participating.
- We continue to offer Storytime on the Train once a month, a program for K/pre-K students which includes reading an age appropriate book, then doing a craft. We are finding that families return regularly for this activity, contributing to our Friends membership success. This program has been recognized by a local Rotary club who have made donation to support the program, and are supplying volunteers.
- We hosted 2 Engineer for an Hour programs (\$250 fee each) generating \$500 in revenue.
- As of mid-April we were down to one operable locomotive, Union Pacific 844. Locomotive 1000 was out of service with a broken compressor drive (expected to be back in service by mid-June), 1855 is out of service due to failed supercharger seals, which result in significant lubricating oil being passed through the engine, and the engine spraying oil mist through the exhaust. As a result we only use this locomotive as an emergency back up. Locomotive L-3 has failed a piston in one engine. Parts for this locomotive are difficult to locate. We continue to search for parts.
- We completed our FRA mandated 2 year air brake tests in March.

- We received a donation of five switchman's lanterns, marked for the San Pedro, Los Angeles and Salt Lake, the LA&SL of Union Pacific and other railroad material, including timetables, advertising brochures, post cards and photographs. Staff has inventoried that material and has been looking through storage areas to find previously donated material, housed all in a safe organized environment, and are looking forward to cataloging it in Past Perfect.
- We continue to work with the City of Boulder City, as well as with Nevada State Public Works Division to develop plans for a new visitor center and museum expansion adjacent to downtown Boulder City. The building passed its schematic design review, but further work is suspended pending identification of funding for construction.
- Once again, we would like to recognize the invaluable hours that our volunteers here at NSRM-BC donate to the operations here at the museum. Without their help we would not be able to run the museum. For January, February and March of 2018, 55 volunteers donated 4,544 hours to make the operation of this museum possible.

Mission Statement

The Nevada State Railroad Museum, Boulder City will interpret, through a working excursion railroad, exhibitions and public programs, the story of railroads and the importance of transportation systems to the development of southern Nevada since 1900, with a special focus on the construction of Hoover Dam. The Museum will acquire and preserve artifacts of railroad history ranging from paper documents to rolling stock, on exhibit or used actively for visitor enjoyment and education.

Current Operations

The Nevada State Railroad Museum, Boulder City offers public train excursions on Saturdays and Sundays throughout the year. The display pavilion is open 7 days a week (as staffing permits.)



**REPORT TO THE
 BOARD OF MUSEUMS AND HISTORY
 JUNE 14-15, 2018**

I. Private Funds Budget Summary

Private Funds Budget Summary B/A #5037 - East Ely

State Fiscal Year 2018		Total	Year to Date	Percentage
	GL./Cat#	Budget	Actuals	Year to Date
Cash From Prev Fiscal Year Unrestricted	2511	47,306	47,306	100.00%
Cash From Prev Fiscal Year Restricted	2511	0	0	0.00%
<u>Comparison of Revenues Budgeted/ Received:</u>				
Facilities Charge	3801	2,000	0	0.00%
Gifts & Donations	4251	2,000	0	0.00%
Total Revenues:		\$4,000	\$0	0.00%
<u>Comparison of Expenditures Budgeted/Expended:</u>				
East Ely Depot	51	51,306	11,154	21.74%
Special Projects (Restricted)	55	0	0	0.00%
Total Expenditures:		\$51,306	\$11,154	21.74%
<u>Available Unrestricted Cash</u>			36,152	

Revenue/Expenditure Comparison Narrative:

The above figures reflect the third quarter of fiscal year 2018 revenues and expenditures as of March 31, 2018.

II. Museum Store Sales N/A

Museum Store Sales Narrative: The museum does not presently operate an independent museum store.

III. Museum Revenue and Expenditure Chart N/A

Museum Store Revenue and Expenditure Narrative: N/A

IV. Membership Figures

Membership Figures Narrative: N/A

V. Museum Attendance Figures

	<u>July</u>	<u>Aug</u>	<u>Sept</u>	<u>Oct</u>	<u>Nov</u>	<u>Dec</u>	<u>Jan</u>	<u>Feb</u>	<u>Mar</u>	<u>Apr</u>	<u>May</u>	<u>June</u>	<u>TOTAL</u>
FY 18	880	785	750	543	182	238	110	149	251	478	0	0	4,366
FY 17	981	698	679	497	163	324	42	64	236	419	607	824	5,534
FY 16	780	1,010	805	547	105	99	63	110	247	301	543	707	5,317
FY 15	50	51	67	85	33	30	39	56	67	110	262	719	1,569
FY 14	122	138	80	48	23	9	10	19	60	64	85	74	732
YTD	880	1,665	2,415	2,958	3,140	3,378	3,488	3,637	3,888	4,366	0	0	4,366
YTD Comparison	89.7%	99.2%	102.4%	103.6%	104.0%	101.1%	103.1%	105.5%	105.5%	106.4%	0.0%	0.0%	
Monthly Comparison	89.7%	112.5%	110.5%	109.3%	111.7%	73.5%	261.9%	232.8%	106.4%	114.1%	0.0%	0.0%	

Museum Attendance Figures Narrative:

Our visitation is above last year's for this time. It is looking to be a banner year. The months of March and April are generally the months we experience snowbird traffic and this year was no exception. In addition to this number there have been an additional 365 school students visit or receive an outreach program from the Museum.

VI. Attendance Receipts

Current attendance receipts compared against four previous fiscal years.

	<u>July</u>	<u>Aug</u>	<u>Sept</u>	<u>Oct</u>	<u>Nov</u>	<u>Dec</u>	<u>Jan</u>	<u>Feb</u>	<u>Mar</u>	<u>Apr</u>	<u>May</u>	<u>June</u>	<u>TOTAL</u>
FY 18	0	0	0	0	0	0	0	0	0	0	0	0	0
FY 17	0	0	0	0	0	0	4,716	0	0	0	0	2,962	7,678
FY 16	0	0	0	0	0	0	0	0	0	0	0	10,374	10,374
FY 15	0	0	0	0	0	0	0	0	0	0	0	9,002	9,002
FY 14	0	0	0	0	0	0	0	0	0	0	0	0	0
YTD	0	0	0	0	0	0	0	0	0	0	0	0	0
YTD Comparison	N/A	N/A	N/A	N/A	N/A	N/A	N/A	N/A	N/A	N/A	N/A	N/A	
Monthly Comparison	N/A	N/A	N/A	N/A	N/A	N/A	N/A	N/A	N/A	N/A	N/A	N/A	

Year-to-Date Comparison compares the cumulative year to date figures against the same time period in the previous year.
Monthly Comparison compares the current month of the current year against the same month in the previous year.

Museum Attendance Receipts Narrative:

Our hopes for a quick and painless solution to the unilateral cancelation of our joint ticket agreement by the Nevada Northern Railway Foundation in mid-April of 2017 were dashed. They requested an

extraordinary amount of information less than a week before the scheduled meeting. While Division staff scrambled to give them the requested information, they determined it would not be enough time to examine our answers to their request. The meeting was subsequently postponed to April 23rd. We felt we were meeting in good faith to discuss the arrangement but were blindsided by a scathing barrage of complaints against the Ely Museum staff, the Division, and the State of Nevada. We were blamed for a litany of things while they boasted of their own accomplishments. They continued with an announcement that they would be seeking the return of the two State owned buildings and would strongly resist any attempt to pay anything to the State of Nevada for the use of the Depot building.

Since their cancellation, the Museum and State of Nevada have been left without over \$13,000 of revenue. Unfortunately, it doesn't look to be resolved any time soon. A meeting is scheduled in Ely for May 30-31. We are hoping for a better outcome

VII. Fundraising Activities

No action in this area

VIII. General Museum Activities

- It seems the complaints against us by our neighbors are based on a lack of information on their part. Even after the seemingly endless list in the April meeting, they have found more things to complain about. It is an attempt to pad their argument that they can do a better job of running the Museum than we can and have made the attack as personal as possible, and in so doing, making them appear to come across as petty. In an era when nearly every museum in America is looking to gain partners, our neighbor is seemingly looking to eliminate them. They divorced themselves from the City of Ely in July of 2017 and attempted to disband their own Friends group. Apparently, we are next on a rather lengthy list of entities they can't get along with.
- As is our tradition, we have launched our spring clean up. We were able to get an Honor Camp crew to remove weeds. A benefactor donated the ground sterilizer to ensure the weeds don't come back. We were able to move a pile of valuable lumber from our property to another location with the help of donated equipment in a short period of time and improved the appearance of both State buildings.
- We have planned a painting party for May 19th with a community partner. The kind people at JustServe.org have been our partner since last September. We planned the painting party which they advertised for us then were accused of planning it out of "spite" because our neighbors planned one for the following week. Their accusation is ridiculous. The party was planned in September with the date and advertising occurring in April. We were not made aware of our neighbor's painting party until a couple days before this writing.
- In order to alleviate concern and defend the honor of the Ely Staff, I give you my personal assurance we are not trying to offend our neighbors. We seem to do it by our very presence, but we really can't change that. So we continue to uphold the Department Mission in eastern Nevada despite continued difficult circumstances.
- Sean was requested to lead the Leadership Conference for the Student Council of White Pine High School. That turned into a request to speak to students on the topic of "Successful Leadership from Historic Examples." The two separate talks went to 180 students and was well received.

- We have been fortunate to utilize the vast experience of our Department. David Peterson loaned us Kaitlin Godbey to assist with our social media. She and those who work with her have done a great job upgrading our webpage and Facebook listing. We look forward to an improved presence in social media. Guy Clifton also has become invaluable in writing press releases and putting together some footage from Ely that will be added to Kaitlin's work. It will be a positive improvement for those who look to their computer before coming to look in person.
- Joel Jensen, staff member of NSRM-Ely has received a distinguished award for his photography and accompanying article which garnered \$250,000 donation toward the preservation of the Evanston Railyard Complex in Wyoming.
- We continue to make progress on many fronts. As always, we welcome your visit, input, or concerns.

Mission Statement

The Nevada State Railroad Museum-Ely exists to collect, preserve, study, and interpret the rich industrial heritage of eastern Nevada including mining, smelting, railroading and the contributions that industry made to the development of the State. The Museum utilizes artifacts, photographs, documents, interpretive exhibits, and archives to fulfill its mission to put visitors in contact with their history in order to understand their heritage.

Current Operations

As of November 25th, 2013 the museum is open seven days per week. The staffing is at a bare minimum, but we are meeting our posted hours of 8-4 daily.



**REPORT TO THE
 BOARD OF MUSEUMS AND HISTORY
 JUNE 14-15, 2018**

I. Private Funds Budget Summary

Private Funds Budget Summary B/A #5038

State Fiscal Year 2018

	<u>GL / Cat#</u>	<u>Total Budget</u>	<u>Year to Date Actuals</u>	<u>Percentage Year to Date</u>
Cash From Prev Fiscal Year	2511	33,688	33,688	100.00%
<u>Comparison of Revenues Budgeted/ Received:</u>				
Memberships *	4008	4,113	2,235	54.34%
Merchandise Sales *	4025	97,642	67,941	69.58%
Gifts & Donations	4251	1,374	1,156	84.14%
Private Grants	4265	500	0	0.00%
Treasurer's Interest	4326	161	226	140.59%
Total Revenues:		\$103,790	\$71,558	68.95%
<u>Comparison of Expenditures Budgeted/Expended:</u>				
Administration	35	6,417	1,219	19.00%
Archeology Special Projects	36	2,900	172	5.93%
Buildings & Grounds	37	3,498	19	0.53%
Museum Store *	41	98,872	55,837	56.47%
Special Events	42	4,450	3,444	77.39%
Board Appr Special Projects	48	20,653	0	0.00%
Special Projects (Restricted)	55	688	187	27.22%
Total Expenditures:		\$137,478	\$60,877	44.28%

Revenue/Expenditure Comparison Narrative:

At the end of the third quarter, LCM is in a comfortable place with respect to revenues and expenditures. Report is through March 31, 2018.

* Further detail available in the below identified sections.

Lost City Museum
Report to Board
June 14-15, 2018

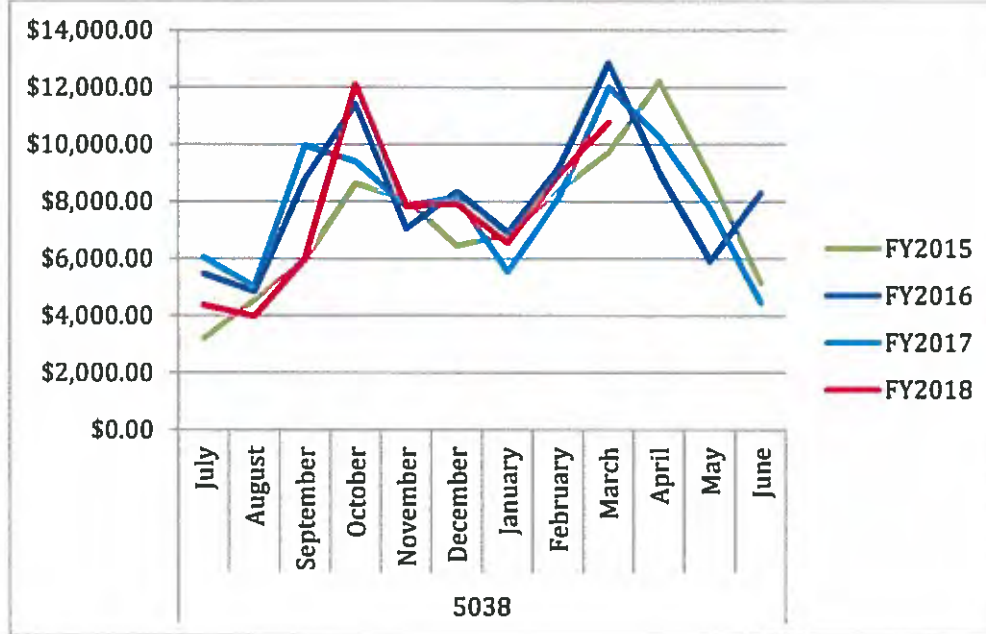
II. Museum Store Sales

Store sales chart comparison against four previous fiscal years.

	<u>July</u>	<u>Aug</u>	<u>Sept</u>	<u>Oct</u>	<u>Nov</u>	<u>Dec</u>	<u>Jan</u>	<u>Feb</u>	<u>Mar</u>	<u>Apr</u>	<u>May</u>	<u>June</u>	<u>TOTAL</u>
FY 18	4,378	3,978	5,994	12,098	7,833	7,926	6,556	8,907	10,767	0	0	0	68,436
FY 17	6,049	5,015	9,955	9,394	7,835	8,149	5,527	8,107	12,006	10,252	7,736	4,468	98,008
FY 16	5,460	4,841	8,803	11,401	7,060	8,343	6,908	9,146	12,838	8,997	5,913	8,297	87,978
FY 15	2,659	4,827	5,513	8,101	8,810	6,607	6,803	8,278	9,403	12,119	9,295	5,562	85,803
FY 14	4,570	4,408	7,204	11,181	7,925	5,894	7,748	6,600	11,151	8,269	5,433	5,420	60,993
YTD	4,378	8,356	14,350	26,448	34,281	42,207	48,763	57,670	68,436	0	0	0	68,436
YTD Comparison	72.37%	75.52%	68.27%	86.96%	89.63%	90.97%	93.91%	96.07%	95.00%	0.00%	0.00%	0.00%	
Monthly Comparison	72.37%	79.32%	60.21%	128.79%	99.98%	97.26%	118.62%	109.86%	89.68%	0.00%	0.00%	0.00%	

Year-to-Date Comparison compares the cumulative year to date figures against the same time period in the previous year.
Monthly Comparison compares the current month of the current year against the same month in the previous year.

LOST CITY STORE SALES ANNUAL COMPARISON



Museum Store Sales Narrative: Store sales were on par with SPly through the third quarter, although holiday sales were somewhat lower than expected. With the data from the POS system, LCM is looking at making modest price adjustments on best sellers and possibly streamlining the number of items in the mid-price range. The store does well selling high-end jewelry and pottery and on inexpensive items for children and tourists.

III. Museum Revenue and Expenditure Chart

Museum Store Profit and Loss Chart

FY2018	Revenues	Expenditures			Total	Net	% Net
		Merchandise	Personnel	Oper/Other	Expenditure	Profit (Loss)	Profit (Loss)
July	4,378	208	1,033	2	1,244	3,134	71.6%
August	3,978	3,183	1,757	1,430	6,370	(2,392)	(60.1%)
September	5,994	8,629	837	33	9,499	(3,505)	(58.5%)
October	12,098	4,315	837	132	5,284	6,815	56.3%
November	7,833	5,742	1,116	49	6,907	926	11.8%
December	7,926	6,146	2,387	420	8,952	(1,026)	(12.9%)
January	6,556	5,384	1,916	560	7,860	(1,303)	(19.9%)
February	8,907	667	2,495	161	3,324	5,582	62.7%
March	10,767	5,300	2,835	238	8,373	2,394	22.2%
April	-	-	-	-	-	-	0.0%
May	-	-	-	-	-	-	0.0%
June	-	-	-	-	-	-	0.0%
FY18 Total	68,436	39,574	15,212.94	3,025	57,813	10,624	15.5%
FY17 Total	94,494	53,708	22,331	6,908	82,948	11,546	17.5%
FY16 Total	98,008	53,406	25,311	2,179	80,896	17,111	12.3%
FY15 Total	87,977	45,217	22,755	9,190	77,162	10,815	14.2%
FY14 Total	85,803	48,253	23,151	2,232	73,636	12,167	11.5%

Museum Store Revenue and Expenditure Narrative:

Despite slightly lower sales, the net profit margin remains very strong at 15%. Report is through March 31, 2018.

IV. Membership Program

Membership Figures

Membership	<u>Qtr 1</u> <u>July - Sep</u>		<u>Qtr 2</u> <u>Oct - Dec</u>		<u>Qtr 3</u> <u>Jan - Mar</u>		<u>Qtr 4</u> <u>April - June</u>		<u>TOTAL</u>	
Categories	<u>New</u>	<u>Renew</u>	<u>New</u>	<u>Renew</u>	<u>New</u>	<u>Renew</u>	<u>New</u>	<u>Renew</u>	<u>New</u>	<u>Renew</u>
Individual		3		5						8
Family		3	1	2						6
Sustaining		2		4						6
Contributing										0
Patron				1						1
Benefactor										0
Senior		6	6	7						19
FY 18	0	14	7	19	0	0	0	0	7	33
FY 17	1	14		15		19		18	1	66
FY 16		11		20		15		16	0	62
FY 15		27		17		12		18	0	74
FY 14		26		17		20		19	0	82
YTD	0	14	7	19	0	0	0	0	7	33
YTD Comparison	#DIV/0!	100.00%	100.00%	1457.58%	0.00%	0.00%	0.00%	0.00%		
Quarterly Comparison	0.00%	100.00%	#DIV/0!	126.67%	0.00%	0.00%	0.00%	0.00%		

Year-to-Date Comparison compares the cumulative year to date figures against the same time period in the previous year.

Quarterly Comparison compares the current quarter of the current year against the same quarter in the previous year.

Membership Sales

Membership sales are sluggish but steady. LCM has been actively promoting the benefits of membership to docents and civic organization members – stressing free admission to and discounts at all state museums. We’ve also placed a “cheat sheet” in the museum store that gives the breakeven point for senior and individual memberships. Store associates can easily see how close a customer might be to that point. They are able then to show how using a new

Lost City Museum
Report to Board
June 14-15, 2018

membership discount would make a membership “free” to purchase and how it would also provide considerable additional value throughout the year.

Membership sales comparison against four previous fiscal years.

	<u>July</u>	<u>Aug</u>	<u>Sept</u>	<u>Oct</u>	<u>Nov</u>	<u>Dec</u>	<u>Jan</u>	<u>Feb</u>	<u>Mar</u>	<u>Apr</u>	<u>May</u>	<u>June</u>	<u>TOTAL</u>
FY 18	175	95	235	260	190	910	160	80	90	0	0	0	2,195
FY 17	235	213	527	295	100	155	540	40	980	715	110	640	4,550
FY 16	75	155	75	250	750	175	260	60	340	75	210	630	3,055
FY 15	195	230	135	425	220	20	120	95	530	290	220	535	3,015
FY 14	115	215	115	215	200	40	130	135	170	120	170	535	2,160
YTD	175	270	505	765	955	1,865	2,025	2,105	2,195	0	0	0	2,195
YTD Comparison	74.47%	60.27%	51.79%	60.24%	69.71%	122.30%	98.06%	100.00%	71.15%	0.00%	0.00%	0.00%	
Monthly Comparison	74.47%	44.61%	44.59%	88.14%	190.00%	587.10%	29.63%	200.00%	9.18%	0.00%	0.00%	0.00%	

Year-to-Date Comparison compares the cumulative year to date figures against the same time period in the previous year.

Monthly Comparison compares the current month of the current year against the same month in the previous year.

Membership Program Narrative: March saw a very significant decline in membership sales, impacting YTD sales adversely. LCM is working to provide more programming to help entice local audiences to the museum on a more regular basis – making the free admission feature of membership more attractive. A year-long archaeology series of lectures and workshops, for instance, is set to begin in early 2018. Report reflects activity through March 31, 2018.

V. Museum Attendance Figures

Attendance chart comparison against four previous fiscal years.

	<u>July</u>	<u>Aug</u>	<u>Sept</u>	<u>Oct</u>	<u>Nov</u>	<u>Dec</u>	<u>Jan</u>	<u>Feb</u>	<u>Mar</u>	<u>Apr</u>	<u>May</u>	<u>June</u>	<u>TOTAL</u>
FY 18	818	766	1,038	1,667	1,198	924	998	1,280	1,874	0	0	0	10,563
FY 17	818	657	1,222	1,541	1,404	893	906	1,336	1,802	1,783	1,061	795	14,033
FY 16	840	827	1,043	1,443	1,214	926	1,056	1,324	1,899	1,609	1,004	848	13,305
FY 15	738	872	785	1,368	1,348	837	1,026	1,195	1,650	1,533	1,234	719	14,460
FY 14	930	763	1,321	1,331	1,504	1,111	1,137	1,225	1,670	1,576	1,122	770	9,017
YTD	818	1,584	2,622	4,289	5,487	6,411	7,409	8,689	10,563	0	0	0	10,563
YTD Comparison	100.00%	107.39%	97.22%	101.20%	97.25%	98.10%	99.57%	99.00%	99.85%	0.00%	0.00%	0.00%	
Monthly Comparison	100.00%	116.59%	84.94%	108.18%	85.33%	103.47%	110.15%	95.81%	104.00%	0.00%	0.00%	0.00%	

Year-to-Date Comparison compares the cumulative year to date figures against the same time period in the previous year.

Monthly Comparison compares the current month of the current year against the same month in the previous year.

Museum Attendance Figures Narrative:

Museum attendance was strong during the quarter, mirroring performance in the previous year. Attendance targets for the year are likely to be met. Report is through March 31, 2018.

VI. Attendance Receipts

Museum Receipts Figures Narrative: See above

Current attendance receipts compared against four previous fiscal years.

	<u>July</u>	<u>Aug</u>	<u>Sept</u>	<u>Oct</u>	<u>Nov</u>	<u>Dec</u>	<u>Jan</u>	<u>Feb</u>	<u>Mar</u>	<u>Apr</u>	<u>May</u>	<u>June</u>	<u>TOTAL</u>
FY 18	2,605	3,180	3,510	4,911	5,165	2,670	2,965	5,481	7,435	0	0	0	37,922
FY 17	2,795	2,360	4,580	4,995	4,206	3,069	3,145	4,770	7,080	6,075	4,768	3,715	51,799
FY 16	2,900	2,747	3,359	5,101	3,908	3,160	3,365	5,175	8,305	5,685	3,845	4,249	51,078
FY 15	2,220	3,005	3,614	4,296	4,349	4,725	3,929	4,771	5,386	6,881	5,318	2,585	55,140
FY 14	2,119	2,969	4,114	5,828	5,128	2,427	6,022	5,264	6,683	6,376	5,061	3,150	31,927
YTD	2,605	5,785	9,295	14,206	19,371	22,041	25,006	30,487	37,922	0	0	0	37,922
YTD Comparison	93.20%	112.22%	95.48%	96.44%	102.30%	100.16%	99.43%	101.90%	102.49%	0.00%	0.00%	0.00%	
Monthly Comparison	93.20%	134.75%	76.64%	98.32%	122.80%	87.00%	94.28%	114.90%	105.01%	0.00%	0.00%	0.00%	

Year-to-Date Comparison compares the cumulative year to date figures against the same time period in the previous year.

Monthly Comparison compares the current month of the current year against the same month in the previous year.

Museum Attendance Receipt Narrative:

Revenue from paid admissions is strong, running slightly ahead of same period last year. Report is through March 31, 2018.

VI. Fundraising Activities:

- LCM received permission to pursue a Community and Urban Forestry Grant through the State of Nevada's Division of Forestry. LCM will partner with the NE Clark County Extension Service on the planning and implementation of a project to repair and extend the irrigation system, to plant new trees and to produce public programming about desert-adapted landscapes.

- **VII. General Museum Activities**

Operations

- On February 10, curator Mary Beth Timm gave a lecture as part of the Southern Nevada Archeology Speaker Series on the prehistory of the Moapa Valley.
- On March 10, Lost City celebrated Moapa Valley Days at the Museum. A Las Vegas area Buffalo Soldier reenacting group gave a presentation. To local cowboy poets performed in the afternoon.
- On March 15, the museum held its annual docent appreciation dinner at Pirates Landing restaurant in Logandale.
- On March 21, the museum participated in the southern Nevada museum showcase in Las Vegas.

Mission Statement

Approved 11/18/2015

Lost City Museum, an archaeology museum belonging to the state of Nevada, is committed to the study and preservation of archaeological sites and prehistoric and historic artifacts found in the Moapa Valley and adjacent areas, and interpreting this history through exhibits and public programs, assisting researchers, and educating and inspiring visitors.

Current Operations

The Lost City Museum is open 7 days a week, 8:30am to 4:30pm.
LCM is closed Thanksgiving Day, Christmas Day, and New Year's Day.

Subject: FW: Field trips to Lost City Museum

From: Janie Shakespear
Sent: Friday, June 01, 2018 10:39 AM
To: Peter Barton
Subject: FW: Field trips to Lost City Museum

Hi Peter,

Juan Enriquez from Behavioral Health is requesting to renew this program again for this year.
I have copied and pasted his request into this email.

Compiled statistics for program:

Public and Behavioral Health tours to The Lost City Museum in 2017

April 29, 2017 Southern Nevada Adult Mental Health Services visited with 5 adults.
May 20, 2017 Southern Nevada Adult Mental Health Services visited with 5 adults.
June 12, 2017 Southern Nevada Adult Mental Health Services visited with 8 adults

Charles Anderson was the guide, his office is at 6161 W. Charleston Blvd Las Vegas, NV 89146
Total of 18 Adult visitors @ \$5.00= \$90.00 in admission fees not collected.

From: Juan Enriquez
Sent: Friday, May 18, 2018 8:46 AM
To: Janie Shakespear <JShakespear@nevadaculture.org>
Subject: RE: Fieldtrip

Hi Janie

Our permission to visit the Lost City Museum has expired. Can we have it renewed again for this year. Thanks.



Juan Enriquez, M.Ed.
Mental Health Counselor II

Nevada Department of Health and Human Services
Division of Public and Behavioral Health | SNAMHS
6161 W Charleston, BLDG 2 | Las Vegas, NV 89146
T: (702)486-3823 /E: jenriquez@health.nv.gov
www.dhhs.nv.gov | <http://dpbh.nv.gov/>

Helping People. It's who we are and what we do.

From: Peter Barton
Sent: Wednesday, March 29, 2017 2:00 PM
To: Mary Beth Timm; Janie Shakespear

Cc: Carrie E. Edlefsen
Subject: FW: Field trips to Lost City Museum

I am continuing to follow-up on various actions of the Board of Museums & History taken at their most recent meeting held on March 6. The matter described below was agendized for discussion and action. Member Dubé moved, member Timmons seconded and the Board approved the following:

- A) One-year pilot program to offer free admission for this program
- B) LCM to compile statistics on the number of visits, the number of clients per visit, origin of the group [apparently there are multiple group homes in the State/area], age of participants [under/over age 18 only], and the fiscal impact of the waived admission fees
- C) The Board also urged that Mr. Enriquez be reminded that anyone under the age of 18 is admitted "free" to any of the seven state museums
- D) Urge Mr. Enriquez to seek possible private or public grants to fund the admissions, which when not collected, diminishes contributions to the State General Fund which of course also funds the behavioral health programs.

At the end of the year-long pilot program the Board will consider extending, canceling or further modifying the pilot program.

Peter D. Barton

Administrator, Nevada Division of Museums & History
412 E. Musser Street, Suite # 2
Carson City, NV 89701
(775) 687-7340 x 304
(775) 721-8918 (c)
(775) 687-4333 (f)
pbarton@nevadaculture.org

Our Vision

Recognized as the most trusted stewards and engaging storytellers of Nevada's heritage.



From: Juan Enriquez
Sent: Wednesday, February 15, 2017 2:29 PM
To: Mary Beth Timm
Cc: Janie Shakespear; Peter Barton
Subject: RE: Field trips to Lost City Museum

Thank you so much for taking our request into consideration. We will await for a final decision. Thanks again.



**Juan Enriquez, M.Ed.
Mental Health Counselor II**

Nevada Department of Health and Human Services
Division of Public and Behavioral Health | SNAMHS
6161 W Charleston, BLDG 2 | Las Vegas, NV 89146
T: (702)486-3823 /E: tlambrecht@health.nv.gov
www.dhhs.nv.gov | <http://dpbh.nv.gov/>

Helping People. It's who we are and what we do.



**REPORT TO THE
 BOARD OF MUSEUMS AND HISTORY
 JUNE 14-15, 2018**

I. Private Funds Budget Summary

State Fiscal Year 2018		Total	Year to Date	Percentage
	<u>GL /Cat#</u>	<u>Budget</u>	<u>Actuals</u>	<u>Year to Date</u>
Cash From Prev Fiscal Year Unrestricted	2511	14,583	14,583	100.00%
Cash From Prev Fiscal Year Restricted	2511	18,174	18,174	100.00%

Comparison of Revenues Budgeted/ Received:

Facility Rentals	3801	8,175	5,950	72.78%
Memberships*	4008	8,485	3,696	43.56%
Photograph Sales	4010	650	0	0.00%
Merchandise Sales*	4025	43,532	27,808	63.88%
Gifts & Donations	4251	500	0	0.00%
Private Grants	4265	9,976	5,769	57.83%
Treasurer's Interest	4326	164	201	122.77%
Total Revenues Received:		\$71,482	\$43,424	360.81%

Comparison of Expenditures Budgeted/Expended:

Administration	35	33,358	7,402	22.19%
Collections	37	900	0	0.00%
Natural History	47	750	0	0.00%
Board Appr Special Projects	48	14,814	0	0.00%
Museum Store*	49	26,267	13,511	51.44%
Special Projects (Restricted)	55	28,150	955	3.39%
Total Expenditures:		\$104,239	\$21,868	20.98%

Available Unrestricted Cash **\$31,325**

The above figures reflect the third quarter of fiscal year 2018 revenues and expenditures as of March 31, 2018.

* Further detail available in the below identified sections.

II. Museum Store Sales

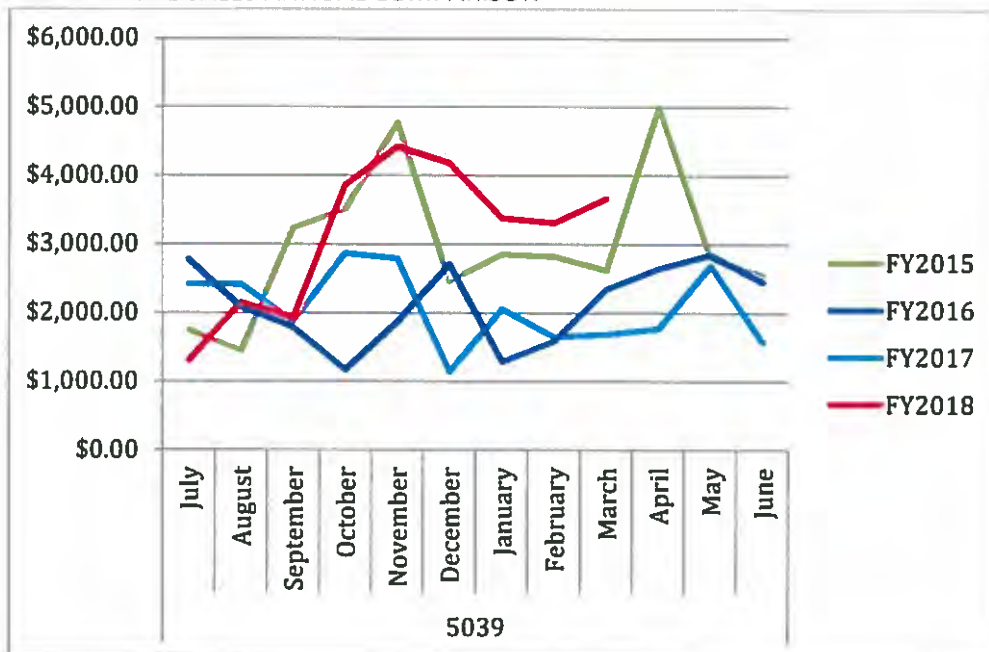
Store sales chart comparison against four previous fiscal years.

	July	Aug	Sept	Oct	Nov	Dec	Jan	Feb	Mar	Apr	May	June	TOTAL
FY 18	1,304	2,149	1,917	4	4,419	4,177	3,380	3,307	3,662	0	0	0	24,319
FY 17	2,415	2,413	1,871	2,863	2,788	1,144	2,056	1,648	1,682	1,768	2,686	1,699	25,032
FY 16	2,776	2,083	1,784	1,168	1,869	2,705	1,284	1,586	2,344	2,643	2,846	2,447	25,534
FY 15	1,660	1,529	3,231	3,505	3,895	3,250	2,928	2,818	2,138	5,611	2,587	3,217	36,368
FY 14	4,518	4,088	2,646	6,737	3,993	3,350	3,643	2,036	2,757	2,179	2,468	1,801	40,215
YTD	1,304	3,453	5,370	5,374	9,793	13,970	17,350	20,657	24,319	0	0	0	24,319
YTD Comparison	54.0%	71.5%	80.2%	56.2%	79.3%	103.5%	111.6%	120.1%	128.8%	0.0%	0.0%	0.0%	
Monthly Comparison	54.0%	89.1%	102.4%	0.1%	158.5%	365.2%	164.4%	200.7%	217.6%	0.0%	0.0%	0.0%	

Year-to-Date Comparison compares the cumulative year to date figures against the same time period in the previous year.

Monthly Comparison compares the current month of the current year against the same month in the previous year.

NSMLV STORE SALES ANNUAL COMPARISON



Museum Store Sales

At the end of 2017 the Museum store continues a solid recovery from its dire position at the end of the last fiscal year [June 2017]. The \$10,000 loan the Museum Board made to the Museum in March 2017, together with changes in Museum store staffing, has alleviated the financial pressure that had kept the store on a downward trajectory for years. By the end of 2017, the store was in a position to begin repaying the Board's loan. As of the end of January 2018, revenue has exceeded both the total amount of the loan and projected museum expenses. The store now averages \$2,500+

in sales each month, suggesting potentially an additional \$15,000 to \$20,000 in sales in the remaining two quarters of FY 2018. A significant portion of the store's allotted budget for FY 2018—a budget developed under the old paradigm of traditionally low revenue--had to be spent early in the fiscal year to replenish depleted inventory. In addition, school tours have increased from two days a week to four or five days a week with each tour in excess of 70 students. Happily, the Museum store's sales have increased consequently, which also means increased inventory turnover. As a result, only halfway through the current fiscal year, the store has exhausted its approved buying budget. Shelves are full and are expected to remain so until April 2018 when the Museum opens its next major exhibit, *Finding Fremont*, which is certain to draw visitors/customers. Without additional buying approval to be able to turn our sales into inventory to generate more sales, the store may lose its current momentum, ending FY 2018, and beginning FY 2019, back at square one: struggling to fill store shelves and serve Museum patrons adequately.

III. Museum Revenue and Expenditure

Museum Store Profit and Loss Chart

FY2018	Revenues	Expenditures	Total			Net	% Net
	Merchandise	Personnel	Oper/Other	Expenditure	Profit (Loss)	Profit (Loss)	
July	1,304	-	-	-	1,304	100.0%	
August	2,149	980	-	1,282	(113)	(5.3%)	
September	1,917	3,586	-	92	(1,761)	(91.9%)	
October	3,854	4,605	-	28	(779)	(20.2%)	
November	4,419	1,490	-	35	2,894	65.5%	
December	4,177	1,297	-	115	2,764	66.2%	
January	3,380	1,429	-	313	1,638	48.5%	
February	3,307	253	-	123	2,932	88.6%	
March	3,662	234	-	123	3,305	90.3%	
April	-	-	-	-	-	0.0%	
May	-	-	-	-	-	0.0%	
June	-	-	-	-	-	0.0%	
FY17 Total	28,169	13,874	-	2,112	12,183	43.2%	
FY17 Total	25,032	5,719	-	2,025	17,287	69.1%	
FY16 Total	25,535	8,424	227	2,191	14,692	57.5%	
FY15 Total	36,368	10,590	-	2,633	23,145	63.6%	
FY14 Total	40,215	9,031	28,738	2,924	(479)	(1.2%)	

Museum Store Revenue and Expenditures

This report indicates a modest loss over the first quarter of the fiscal year, largely on account of merchandise purchased in September. Sales from the store, along with membership sales are the primary support mechanisms for the museum's dedicated trust fund budget [MDTF]. The volume of sales (and the volume of membership sales) falls far short of generating ample revenue to sustain trust fund activities such as programming and staff development. While the store has not employed a full-time Retail Storekeeper for some years, it has been staffed by both a part-time Museum Attendant II as well as workers loaned by the Springs Preserve as required by the Interlocal [Joint Operating] Agreement. However, effective July 18, 2017, Museum administration moved the part-

time Museum Attendant out of the store into a full-time Museum Attendant II position at the front desk. Store staffing now depends upon staff from the Springs Preserve at no cost to the state, hopefully improving the MDTF bottom line which might benefit the store and Museum in the long run. Report is through March 31, 2018.

IV. Membership Program

Membership Figures

Memberships (new and renewals) chart comparison against four previous fiscal years.

Membership Categories	<u>July - Sep</u>		<u>Oct - Dec</u>		<u>Jan - Mar</u>		<u>April - June</u>		<u>TOTAL</u>	
	<u>New</u>	<u>Renew</u>	<u>New</u>	<u>Renew</u>	<u>New</u>	<u>Renew</u>	<u>New</u>	<u>Renew</u>	<u>New</u>	<u>Renew</u>
Individual	2	1	1	1	3	2				10
Family	4	5	5	4	5	6				29
Sustaining	0	1	0	4	0	2				7
Contributing	0	0	0	0	0	0				0
Patron	0	0	0	0	0	0				0
Benefactor	0	0	0	0	0	0				0
Senior	6	3	6	6	9	8				38
FY 18	12	10	12	15	17	18	0	0	41	43
FY 17	17		11		33		17		78	0
FY 16	22		18		81		27		148	0
FY 15	27		100		33		29		189	0
FY 14	48		58		30		42		178	0
YTD	12	10	12	15	17	18	0	0	41	43
YTD Comparison	100.00%	100.00%	1250.00%	1060.00%	2441.46%	2541.86%	0.00%	0.00%		
Monthly Comparison	70.59%	#DIV/0!	109.09%	#DIV/0!	51.52%	#DIV/0!	0.00%	0.00%		

Year-to-Date Comparison compares the cumulative year to date figures against the same time period in the previous year.
Quarterly Comparison compares the current quarter of the current year against the same quarter in the previous year.

Membership Sales

Membership sales comparison against four previous fiscal years.

	<u>July</u>	<u>Aug</u>	<u>Sept</u>	<u>Oct</u>	<u>Nov</u>	<u>Dec</u>	<u>Jan</u>	<u>Feb</u>	<u>Mar</u>	<u>Apr</u>	<u>May</u>	<u>June</u>	<u>TOTAL</u>
FY 18	120	345	365	250	435	630	550	485	515	0	0	0	3,696
FY 17	110	1,475	0	160	60	80	335	500	470	1,515	1,835	1,855	8,395
FY 16	260	1,170	100	120	395	215	150	4,375	815	190	125	570	8,485
FY 15	745	240	235	440	2,830	1,170	2,285	385	790	595	255	555	10,525
FY 14	620	1,900	810	555	2,380	1,255	1,505	245	200	155	650	1,210	11,485
YTD	120	465	830	1,080	1,516	2,146	2,696	3,181	3,696	0	0	0	8,395
YTD Comparison	109.09%	29.35%	52.39%	61.91%	83.96%	113.82%	121.42%	116.94%	115.85%	0.00%	0.00%	0.00%	
Monthly Comparison	109.09%	23.40%	#DIV/0!	156.25%	725.17%	787.56%	164.18%	97.03%	109.57%	0.00%	0.00%	0.00%	

Year-to-Date Comparison compares the cumulative year to date figures against the same time period in the previous year.

Monthly Comparison compares the current month of the current year against the same month in the previous year.

Membership Program Narrative:

The Museum's monthly membership numbers in July 2017– March 2018 [84] are significantly higher than what they were during the same period in 2016-17 [61]. While this improvement is encouraging, we find there is still some confusion by the public between membership in the museum and membership in the Springs Preserve—by the time patrons reach the museum they have already been dunned for Springs membership and are usually unwilling to buy a second membership. In addition, the museum traditionally does well selling memberships at large public events, but the number and frequency of these events has been curtailed. [See VII below.] However, an improved presence on social media, increased store sales—where memberships are often sold—, as well as better training of staff in collecting memberships, may indicate a trend toward rectifying previous shortcomings. Report is through March 31, 2018.

Nevada State Museum Las Vegas
Report to the Board
June 14-15, 2018

V. Museum Attendance

Attendance chart comparison against four previous fiscal years.

	<u>Jul</u>	<u>Aug</u>	<u>Sep</u>	<u>Oct</u>	<u>Nov</u>	<u>Dec</u>	<u>Jan</u>	<u>Feb</u>	<u>Mar</u>	<u>Apr</u>	<u>May</u>	<u>Jun</u>	<u>TOTAL</u>
FY 18	6,077	4,457	3,803	5,592	4,232	4,071	4,277	4,072	7,045	0	0	0	43,626
FY 17	5,449	4,978	3,715	3,846	5,210	3,479	2,764	3,983	7,755	7,847	5,678	6,440	61,144
FY 16	6,958	5,195	4,171	4,084	3,742	3,351	3,832	4,106	5,562	4,944	4,829	5,604	56,378
FY 15	3,058	2,771	2,609	4,372	3,731	3,080	2,815	3,609	4,925	5,542	5,054	4,176	45,742
FY 14	4,490	3,423	2,565	4,461	3,568	3,337	3,771	3,553	4,486	3,687	3,680	3,206	44,227
YTD	6,077	10,534	14,337	19,929	24,161	28,232	32,509	36,581	43,626	0	0	0	43,626
YTD Comparison	111.53%	101.03%	101.38%	110.79%	104.15%	105.83%	110.42%	109.45%	105.94%	0.00%	0.00%	0.00%	
Monthly Comparison	111.53%	89.53%	102.37%	145.40%	81.23%	117.02%	154.74%	102.23%	90.84%	0.00%	0.00%	0.00%	

Year-to-Date Comparison compares the cumulative year to date figures against the same time period in the previous year.

Monthly Comparison compares the current month of the current year against the same month in the previous year.

Museum Attendance

Museum attendance for July 2017– March 2018 [42,734] reflects an increase in visitation over the same period in 2016-17 [41,179]. Report reflects attendance through March 31, 2018.

VI. Attendance Receipts

Current attendance receipts compared against four previous fiscal years.

	<u>Jul</u>	<u>Aug</u>	<u>Sep</u>	<u>Oct</u>	<u>Nov</u>	<u>Dec</u>	<u>Jan</u>	<u>Feb</u>	<u>Mar</u>	<u>Apr</u>	<u>May</u>	<u>Jun</u>	<u>TOTAL</u>
FY 18	53172	0	0	0	0	0	0	0	0	0	0	0	53,172
FY 17	0	53,172	0	0	0	0	0	0	0	0	0	0	53,172
FY 16	53,172	0	0	0	0	0	0	0	0	0	0	0	53,172
FY 15	0	0	0	0	0	0	106344	0	0	0	0	0	106,344
FY 14	0	0	0	0	0	0	0	0	0	0	0	0	0
YTD	53,172	53,172	53,172	53,172	53,172	53,172	53,172	53,172	53,172	53,172	53,172	53,172	53,172
YTD Comparison	N/A	N/A	N/A	N/A	N/A	N/A	N/A	N/A	N/A	N/A	N/A	N/A	50.0%
Monthly Comparison	N/A	N/A	N/A	N/A	N/A	N/A	N/A	N/A	N/A	N/A	N/A	N/A	

Year-to-Date Comparison compares the cumulative year to date figures against the same time period in the previous year.

Monthly Comparison compares the current month of the current year against the same month in the previous year.

Attendance Receipts

Attendance receipts are tied into an Interlocal Agreement with the Las Vegas Valley Water District and those numbers are not available to us on a monthly basis. A \$53,172 base payment from the Las Valley Water District is received in July of the fiscal year.

VII. Fundraising

The museum raises modest amounts of funds by renting storage space to other museums and renting our public rooms for events and organizational meetings. Non-mission-related paid events have been curtailed due to limited staff to work them, as well as to avoid wear-and-tear on the facility and kitchen equipment whose repair and maintenance are paid from the private budget. Further, several paying events the Museum might have hosted were lost due to catering costs quoted by Divine Events, which third party clients, as stipulated in its Interlocal Agreement with the Las Vegas Valley Water District, are required to hire.

In the spring of 2016 a number of volunteers established a new group, the Friends of the Nevada State Museum, which has raised funds to support the museum and its operations. Of particular note are funds the Friends raised to pay for busing Clark County school children to the museum for field visits, installation of Wifi, and various tools and equipment for curatorial work. In consequence of the Friends' efforts to bus school children to the Museum, the Legislature established and is funding such a program state-wide. Increased school visits has resulted in increased store sales. Likewise, the Board of Museums and History donated a remaining amount in funds raised by the Friends to install WiFi in the Museum [completed on May 8, 2018].

The Museum, through restricted donations, has established a collection development fund [3902], a programming fund [3904], a children's programming fund [3906], a costume and textiles fund [3905], a natural history fund [3907], a library fund [3908], and an audiovisual collections fund [3909]. Funds remaining in restricted account 3903 from the Museum's sesquicentennial exhibit [\$150] were transferred into restricted account 3904 [programming].

VIII. Museum Activities

statistics [July 2017 – March 2018]

school groups: 5,141 children
trunks: 7,613 children's use
volunteer hours: 5,912
research requests: 857
collections: 6,296 items added to the collections
Past Perfect catalog: 28,332 records added/updated
Facebook: 6,191 fans
Twitter: 1,275 followers

events [July 2017 – March 2018]

The Museum continues sponsoring, hosting, and collaborating on events and exhibits that fit our mission by marketing our facilities to educational groups and institutions, as well as non-profit organizations and underserved communities. These have included the Society for Creative Anachronism [SCA]; the Nevada Humanities Committee; Red Rock Audubon Society;

Friends of the Nevada State Museum, Las Vegas; Ordo Templi Orientis; Southern Nevada Women's History Project; Pioneering Las Vegas History; the Gem and Mineral Society of Southern Nevada; Las Vegas Tourist Guide Guild trainings; Nevada Department of Tourism and Cultural Affairs; the Regional Transportation Commission; Nevada Department of Disability and Aging; the City of Boulder City; and the Clark County School District. In addition, the Museum hosts autograph receptions for book releases; exhibit opening receptions; educational lectures and workshops, panel discussions, performances; and events from Nevada state divisions, commissions, and institutions. In March 2018 the Museum hosted, in collaboration with the Springs Preserve, the Nevada Museums Showcase day and evening reception, which had an attendance of 927. In the period July 2017– March 2018 these special events attracted 5,351 participants.

staff activities [July 2017 – March 2018]

Staff at the Nevada State Museum, Las Vegas continue supporting the Museum and its mission by providing lectures, introductions, workshops, demonstrations, live Facebook tutorials, media interviews, and outreach at both on- and off-site venues. Collaborative efforts for programs and exhibits this year have proven successful, and have included joint projects with the University of Nevada, Las Vegas; the Mob Museum; Las Vegas City Hall; the Las Vegas News Bureau; the Special Collections Department of the University of Nevada, Las Vegas Lied Library; the Springs Preserve; and the Las Vegas Convention and Visitors Authority. Staff have also represented the Museum at the Southern Nevada Agency Partnership Cultural Resource Team [SNAPCRT]; the Nevada Museums Association [NMA]; the Conference of Inter-Mountain Archivists [CIMA]; the American Association for State and Local History [AASLH]; and the Protectors of Tule Springs [POTS]. The Facilities Manager oversaw an HVAC retrofit project to mitigate humidity levels in the Museum. The Museum also spearheaded a collaboration with Clark County, the City of Las Vegas, the Mandalay Bay Hotel and Casino, and several collecting institutions in Las Vegas for a strategy named *Remembering 1 October* to collect and preserve artifacts related to the October 1, 2017 mass shooting in Las Vegas. Finally, the Museum curators and Exhibits Department have established the Curator's Canyon. Each of the curators and the director has been provided an exhibit case in the Canyon Gallery where they can, on a rotating basis, display new and significant artifacts from their respective collections with donor recognition. The purpose is not only to exhibit artifacts that would not ordinarily be seen by the public, but to inspire donations and promote donors. On March 7, 2018 the American Alliance of Museums [AAM] notified the Museum that its re-accreditation had been granted—staff had been working on this effort since early 2016. Included in the Museum's re-accreditation was the issue of the lack of directional signage for the Museum on the Springs Preserve. In the fall of 2017 the director, curators, and exhibits manager toured the Preserve and produced a prospectus for improving Museum signage. The director had a meeting about signage with Preserve staff in December to discuss the issue; subsequently, the Preserve installed improved, albeit temporary, directional signage for the Museum. This not only made a significant difference in the AAM's re-accreditation decision, but may signal a general improvement in the relationship between the Museum and the Springs.

Mission Statement

The mission of the Nevada State Museum, Las Vegas is to inspire and educate a diverse public about the history and natural history of Nevada. To fulfill that mission we collect, preserve, exhibit and disseminate material that contributes to an understanding and appreciation of the State.

Current Operations

The Museum is open Tuesday through Sunday, 9:00 a.m. to 5:00 p.m. The Interlocal Agreement with the Las Vegas Valley Water District/Springs Preserve, which in large part determines Museum operations, policies, and procedures was finalized and signed in January 2015.

Dennis McBride, Director
May 8, 2018



Board of Museums and History

Board Governance/Committees

NRS 381.002(3) provides that the Board shall elect a Chair and Vice Chair from among its members at its first meeting of every even-numbered year. The terms of the Chair and Vice Chair are 2 years or until their successors are elected.

Current Officers:

Robert Stoldal, Chair
Robert Ostrovsky, Vice Chair

1. Collection/Space

Authority from NRS 381.0075 and NRS 381.008.
Created in 2014 to assist with matters concerning collection acquisitions, restrictions on donations, deaccessions, collection storage and management.

Robert Stoldal, Chair
Alicia Barber, Ph.D.
Sarah Cowie, Ph.D.
Doris Dwyer, Ph.D.

2. Facility Use

Authority from NRS 381.003.
Establishes policies and charges for use of property consistent with State Administrative Manual concerning special use permits and requirements of State Risk Management.

Dan Markoff, Chair
Renee Diamond
Pete Dubé

12.8.2017

3. Finance

Authority from NRS 381.0033.

Develop, review, modify, and recommend matters pertaining to Museum Dedicated Trust Fund budgets and investments.

Robert Ostrovsky, Chair

Renee Diamond

Robert Stoldal

Anthony Timmons

4. Membership

Authority from NRS 381.0045.

Develops policy, benefits, incentives, and cost for various categories of museum membership.

Seth Schorr, Chair

Bryan Allison

~~Janice Pine~~

5. Museum Store

Authority from NRS 381.003.

Assist museums in matters related to retail operations.

~~Pete Dubé, Chair~~

Bryan Allison

Renee Diamond

Doris Dwyer, Ph.D.

Seth Schorr

6. Nevada State Prison

Authority from AB 377 of the 78th Regular Session, enrolled as Chapter 255 to provide oversight of the Dedicated Trust Fund (Budget Account 5040) and consultancy to the effort to establish the Nevada State Prison as a historical, cultural, educational and scientific resource as required under Sections 2 and 8 of the Act.

Alicia Barber, Ph.D., Chair

Bryan Allison

Sarah Cowie, Ph.D.

Seth Schorr

7. Strategic Planning

Established as a “committee of the whole” by the Board Chair to advise on strategic initiatives of the Board.

8. Major Donor

(February 24, 2016)

Authority from NRS 381.0031

Tasked with developing and implementing strategies for major gifts and endowments, restricted and unrestricted in support of the Division.

Robert Ostrovsky, Chair
Bryan Allison
Seth Schorr
Robert Stoldal

9. Nevada Historical Society Relocation

(March 2017)

Authority from NRS 381.002

To explore NHS program needs and explore possible relocation of the Nevada Historical Society in Reno.

Alicia Barber, Ph.D., Chair
~~Pete Dubé~~
Doris Dwyer, Ph.D.
Robert Stoldal

10. Technology

(September 2017)

To assist in identifying and supporting needs of museums to remain contemporary with technology needs to serve the institution and the public

Seth Schorr, Chair

11. East Ely Depot Museum

(December 1, 2017)

To assist this rural museum in developing appropriate programming and partnerships to build museum capacity for serving the public.

Doris Dwyer, Ph.D.

12. Marketing

(December 1, 2017)

To assist all museums with enhancing public knowledge of institutional mission and programming opportunities.

Anthony Timmons, Chair
Bryan Allison

13. Nevada Historical Society Quarterly

(March 12, 2018)

To study the Nevada Historical Society *Quarterly* and work with the staff of the Nevada Historical Society to identify strategies to maintain relevancy of the publication in the appropriate platforms.

Alicia, Barber, Ph.D., Chair

Division of Museums & History
Fiscal Year 2018
Morgan Stanley Investment Accounts
Summary For Month Ending March 31, 2018

DATE	ACCOUNT	Monthly Statement				Disbursement to Museums								
		CASH	MMF	STOCKS	TOTAL	Board Use	NSMLV	NHS	LCM	NSM	Bretzloff Endowment	NSRM	EERDM	TOTAL
Mar-18	171-101256-040 (BRANDES)	0.00	0.00	0.00	0.00	-104,358.00	0.00	0.00	0.00	0.00	0.00	0.00	0.00	0.00
Mar-18	171-044095-040 (AAA)	45,564.22	7,914.07	0.00	53,478.29	-15,379.10	1,147.11	2,424.98	16,259.60	4,565.58	0.00	23,160.30	5,613.31	53,478.29
Mar-18	171-046543-040 (AAA-WHV)	0.00	0.00	0.00	0.00	-125,368.87	0.00	0.00	0.00	0.00	0.00	0.00	0.00	0.00
Mar-18	171-101259-040 (BSA-UMA)	0.00	16,336.43	1,445,609.46	1,461,945.89	-236,688.50	65,262.50	288,989.94	515,705.47	148,283.64	263,194.14	120,193.24	55,352.35	1,461,945.89
Total		\$45,564.22	\$24,250.50	\$1,445,609.46	\$1,515,424.18	-\$481,792.47	\$66,409.62	\$291,414.92	\$531,965.08	\$152,849.22	\$263,194.14	\$143,353.54	\$60,965.66	\$1,515,424.19
Private Funds Held in the Treasurer's Account						BMH	NSMLV	NHS	LCM	NSM	DMH	NSRM		
						26,525.66	45,174.81	1,229,807.85	44,369.01	870,697.66	17,606.43	198,786.29	2,432,969.91	
As of 3/31/2018												Total Combined Funds		\$3,948,394.10

Division of Museums & History
Fiscal Year 2018
Morgan Stanley Investment Accounts
Summary For Month Ending Feb 28, 2018

DATE	ACCOUNT	Monthly Statement				Disbursement to Museums									
		CASH	MMF	STOCKS	TOTAL	Board Use	NSMLV	NHS	LCM	NSM	Bretzloff Endowment	NSRM	EERDM	BCRRM	TOTAL
Feb-18	171-101256-040 (BRANDES	0.00	0.00	0.00	0.00	-104,358.00	0.00	0.00	0.00	0.00	0.00	0.00	0.00	0.00	0.00
Feb-18	171-044095-040 (AAA)	45,562.55	7,914.07	0.00	53,476.62	-15,379.10	1,147.08	2,424.90	16,259.09	4,565.44	0.00	23,159.58	5,613.13	307.38	53,476.62
Feb-18	171-046543-040 (AAA-WHV	0.00	0.00	0.00	0.00	-125,366.87	0.00	0.00	0.00	0.00	0.00	0.00	0.00	0.00	0.00
Feb-18	171-101259-040 (BSA-UMA)	0.00	16,335.92	1,450,561.67	1,466,897.59	-236,688.50	65,483.55	289,968.77	517,452.20	148,785.88	264,085.60	120,600.34	55,539.83	4,981.42	1,466,897.59
Total		\$45,562.55	\$24,249.99	\$1,450,561.67	\$1,520,374.21	-\$481,792.47	\$66,630.63	\$292,393.67	\$533,711.30	\$153,351.32	\$264,085.60	\$143,759.91	\$61,152.96	\$5,288.80	1,520,374.21
Private Funds Held in the Treasurer's Account						BMH	NSMLV	NHS	LCM	NSM	DMH	NSRM			
						36,391.95	40,698.19	1,237,632.44	41,896.07	899,454.36	18,137.76	211,474.93	2,495,685.70		
						As of 2/28/2018						Total Combined Funds		\$4,006,059.91	

Division of Museums & History
 Fiscal Year 2018
 Morgan Stanley Investment Accounts
 Summary For Month Ending January 31, 2018

DATE	ACCOUNT	Monthly Statement				Disbursement to Museums									
		CASH	MMF	STOCKS	TOTAL	Board Use	NSMLV	NHS	LCM	NSM	Bretzloff Endowment	NSRM	EERDM	BCRRM	TOTAL
Jan-18	171-101256-040 (BRANDES)	0.00	197.96	0.00	197.96	-104,358.00	15.34	43.33	74.97	28.10	0.00	32.07	4.15	8.00	197.96
Jan-18	171-044095-040 (AAA)	45,561.32	7,914.07	0.00	53,475.39	-15,379.10	1,147.05	2,424.85	16,258.72	4,565.33	0.00	23,159.04	5,613.00	307.37	53,475.39
Jan-18	171-046543-040 (AAA-WHV)	0.00	-4.64	514.57	509.93	-125,366.87	19.37	62.94	101.52	21.66	271.11	15.30	16.23	1.81	509.93
Jan-18	171-101259-040 (BSA-UMA)	0.00	15,172.86	1,494,135.93	1,509,308.79	-236,688.50	67,376.74	298,421.83	532,560.24	153,137.92	271,408.28	124,122.76	57,155.04	5,125.99	1,509,308.79
Total		\$45,561.32	\$23,280.25	\$1,494,850.50	\$1,563,492.07	-\$481,792.47	\$68,558.49	\$300,952.95	\$548,995.45	\$157,753.01	\$271,679.38	\$147,329.17	\$62,788.43	\$5,435.17	\$1,563,492.07
Private Funds Held in the Treasurer's Account						BMH	NSMLV	NHS	LCM	NSM	DMH	NSRM			
						37,041.95	39,050.93	1,244,941.14	35,446.98	914,112.04	19,375.58	206,167.07			
												As of 1/31/2018 Total Combined Funds			
														\$4,059,627.76	

Portfolio Summary

Prepared on April 09, 2018 for:

STATE OF NEVADA DIVISION OF MUSEUMS

STATE OF NEVADA DIVISION OF MUSEUMS

ATTENTION: PETER BARTON

412 E MUSSER ST

SUITE 2

CARSON CITY NV 89701-4527

Cary Allison

Financial Advisor

Senior Vice President

Tel: +1 916 797-7742

Cary.Allison@morganstanley.com

<http://www.morganstanleyfa.com/cary.allison>

Your Branch:

1478 STONE POINT DR SUITE 500

ROSEVILLE, CA 95661

STATE OF NEVADA DIVISION OF MUSEUMS

Prepared on April 09, 2018 | Reporting Currency: USD

TABLE OF CONTENTS

Account(s) Included In This Report	3
Investment Summary Dollar Weighted Returns	4
Dollar Weighted Performance Detail	5
Time Weighted Performance Summary	6
Time Weighted Performance By Period	7
Risk Vs. Return	8
Asset Allocation	9
Disclosures	14

Please review the disclosures and definitions throughout this Document.
Various sub-sections of this Document may not contain information on all accounts/positions covered in this Document.

ACCOUNT(S) INCLUDED IN THIS REPORT

STATE OF NEVADA DIVISION OF MUSEUMS

Reporting Currency: USD

MORGAN STANLEY WEALTH MANAGEMENT

Account Name and Address	Account Type/ Manager Name	Advisory/ Brokerage	Account Number	Date Opened	Date Closed
STATE OF NEVADA DIVISION OF MUSEUMS 412 E MUSSER ST SUITE 2 CARSON CITY	Consulting Group Advisor	Advisory	171-XXX259	07/08/92	-
	AAA	Advisory	171-XXX256	07/08/92	-
	AAA	Brokerage	171-XXX095	08/18/09	-
	AAA	Advisory	171-XXX534	03/11/11	-

Investment, insurance and annuity products offered through Morgan Stanley Smith Barney LLC are: NOT FDIC INSURED | MAY LOSE VALUE | NOT BANK GUARANTEED | NOT A BANK DEPOSIT | NOT INSURED BY ANY FEDERAL GOVERNMENT AGENCY.

All content within this Document applies to the accounts listed above or a subset thereof, unless otherwise indicated.

INVESTMENT SUMMARY DOLLAR WEIGHTED RETURNS

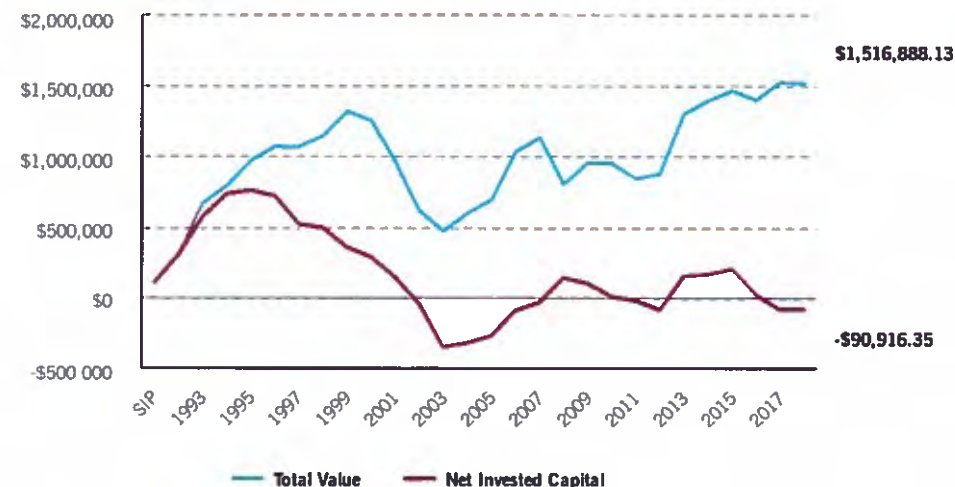
STATE OF NEVADA DIVISION OF MUSEUMS

As of March 31, 2018 | Reporting Currency: USD

DOLLAR-WEIGHTED RETURN % (NET OF FEES)

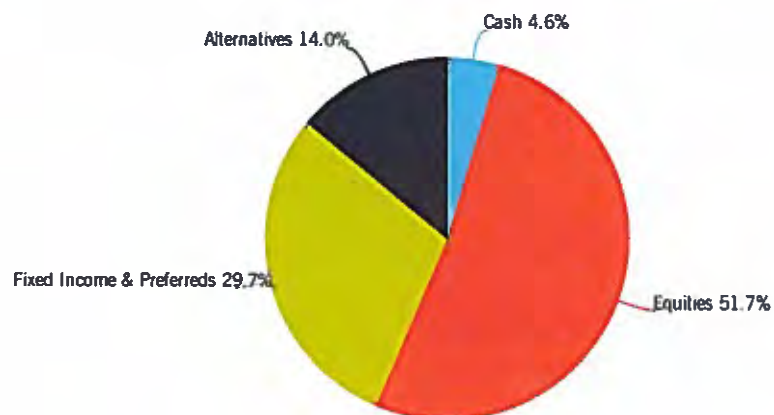
	Quarter to Date (\$) 12/31/17-03/31/18	Year to Date (\$) 12/31/17-03/31/18	Performance Inception (\$) 07/14/92-03/31/18
Beginning Total Value	1,525,694.23	1,525,694.23	102,750.00
Net Contributions/Withdrawals	0.00	0.00	-193,666.35
Investment Earnings	-8,806.10	-8,806.10	1,607,804.48
Ending Total Value	1,516,888.13	1,516,888.13	1,516,888.13
DOLLAR WEIGHTED RATE OF RETURN (Annualized for periods over 12 months)			
Return % (Net of Fees)	-0.58	-0.58	7.69

TOTAL VALUE VS. NET INVESTED CAPITAL



Does not include Performance Ineligible Assets.

ASSET ALLOCATION



Does not include Performance Ineligible Assets.

INCOME AND DISTRIBUTION SUMMARY

	Rolling 12 Months (\$) 04/01/17-03/31/18	Year To Date (\$) 01/01/18-03/31/18
ASSET CLASS		
Cash	17.93	5.54
Equities	51,686.61	2,658.48
Fixed Income & Preferreds	4,227.42	2,615.63
Alternatives	8,748.25	966.21
Multi-Asset	884.47	642.17
Total Asset Class	65,564.68	6,888.03
TAX CATEGORY		
Taxable Account(s)		
Taxable	65,564.68	6,888.03
Tax-Exempt	-	-
Total	65,564.68	6,888.03
Tax Qualified Account(s)		
Total Tax Category	65,564.68	6,888.03

Taxable and tax-exempt income classifications are based on characteristics of the underlying securities and not the taxable status of the account.

DOLLAR WEIGHTED PERFORMANCE DETAIL

STATE OF NEVADA DIVISION OF MUSEUMS

As of March 31, 2018 | Reporting Currency: USD

RETURN % (NET OF FEES) VS. BENCHMARKS

Account Name/ Benchmark	Account Number	Performance Inception Date	Total Value (\$) 03/31/18	% Of Portfolio 03/31/18	Month to Date (%) 02/28/18 - 03/31/18	Quarter to Date (%) 12/31/17 - 03/31/18	Year to Date (%) 12/31/17 - 03/31/18	Last 3 Years (%) 03/31/15 - 03/31/18	Last 5 Years (%) 03/31/13 - 03/31/18	Performance Inception Month End (%) to 03/31/18	Performance Inception (%) to 03/31/18
ADVISORY		07/15/92	1,463,409.84	96.47	-0.31	-0.67	-0.67	5.99	9.38	7.71	7.74
STATE OF NEVADA DIVISION OF MUSEUMS (Consulting Group Advisor)	171-XXX259	07/15/92	1,463,409.84	96.47	-0.31	-0.67	-0.67	5.99	9.38	7.71	7.74
BROKERAGE		07/14/92	53,478.29	3.53	0.00	2.06	2.06	9.08	8.79	7.77	7.64
STATE OF NEVADA DIVISION OF MUSEUMS (AAA)	171-XXX095	01/01/11	53,478.29	3.53	0.00	0.01	0.01	0.01	-0.16	0.38	0.39
STATE OF NEVADA DIVISION OF MUSEUMS (AAA)	171-XXX256	07/14/92	0.00	0.00	-	-	-	-	-	-	-
STATE OF NEVADA DIVISION OF MUSEUMS (AAA)	171-XXX534	04/01/11	0.00	0.00	-	-	-	-	-	-	-

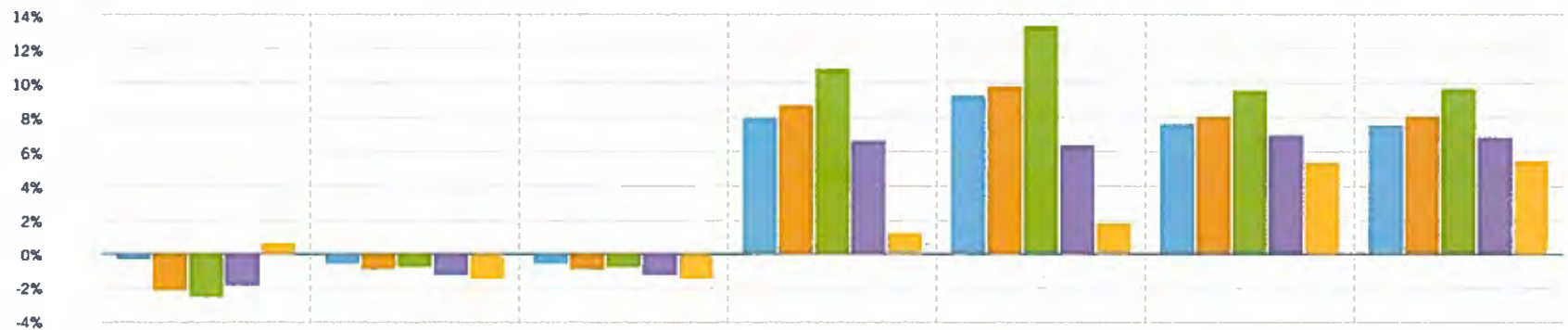
The investment returns shown on this page are dollar-weighted measurements which are affected by the timing and amount of your contributions and withdrawals.

TIME WEIGHTED PERFORMANCE SUMMARY

STATE OF NEVADA DIVISION OF MUSEUMS

As of March 31, 2018 | Reporting Currency: USD

RETURN % (NET OF FEES) VS. BENCHMARKS



	Month to Date 02/28/18 - 03/31/18	Quarter to Date 12/31/17 - 03/31/18	Year to Date 12/31/17 - 03/31/18	Last 3 Years 03/31/15 - 03/31/18	Last 5 Years 03/31/13 - 03/31/18	Performance Inception Month End 07/31/92 - 03/31/18	Performance Inception 07/14/92 - 03/31/18
Beginning Total Value	\$1,521,419.67	\$1,525,694.23	\$1,525,694.23	\$1,431,686.28	\$922,670.08	\$298,750.00	\$102,750.00
Net Contributions/Withdrawals	0.00	0.00	0.00	-250,534.80	10,394.73	-392,303.35	-193,666.35
Investment Earnings	-4,531.54	-8,806.10	-8,806.10	335,736.65	583,823.32	1,610,441.48	1,607,804.48
Ending Total Value	\$1,516,888.13	\$1,516,888.13	\$1,516,888.13	\$1,516,888.13	\$1,516,888.13	\$1,516,888.13	\$1,516,888.13

Return % (Net of Fees)	-0.30	-0.58	-0.58	7.96	9.28	7.61	7.55
MSCI AC World Gross	-2.15	-0.91	-0.91	8.69	9.78	8.07	8.06
S&P 500 Total Return	-2.54	-0.76	-0.76	10.79	13.31	9.57	9.65
MSCI AC World ex US Gross	-1.84	-1.23	-1.23	6.63	6.35	6.94	6.83
Barclays Aggregate	0.64	-1.46	-1.46	1.20	1.83	5.38	5.45

The investment returns shown on this page are time-weighted measurements which exclude the effect of the timing and amount of your contributions and withdrawals

TIME WEIGHTED PERFORMANCE BY PERIOD

STATE OF NEVADA DIVISION OF MUSEUMS

As of March 31, 2018 | Reporting Currency: USD

RETURN % (NET OF FEES) VS. BENCHMARKS

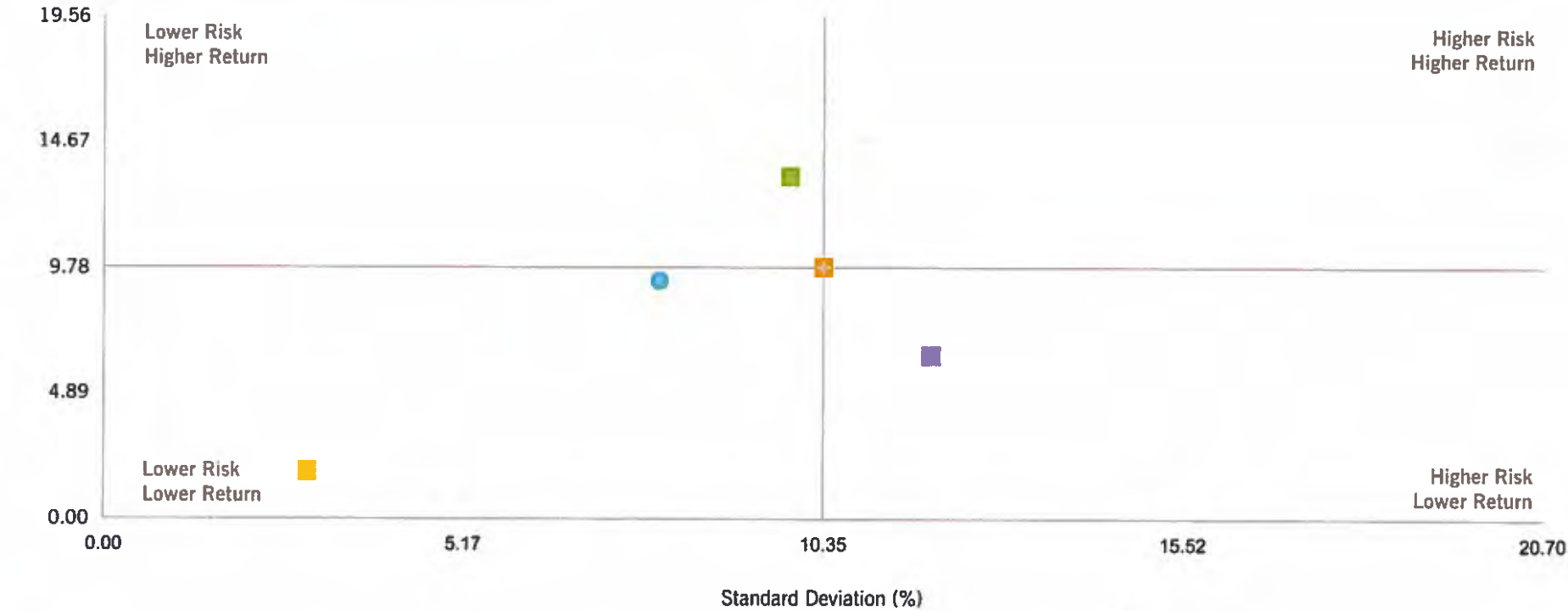
From 07/14/92 - 03/31/18

Period	Beginning Total Value	Net Contributions/ Withdrawals	Investment Earnings	Ending Total Value	Period Returns%				
					Portfolio (Net of Fees)	MSCI AC World Gross	S&P 500 Total Return	MSCI AC World ex US Gross	Barclays Aggregate
2018 (YTD)	\$1,525,694.23	\$0.00	-\$8,806.10	\$1,516,888.13	-0.58 %	-0.91%	-0.76%	-1.23%	-1.46%
2017	\$1,400,127.85	-\$106,020.71	\$231,587.09	\$1,525,694.23	17.36 %	24.62%	21.83%	27.77%	3.54%
2016	\$1,465,113.11	-\$181,323.79	\$116,338.53	\$1,400,127.85	8.10 %	8.48%	11.96%	5.01%	2.65%
2015	\$1,394,658.80	\$36,714.00	\$33,740.31	\$1,465,113.11	2.41 %	-1.84%	1.38%	-5.25%	0.55%
2014	\$1,302,024.72	\$12,304.63	\$80,329.45	\$1,394,658.80	6.23 %	4.71%	13.69%	-3.44%	5.97%
2013	\$878,852.12	\$241,730.60	\$181,442.00	\$1,302,024.72	20.18 %	23.44%	32.39%	15.78%	-2.02%
2012	\$846,496.68	-\$66,205.05	\$98,560.49	\$878,852.12	12.21 %	16.80%	16.00%	17.39%	4.21%
2011	\$954,160.53	-\$28,962.62	-\$78,701.23	\$846,496.68	-8.58 %	-6.86%	2.11%	-13.33%	7.84%
2010	\$956,787.49	-\$94,397.00	\$91,770.04	\$954,160.53	10.76 %	13.21%	15.06%	11.60%	6.54%
2009	\$805,828.39	-\$40,681.32	\$191,640.42	\$956,787.49	24.81 %	35.41%	26.46%	42.14%	5.93%
2008	\$1,131,720.06	\$175,617.04	-\$501,508.71	\$805,828.39	-37.94 %	-41.85%	-37.00%	-45.24%	5.24%
2007	\$1,033,200.44	\$61,535.99	\$36,983.63	\$1,131,720.06	3.55 %	12.18%	5.49%	17.12%	6.97%
2006	\$695,427.32	\$178,152.63	\$159,620.49	\$1,033,200.44	20.17 %	21.53%	15.79%	27.16%	4.33%
2005	\$596,426.88	\$49,915.28	\$49,085.16	\$695,427.32	7.52 %	11.37%	4.91%	17.11%	2.43%
2004	\$469,410.40	\$27,679.16	\$99,337.32	\$596,426.88	20.43 %	15.75%	10.88%	21.36%	4.34%
2003	\$616,885.48	-\$306,315.08	\$158,840.00	\$469,410.40	44.65 %	34.63%	28.68%	41.41%	4.10%
2002	\$965,535.46	-\$190,107.63	-\$158,542.35	\$616,885.48	-18.43 %	-18.98%	-22.10%	-14.67%	10.25%
2001	\$1,254,591.73	-\$144,646.02	-\$144,410.25	\$965,535.46	-12.23 %	-15.91%	-11.89%	-19.50%	8.44%
2000	\$1,321,352.18	-\$69,800.00	\$3,039.55	\$1,254,591.73	0.27 %	-13.94%	-9.10%	-15.09%	11.63%
1999	\$1,146,361.67	-\$139,445.30	\$314,435.81	\$1,321,352.18	30.23 %	26.82%	21.04%	30.91%	-0.82%
1998	\$1,069,395.91	-\$24,250.00	\$101,215.76	\$1,146,361.67	10.03 %	21.97%	28.58%	14.46%	8.69%
1997	\$1,070,074.43	-\$203,000.00	\$202,321.48	\$1,069,395.91	20.20 %	15.00%	33.36%	2.04%	9.65%
1996	\$973,970.74	-\$41,239.34	\$137,343.03	\$1,070,074.43	13.51 %	13.20%	22.96%	6.68%	3.63%
1995	\$795,718.00	\$25,000.00	\$153,252.74	\$973,970.74	19.17 %	19.46%	37.58%	9.94%	18.47%
1994	\$671,261.00	\$164,293.92	-\$39,836.92	\$795,718.00	-5.61 %	5.03%	1.32%	6.63%	-2.92%
1993	\$308,551.00	\$271,147.26	\$91,562.74	\$671,261.00	19.17 %	24.88%	10.08%	34.90%	9.75%
1992 Performance Inception: 07/14/92	\$102,750.00	\$198,637.00	\$7,164.00	\$308,551.00	2.31 %	1.81%	6.52%	-2.11%	4.57%

The investment returns shown on this page are time-weighted measurements which exclude the effect of the timing and amount of your contributions and withdrawals.

RETURN % (NET OF FEES) AND VOLATILITY VS. BENCHMARKS

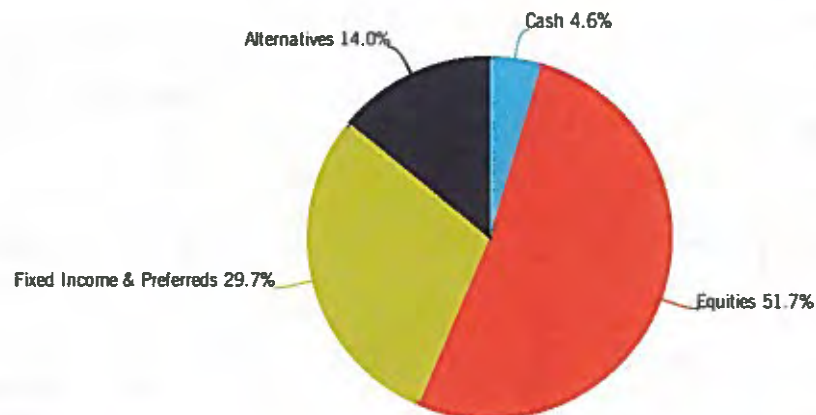
Annualized Return (%)



	Return % (Net of Fees) 03/31/13-03/31/18	Standard Deviation 03/31/13-03/31/18 (%)
Portfolio	9.28 %	7.99 %
MSCI AC World Gross	9.78	10.35
S&P 500 Total Return	13.31	9.87
MSCI AC World ex US Gross	6.35	11.90
Barclays Aggregate	1.83	2.93

The investment returns shown on this page are time-weighted measurements which exclude the effect of the timing and amount of your contributions and withdrawals

ASSET ALLOCATION - ASSET CLASS



ASSET ALLOCATION

				Total Value (\$) 03/31/2018	% of Portfolio 03/31/2018
Cash					
Global Cash				69,814.91	4.6
Global Cash				69,814.91	4.6
Symbol/CUSIP	Security Description	Quantity	Account Number	Total Value (\$) 03/31/2018	% of Portfolio 03/31/2018
BDPS	BANK DEPOSIT PROGRAM	69,814.720	Multiple	69,814.91	4.6
		16,336.430	171-XXX259	16,336.47	1.1
		53,478.290	171-XXX095	53,478.44	3.5
Equities				784,140.67	51.7
US Equities				459,927.60	30.4
US Large Cap Growth				147,091.40	9.7

STATE OF NEVADA DIVISION OF MUSEUMS

As of March 31, 2018 | Reporting Currency: USD

ASSET ALLOCATION (Continued)

Symbol/CUSIP	Security Description	Quantity	Account Number	Total Value (\$) 03/31/2018	% of Portfolio 03/31/2018
ASPZX	ALGER SPECTRA Z	3,335.196	171-XXX259	72,240.35	4.8
OAKLX	OAKMARK SELECT I(50.00%)	876.622	171-XXX259	40,236.95	2.7
SMGIX	COLUMBIA CONTRARIAN CORE(50.00%)	1,371.942	171-XXX259	34,614.10	2.3
US Large Cap Value				74,851.05	4.9
Symbol/CUSIP	Security Description	Quantity	Account Number	Total Value (\$) 03/31/2018	% of Portfolio 03/31/2018
OAKLX	OAKMARK SELECT I(50.00%)	876.622	171-XXX259	40,236.95	2.7
SMGIX	COLUMBIA CONTRARIAN CORE(50.00%)	1,371.942	171-XXX259	34,614.10	2.3
US Mid Cap Growth				59,411.09	3.9
Symbol/CUSIP	Security Description	Quantity	Account Number	Total Value (\$) 03/31/2018	% of Portfolio 03/31/2018
HFMIX	HARTFORD MIDCAP I	1,863.585	171-XXX259	59,411.09	3.9
US Mid Cap Value				56,887.29	3.8
Symbol/CUSIP	Security Description	Quantity	Account Number	Total Value (\$) 03/31/2018	% of Portfolio 03/31/2018
JMVX	JPMORGAN MID CAP VALUE I	1,454.174	171-XXX259	56,887.29	3.8
US Small Cap Growth				61,189.08	4.0
Symbol/CUSIP	Security Description	Quantity	Account Number	Total Value (\$) 03/31/2018	% of Portfolio 03/31/2018
AGOZX	ALGER SMALL CAP FOCUS Z	3,659.634	171-XXX259	61,189.08	4.0
US Equities Other				60,497.70	4.0
Symbol/CUSIP	Security Description	Quantity	Account Number	Total Value (\$) 03/31/2018	% of Portfolio 03/31/2018
ANWFX	AMERICAN NEW PERSPECTIVE F2(50.81%)	499.151	171-XXX259	21,942.67	1.4
PRJZX	PRUDENTIAL JENNISON GLB OPP Z(50.00%)	646.378	171-XXX259	14,582.29	1.0

STATE OF NEVADA DIVISION OF MUSEUMS

As of March 31, 2018 | Reporting Currency: USD

ASSET ALLOCATION (Continued)

Symbol/CUSIP	Security Description	Quantity	Account Number	Total Value (\$) 03/31/2018	% of Portfolio 03/31/2018
TIBIX	THORNBURG INV INC BUILDER I(34.00%)	1,122.319	171-XXX259	23,972.74	1.6
International Equities				290,440.79	19.2
Intl Small Cap Equities				35,169.92	2.3
Intl Equities Other				255,270.87	16.8
Symbol/CUSIP	Security Description	Quantity	Account Number	Total Value (\$) 03/31/2018	% of Portfolio 03/31/2018
ANWFX	AMERICAN NEW PERSPECTIVE F2(49.19%)	483.236	171-XXX259	21,243.06	1.4
BIIEIX	BRANDES INTERNATIONAL EQ I	2,369.883	171-XXX259	43,345.16	2.9
GOGIX	JOHN HANCOCK INTL GROWTH I	1,778.177	171-XXX259	50,838.08	3.4
LCOIX	LEGG MASON CLRBDGE INTL SMCP I	1,854.474	171-XXX259	34,734.30	2.3
OAKIX	OAKMARK INTERNATIONAL I	1,965.129	171-XXX259	54,591.28	3.6
PRJZX	PRUDENTIAL JENNISON GLB OPP Z(33.00%)	426.609	171-XXX259	9,624.31	0.6
TIBIX	THORNBURG INV INC BUILDER I(58.00%)	1,914.545	171-XXX259	40,894.68	2.7
Emerging & Frontier Mkt				33,772.28	2.2
Emerging Mkt Equities Oth				33,772.28	2.2
Symbol/CUSIP	Security Description	Quantity	Account Number	Total Value (\$) 03/31/2018	% of Portfolio 03/31/2018
NFFFX	AMERICAN NEW WORLD F2	426.058	171-XXX259	28,814.30	1.9
PRJZX	PRUDENTIAL JENNISON GLB OPP Z(17.00%)	219.769	171-XXX259	4,957.98	0.3
Fixed Income & Preferreds				449,466.26	29.7
US Fixed Income Taxable				408,536.06	27.0
Intermed Term Gov/Corp				89,070.72	5.9

STATE OF NEVADA DIVISION OF MUSEUMS

As of March 31, 2018 | Reporting Currency: USD

ASSET ALLOCATION (Continued)

Symbol/CUSIP	Security Description	Quantity	Account Number	Total Value (\$) 03/31/2018	% of Portfolio 03/31/2018
GIUSX	GUGGENHEIM INVEST GR BOND INST	4,825.066	171-XXX259	89,070.72	5.9
US Taxable Core				319,465.34	21.1
Symbol/CUSIP	Security Description	Quantity	Account Number	Total Value (\$) 03/31/2018	% of Portfolio 03/31/2018
GOBIX	BRANDYWINEGLOBAL GLB OPP BD I(63.00%)	2,558.611	171-XXX259	28,528.52	1.9
HWDIX	HARTFORD WORLD BOND I(46.00%)	1,944.648	171-XXX259	20,593.82	1.4
MAHGX	BLACKROCK TOTAL RET I	7,697.899	171-XXX259	88,063.96	5.8
PDBZX	PRUDENTIAL TOTAL RETURN BD Z	6,186.198	171-XXX259	88,277.05	5.8
TIBIX	THORNBURG INV INC BUILDER I(8.00%)	264.075	171-XXX259	5,640.65	0.4
WACPX	WESTERN ASSET CORE PLUS BD I	7,604.247	171-XXX259	88,361.35	5.8
Intl Fixed Income				40,930.20	2.7
Intl Core Fixed Income				40,930.20	2.7
Symbol/CUSIP	Security Description	Quantity	Account Number	Total Value (\$) 03/31/2018	% of Portfolio 03/31/2018
GOBIX	BRANDYWINEGLOBAL GLB OPP BD I(37.00%)	1,502.677	171-XXX259	16,754.84	1.1
HWDIX	HARTFORD WORLD BOND I(54.00%)	2,282.848	171-XXX259	24,175.36	1.6
Alternatives				212,002.53	14.0
Real Assets				78,447.11	5.2
REITs				78,447.11	5.2
Symbol/CUSIP	Security Description	Quantity	Account Number	Total Value (\$) 03/31/2018	% of Portfolio 03/31/2018
CSDIX	COHEN & STEERS REAL EST SECS I	2,963.559	171-XXX259	42,912.33	2.8
PURZX	PRUDENTIAL GLB REAL ESTATE Z	1,534.317	171-XXX259	35,534.78	2.3
Absolute Return Assets				133,555.42	8.8

STATE OF NEVADA DIVISION OF MUSEUMS

As of March 31, 2018 | Reporting Currency: USD

ASSET ALLOCATION (Continued)		
	Total Value (\$)	% of Portfolio
	03/31/2018	03/31/2018
TOTAL PORTFOLIO	1,515,424.37	100.0

STATE OF NEVADA DIVISION OF MUSEUMS

Prepared on April 09, 2018 | Reporting Currency: USD

DISCLOSURES

Explanatory Notes and Disclosures: This document is designed to assist you and your Financial Advisor in understanding portfolio positions, composition and subsets thereof. It is designed solely for your individual use, is for informational purposes only and is not intended as an offer or solicitation with respect to the purchase or sale of any security. Do not take action relying on this information without confirming its accuracy and completeness. Please read carefully all accompanying notes and disclosures provided in this Document.

For convenience purposes, your Financial Advisor may have assigned a designated name for this Document. The list of the accounts covered in this document is noted herein and may not include all of your accounts with us or external custodians. Furthermore, the information included in this document may not include all asset classes/securities/liabilities held by you at the firm or external custodians. Please review this document carefully and discuss any questions you may have with your Financial Advisor. If you do not understand an entry, suspect an error, or want more details on current values or other information, contact your Financial Advisor. This document is based upon your Morgan Stanley account holdings and may include other holdings/information that you or a third party provided about assets custodied elsewhere. Morgan Stanley will not verify any other holdings/information. If any information reflects assets held away from Morgan Stanley that will be indicated. The information contained in this document is subject to, and does not supersede the confirmations and account statements you receive from us. Values shown in your official account statement may differ from the values shown in this document due to, among other things, different reporting methods, delays, market conditions and interruptions. If there are discrepancies between your official account statement and this document, rely on your official account statement.

The information in this document is approximate and subject to updating, correction and other changes. We are not obligated to notify you if information changes. Although the statements of fact and data in this document have been obtained from, and are based upon sources that we believe to be reliable, we do not guarantee their accuracy, or timeliness, and any such information may be incomplete or condensed. Percentage values shown in this document are subject to rounding, which may impact total values. The values of securities and other investments not actively traded may be estimated or may not be available.

This information is provided for informational purposes only and should not be used for tax preparation. The information reported on your Form(s) 1099 supersedes the information provided in this report and should be exclusively relied upon for tax preparation. Morgan Stanley, its affiliates and its employees are not in the business of providing tax or legal advice. Clients should seek advice based on their particular circumstances from an independent tax and legal advisor. Morgan Stanley Smith Barney LLC is a registered Broker/Dealer, Member SIPC, and not a bank. Where appropriate, Morgan Stanley Smith Barney LLC has entered into arrangements with banks and other third parties to assist in offering certain banking related products and services.

Investment, insurance and annuity products offered through Morgan Stanley Smith Barney LLC are: NOT FDIC INSURED | MAY LOSE VALUE | NOT BANK GUARANTEED | NOT A BANK DEPOSIT | NOT INSURED BY ANY FEDERAL GOVERNMENT AGENCY

Additional information about your Floating Rate Notes: For floating rate securities, the estimated accrued interest and estimated annual income are based on the current floating coupon rate and may not reflect historic rates within the accrual period.

Important Information About Auction Rate Securities: For certain Auction Rate Securities there is no or limited liquidity. Therefore, the price(s) for these Auction Rate Securities are indicated as not available by a dash "-". There can be no assurance that a successful auction will occur or that a secondary market exists or will develop for a particular security.

Important Pricing Information: Prices of securities not actively traded may not be available, and are indicated by a dash "-".

Asset Classification: We classify assets based on general characteristics such as: income generation, underlying capital structure, or exposure to certain market sectors. As many assets contain characteristics of more than one asset class, allocations may be under or over inclusive. These classifications do not constitute a recommendation and may differ from the classification of instruments for regulatory or tax purposes. In addition, the Other asset class contains securities that are not included in the various asset class classifications. This can include, but is not limited to, non-traditional investments such as some Equity Unit Trusts, Index Options and Structured Investments issued outside of Morgan Stanley. Additionally, investments for which we are unable to procure market data to properly classify them will appear in the Other category.

Performance: Performance results are annualized for time periods greater than one year and include all cash and cash equivalents, realized and unrealized capital gains and losses, dividends, interest and income. The investment results depicted herein represent historical performance. As a result of recent market activity, current performance may vary from the figures shown. Please contact your Financial Advisor for up-to-date performance information. Past performance is not a guarantee of future results.

Market values used for performance calculation do not include Performance Ineligible Assets and thus may differ from asset allocation market values. Common examples of Performance Ineligible Assets include life insurance and annuities as well as Manually Added and External accounts, assets and liabilities.

Unless otherwise indicated, performance is a composite calculation of the entire portfolio and may include brokerage and investment advisory accounts as well as assets for different accounts included in this report. The accounts included in the composite may have (or have had) different investment objectives and strategies, been subject to different restrictions, and incurred different types of fees, markups, commissions and other charges. Accordingly, performance results may blend the performance of assets and strategies that may not have been available in all of the accounts at all times during

STATE OF NEVADA DIVISION OF MUSEUMS

Prepared on April 09, 2018 | Reporting Currency: USD

the reporting period. In addition, accounts in the composite may have changed from brokerage to advisory or vice versa. Accounts may also have moved from one advisory program to another (including from a discretionary program to a non-discretionary program).

For Morgan Stanley Smith Barney LLC accounts, performance information may cover the full history of the account(s) or just the performance of an account(s) since the inception of the current program(s). Performance results on individual accounts will vary and may differ from the composite returns. Your Financial Advisor can provide you with individual account portfolio composition and performance information. For investment advisory accounts, please see the Morgan Stanley Smith Barney LLC Form ADV Part 2 or applicable disclosure brochure and any applicable brokerage commission and/or fee schedule for a full disclosure of fees and expenses. Your Financial Advisor will provide those documents to you upon request. For brokerage accounts, please speak to your Financial Advisor for more information on commissions and other account fees and expenses.

Performance inception date does not necessarily correspond to the account opening date. Where multiple accounts are included in performance calculations, the inception date is the oldest performance inception. Performance data may not be available for all periods as some accounts included in performance may have more recent performance inception dates. Consequently, the actual performance for a group of accounts may differ from reported performance. Please ask your Financial Advisor for the performance inception date for each account.

Indices: Benchmark indices and blends included in this material are for informational purposes only, are provided solely as a comparison tool and may not reflect the underlying composition and/or investment objective(s) associated with the account(s). In some circumstances, the benchmark index may not be an appropriate benchmark for use with the specific composite portfolio. For instance, an index may not take into consideration certain changes that may have occurred in the portfolio since the inception of the account(s), (e.g., changes from a brokerage to an advisory account or from one advisory program to another, asset class changes, or index changes for individual managers). The volatility of the index used for comparison may be materially different from that of the performance shown. Indices are unmanaged and not available for direct investment. Index returns do not take into account fees or other charges. Such fees and charges would reduce performance. Please see the Benchmark Definitions section of this material for additional information on the indices used for comparison.

Performance Inception Month End: Performance Inception Month End refers to performance calculated from the end of the month in which the accounts became eligible for performance. Calculating performance from the Performance Inception Month End allows for a comparison to be made to appropriate benchmarks. Performance Inception Month End does not necessarily correspond to the account opening date.

Projected 12 Month: Projected 12 Month Income is based upon cash income from interest, cash dividends, and partnership distributions. It is a hypothetical projection calculated using current yields. The projected income referenced is based upon certain market projections effective as at today's date only and can change at any time. Such projected income is hypothetical, do not reflect actual investment results, and is not a guarantee of future results. The projected income is referenced for illustrative purposes only. Morgan Stanley does not represent or guarantee that the projected income referenced will or can be attained. The actual income may be lower or higher than the projections based upon a variety of factors and assumptions. The projected income shown may under or over compensate for the impact of actual market conditions and other factors. We make no representation or warranty as to the reasonableness of the assumptions made, or that all assumptions used to construct this projected income information have been stated or fully considered. To the extent that the assumptions made do not reflect actual conditions, the illustrative value of the hypothetical projected income will decrease. The projected income referenced may include income from Morgan Stanley & Co. and External Accounts, where data is available. Such information was obtained from third party sources which Morgan Stanley believes to be reliable. However, we make no representation or guarantee that the information is accurate or complete. You should not rely upon this information to make any investment decision. Please refer to the official account statements and performance reports you received from your custodian and/or financial institution for information about projected income in your External Accounts. The projected income referenced does not include income from assets in Manually Added External Accounts.

Additional information about your Alternative Investments: An alternative investment is any non-traditional asset beyond stocks, bonds, and cash, and may include derivatives such as options and futures, leveraged equity or bonds, private equity, currencies, commodities, less common types of stocks such as natural resources stocks, master limited partnerships (MLPs), and real estate investment trusts (REITs), or even collectibles such as paintings or other works of art, or luxury items such as wine and spirits. Many of these alternative investments typically have eligibility requirements that cannot be met by the average investor and are therefore not appropriate for all investors. Typical alternative investment vehicles are generally private offerings and can include hedge funds and funds of hedge funds, managed futures funds, and other vehicles. They utilize alternative strategies and investing techniques such as long/short, hedged equity and event driven, to name just a few. Often, alternative strategies seek to provide competitive returns relative to a given benchmark, while at the same time limiting downside risk in the event of a market downturn, although objectives vary widely depending on the type of strategy. In recent years, certain open-end mutual funds can now be classified as another type of alternative investment vehicle as they seek alternative-like exposure and these may be included in the Alternative Investments category. They are publicly offered and more accessible by a larger number of investors. Both types of alternative investment vehicles often seek investment returns that have lower correlation to traditional markets and increased diversification in an overall portfolio. However, unlike hedge funds, open-end mutual funds that seek alternative-like exposure do not require investor pre-qualifications, enable efficient tax reporting, are subject to lower investment minimums and lower fees, provide greater portfolio transparency, daily liquidity, and are required to provide daily NAV pricing. While alternative mutual funds offer some advantages, generally they must utilize a more limited investment universe and, therefore, will have relatively higher correlation with traditional market returns. Additionally, open-end mutual funds are statutorily limited in their use of leverage, short sales, and the use of derivative instruments as compared to hedge funds.

STATE OF NEVADA DIVISION OF MUSEUMS

Prepared on April 09, 2018 | Reporting Currency: USD

Potential benefits to hedge funds include greater flexibility in terms of seeking enhanced returns through the use of leverage, exposure to less liquid investments, and the more flexible use of complex instruments such as derivatives. Because of the differences noted above, performance for a mutual fund that seeks alternative-like exposure and its portfolio characteristics may vary from a hedge fund that is seeking a similar investment objective. Historically, hedge funds in certain categories have enjoyed a performance advantage relative to their mutual fund counterparts.

It is important to note in this report that Morgan Stanley categorizes both types of alternative investment vehicles under the category "Alternatives" in the asset classification based view and under the category "Other" in a Product based view. This differs from your official Morgan Stanley account statement, which assigns alternative mutual funds under the category of "Mutual Funds" and typical alternative investment vehicles such as hedge funds, under the category "Alternatives".

Please note that no formal trading markets exist for private alternative investments. They are generally illiquid and may not be currently priced and values may not necessarily have been reduced to reflect prior distributions. If values and prices are assigned to the investments, they are estimates, based on information typically received from the funds' general partners, managing members, sponsors, administrators, or advisors of the funds and/or underlying funds, are typically subject to change and are as-of a date prior to the date of this report. Where applicable, see the particular fund statement for the final prices. Values and prices may not be realized upon the sale or ultimate disposition of the securities. For investment in funds valued in non-US Dollar currencies, the valuations received have been converted to US Dollars using then prevailing foreign exchange rates. If index values are illustrated in the report, they may be more up to date than the data for the alternative investments illustrated. Private Alternative Investments listed in this report may not be in our possession, and are included solely as a service to the client, are not covered by the Securities Investor Protection Corporation (SIPC), and information contained herein is derived from an external service for which we are not responsible. If you have any questions regarding these investments, please contact your Financial Advisor.

GENERAL DEFINITIONS

Annualized Standard Deviation: A statistical calculation that measures the volatility of returns over time; the larger the standard deviation, the greater the volatility.

Dollar-Weighted Return (Internal Rate of Return): A return calculation that measures the actual performance of a portfolio over the reporting period. Since dollar weighted returns include the impact of client contributions and withdrawals, they should not be compared to market indices or used to evaluate the performance of a manager, but can be used to evaluate progress toward investment goals.

Investment Earnings: A combination of the income received and total portfolio value increase or decrease, excluding net contributions and withdrawals, over the reporting period.

Net Contributions/Withdrawals: The net value of cash and securities contributed to or withdrawn from the account(s) during the reporting period. Net contributions and withdrawals may include advisory fees for advisory accounts.

Net of Fees: Performance results depicted as "net" of fees shall mean that any wrap fee, investment management fees, trade commissions, and/or other account fees have been deducted. Any other fees or expenses associated with the account, such as third party custodian fees, may not have been deducted. Please see the Morgan Stanley Smith Barney LLC Form ADV Part 2 Brochure for advisory accounts and/or any applicable brokerage account trade confirmation statements for a full disclosure of the applicable charges, fees and expenses. Your Financial Advisor will provide those documents to you upon request.

Performance ineligible assets: Performance returns are not calculated for certain assets because accurate valuations and transactions for these assets are not processed or maintained by Morgan Stanley Smith Barney LLC. Common examples include life insurance and annuities as well as Manually Added and External accounts, assets and liabilities.

Time-Weighted Return: A return calculation that measures the investment performance of a portfolio over the reporting period. Time weighted returns do not include the impact of client contributions and withdrawals and therefore, may not reflect the actual rate of return the client received. Time weighted returns isolate investment actions and can be compared to benchmarks and used to evaluate the performance of a manager.

Total Value: "Total Value" represents the Market Value of the portfolio or Asset Class referenced and includes the accrual of interest and dividends. Total Value in the Asset Allocation view prior to January 2014 does not reflect the accrual of interest and dividends. Total Value for Morgan Stanley & Co. and External accounts also does not include accrued interest and dividends.

BENCHMARK DEFINITIONS

MSCI AC World Gross: The MSCI ACWI Index is a free float-adjusted market capitalization weighted index that is designed to measure the equity market performance of developed and emerging markets. The MSCI ACWI consists of 46 country indexes comprising 23 developed and 23 emerging market country indexes. The developed market country indexes included are: Australia, Austria, Belgium, Canada, Denmark, Finland, France, Germany, Hong Kong, Ireland, Israel, Italy, Japan, Netherlands, New Zealand, Norway, Portugal, Singapore, Spain, Sweden, Switzerland, the United Kingdom and the United States. The emerging market country indexes included are: Brazil, Chile, China, Colombia, Czech Republic, Egypt, Greece, Hungary, India, Indonesia, Korea, Malaysia, Mexico, Peru, Philippines, Poland, Qatar, Russia, South Africa, Taiwan, Thailand, Turkey, and United Arab Emirates (as of June 2014).

STATE OF NEVADA DIVISION OF MUSEUMS

Prepared on April 09, 2018 | Reporting Currency: USD

MSCI AC World ex US Gross: The MSCI ACWI Index is a free float-adjusted market capitalization weighted index that is designed to measure the equity market performance of developed and emerging markets. The MSCI ACWI consists of 46 country indexes comprising 23 developed and 23 emerging market country indexes. The developed market country indexes included are: Australia, Austria, Belgium, Canada, Denmark, Finland, France, Germany, Hong Kong, Ireland, Israel, Italy, Japan, Netherlands, New Zealand, Norway, Portugal, Singapore, Spain, Sweden, Switzerland, the United Kingdom and the United States. The emerging market country indexes included are: Brazil, Chile, China, Colombia, Czech Republic, Egypt, Greece, Hungary, India, Indonesia, Korea, Malaysia, Mexico, Peru, Philippines, Poland, Qatar, Russia, South Africa, Taiwan, Thailand, Turkey, and United Arab Emirates (as of June 2014). This index is excluding the United States.

Barclays Aggregate: The Barclays US Aggregate Bond Index is a broad-based flagship benchmark that measures the investment grade, US dollar-denominated, fixed-rate taxable bond market. The index includes Treasuries, government-related and corporate securities, MBS (agency fixed-rate and hybrid ARM pass-throughs), ABS and CMBS (agency and non-agency).

S&P 500 Total Return: The S&P 500 has been widely regarded as the best single gauge of the large cap U.S. equities market since the index was first published in 1957. The index has over \$5.58 trillion benchmarked, with index assets comprising approximately \$1.31 trillion of this total. The index includes 500 leading companies in leading industries of the U.S. economy, capturing 75% coverage of U.S. equities. This index includes dividend reinvestment.

Peter Barton

Subject: FW: NSMLV Wifi Dedication Ceremony

From: Sarah Hulme [mailto:sarah@nsmlv.org]
Sent: Saturday, May 12, 2018 6:31 PM
To: Peter Barton; Seth Schorr
Cc: ballison@gmail.com; mary@nsmlv.org; Dennis McBride
Subject: NSMLV Wifi Dedication Ceremony

Hi,

I did promise an update following our wifi dedication on Thursday, and am pleased to say it went very well! I have attached some photos of the guests, significant donors, speakers and the cutting of the CAT5 cable instead of a ribbon (Bryan's idea!).

The Friends particularly wanted to thank Bryan, who rescheduled his day to ensure he was there to represent the State Board, and very kindly said a few words on the Board's behalf, along with Mary Savage, Friends President, Ryan Draayer, owner of Hyper Networks, our corporate sponsor and technical provider, and Dennis McBride.

As well as allowing all visitors internet access - hopefully to tag us on social media too! We believe that the installation of wiifi will be a stepping stone to providing more technology based solutions and new guest experiences in the museum. There are exciting times ahead!!

Thank you to all of you for your ongoing support.

Regards,
Sarah, on behalf of all the Friends

Sarah Hulme
Board Member - Secretary
Friends of Nevada State Museum Las Vegas 501(c)(3)
FB - www.facebook.com/nsmlv.org
Website - www.nsmlv.org



DIVISION OF MUSEUMS AND HISTORY
BOARD PROPOSED ADMISSION FEES AND FREE ADMISSION DAYS
SFY 2019

	BOARD APPROVED SFY 2018	BOARD PROPOSED SFY 2019	SFY 2019
	Adults (18 and over)	Adults (18 and older)	Children (17 and under) ¹
Museums			
Nevada State Museum - Carson City	\$8.00	\$8.00	Free
Nevada State Railroad Museum - Carson City	\$6.00	\$6.00	Free
Nevada State Railroad Museum, Carson City: combination museum admission & train ride ²	\$15.00 for admission and unlimited train rides with wristband	\$15.00 for admission and unlimited train rides with wristband; members = \$9.00	Children 12 and over = \$9.00 Children 4-11 = \$5.00
Nevada State Railroad Museum - EERDM ³	See Note 3	See Note 3	Free
Nevada Historical Society: Exhibit Galleries	\$5.00	\$5.00	Free
Nevada State Museum - Las Vegas ²	See Note 2	See Note 2	Free
Lost City Museum	\$5.00	\$5.00	Free

Museums are open a minimum of five days per week; the schedule varies by location. Days of service were chosen so as to respect historical trends for best attendance days with available staff.

FREE ADMISSION DAYS

	May	September	October	November	December	
	Archaeological Week (1 day)	Smithsonian Day ⁵	Nevada Day ⁴	Veteran's Day	History for the Holidays	Blue Star Museum ⁷
Nevada State Museum - Carson City	N/A	X	X			Yes
Nevada State Railroad Museum - Carson City ⁸	N/A	X	X	X		Yes ⁹
Nevada State Railroad Museum, Boulder City ⁸	N/A		N/A	X		Yes
Nevada State Railroad Museum - EERDM	N/A		X			Yes
Nevada Historical Society	N/A		X		X	Yes
Nevada State Museum, Las Vegas	N/A	N/A	X			No
Lost City Museum	N/A	X	X		X	Yes

Schedule effective July 1, 2018

NOTES

¹ Children under the age of 18 must be admitted to museums without charge per NRS 381.0045(2).

² Fees are collected by LVSP with revenue transfer based on 10% of the sale of adult admissions sold by the LVSP on days the State museum is open with a guarantee of \$53,172 annually. Visitation in excess of the base guarantee of \$53,172 will result in the transfer of an additional 10% of all such admissions.

³ Until terminated by the Nevada Northern Railway in April 2017, patrons paid one entry fee to the Nevada Northern Railway complex, with \$2.00 for each adult being provided to the East Ely Depot Museum for their part of the visitor experience. Evidence of visitation was through a ticket stub retained by the EERDM staff. Discussions concerning fee collection for SFY 2019 are continuing.

⁴ Nevada Day is celebrated in 2018 on Friday, October 26th. Museums statewide will offer FREE admission on Friday the 26th. On account of the Nevada Day parade in Carson City on Saturday, October 27th, the Nevada State Museum, Carson City, and the Nevada State Railroad Museum, Carson City, will offer two free admission days: October 26th and 27th.

⁵ FREE admission only with coupon from Smithsonian magazine at participating museums.

⁶ Train Ride fares are not offered "FREE" except for Blue Star program subject to conditions noted in # 8, and NSRM-Carson City and NSRM-BC on Veteran's Day.

⁷ Blue Star Museum Program affords FREE admission to active duty service personnel and families (up to 5) from Memorial Day through Labor Day.

⁸ Blue Star program on museum admission only; not train rides at Carson City.

⁹ This is a new category aimed at increasing revenue during special events such as Halloween trains, Steam Punk, etc. For \$15.00 adults can have all-day museum admission and unlimited train rides with a wristband purchased at entry. Children are not charged for museum admission but do pay a reduced fee for train rides. In pilot testing, this program has proven to increase overall revenue and visitor on-site time.

BRIAN SANDOVAL Governor
PETER BARTON Administrator
DANIEL THIELEN Director, *Nevada State Railroad Museum, Carson City*

NEVADA MUSEUMS & HISTORY



June 4, 2018

To: Robert Stoldal, Chair, Board of Museums and History

Through: Peter Barton, Administrator, Division of Museums and History

From: Dan Thielen, Museum Director, Nevada State Railroad Museum,
CC

Re: Board Approved Fees: Veteran's Day admissions fee and ride
waiver

Source of funds impacted: Increase in general funds and dedicated trust funds. The NSRM requests offer free admission and ride fare for Veterans. The Museum is starting a Veteran's Day event that will have historic military equipment on display to honor those who have served in the armed forces of the United States. This is a new event on a holiday that is typically very quiet.

It is anticipated that each Veteran will bring one or more attendees. We estimate 200 additional unique visitors for about \$1000 dollars in increased revenue.

**NEVADA STATE RAILROAD MUSEUMS
BOARD PROPOSED TRAIN RIDE AND RELATED FEES
SFY 2019**

7/1/2018

Rate Category	NSRM-CC: 2018	BOARD PROPOSED SFY 2019	NSRM - BC: 2018	BOARD PROPOSED SFY 2019
Museum Admission				
Adult	\$6.00	\$6.00	N/A	N/A
Children (under 18) (NRS 381.0045(2))	No Charge	No Charge	N/A	N/A
Adult Special Event: museum admission & unlimited train rides/members	\$15.00	\$15.00/\$9.00	N/A	N/A
Child 12 -17 Special Event: museum admission (free) & unlimited train ride	\$9.00	\$9.00	N/A	N/A
Child 4 -11 Special Event: museum admission (free) & unlimited train rides	\$5.00	\$5.00	N/A	N/A
Steam Train				
Adult (age 12 and older)	\$8.00	\$8.00	N/A	N/A
Children (4-11)	\$4.00	\$4.00	N/A	N/A
Children (3 and younger)	No Charge	No Charge	N/A	N/A
Steam Train 2-hour rental when open	\$1,800.00	\$1,800.00	N/A	N/A
Steam Train 2-hour rental when closed	\$3,000.00	\$3,000.00	N/A	N/A
Edwards Motor Car				
Adult (age 12 and older)	\$4.00	\$4.00	N/A	N/A
Children (4-11)	\$2.00	\$2.00	N/A	N/A
Children (3 and younger)	No Charge	No Charge	N/A	N/A
School Groups (Adult Chaperones)	\$2.00	\$2.00	N/A	N/A
School Groups (Students)	\$1.00	\$1.00	N/A	N/A
Edwards motor car 2-hr rental when open (excludes McKeen car)	\$300.00	\$300.00	N/A	N/A
Edwards motor car 2-hr rental when closed (excludes McKeen car)	\$400.00	\$400.00	N/A	N/A
McKeen Motor Car				
Adult (age 12 and older)	\$8.00	\$8.00	N/A	N/A
Children (4-11)	\$4.00	\$4.00	N/A	N/A
Children (3 and younger)	No Charge	No Charge	N/A	N/A
McKeen motor car 2-hr rental	\$1,800.00	\$1,800.00	N/A	N/A
Hand Car (off-site for up to 4 hours)				
For-profit	\$75.00	\$75.00	N/A	N/A
Non-profit	\$45.00	\$45.00	N/A	N/A
Nevada Southern Railway				
Adults (age 12 and older)	N/A	N/A	\$10.00	\$10.00
Children (4-11)	N/A	N/A	\$5.00	\$5.00
Children (3 and younger)	N/A	N/A	No Charge	No Charge
Military (Blue Star Program)	N/A	N/A	No Charge	No Charge
School Field Trips (Mon-Fri) (minimum 30, per person rate, includes adult chaperones)	N/A	N/A	\$5.00 student & teacher/adult	\$5.00 student & teacher/adult
Groups (minimum of 12 to qualify for this rate)	N/A	N/A	\$7.00	\$7.00
"Engineer for an Hour" (CC-steam only program - 2 hours min)	\$500.00	\$500.00	\$250.00	\$250.00
Locomotive Cab Rides	\$25.00	\$25.00	\$35.00	\$35.00
Dining Car Rental (2 runs in regular train, includes 48 tickets)	N/A	N/A	\$500.00	\$500.00
Wedding Train (1 trip includes site rental for 4 hours)	N/A	N/A		\$1,000.00
Charter Train (2 hours, 2 runs, includes dining car in train)	N/A	N/A		\$500.00
Charter Train - Community Events (2 hours, 1 run, includes dining car in train - for Service Clubs, Chamber of Commerce, Art Commission)	N/A	N/A		\$250.00
Special Events				
Santa Train - December	\$5.00 per seat	\$5.00 per seat	\$6.00 per seat	\$10.00

Rates effective July 1, 2018



MEMORANDUM

To: Board of Museums and History

From: Peter Barton o/b/o Randy Hees, Director, NSRM-BC

Date: 5 June 2018

Re: 2019 Proposed Train Ride Fare Changes

Several modest, and one significant rate change is requested for Board consideration for the NSRM-BC in SFY 2019.

The most significant and impactful change requested would increase the Santa Train fare from the current \$6.00 per person to \$10.00 per person. Previous fare increases have not tamped down demand for the train which continues, on a regular basis, to sell out. With roughly 10,000 tickets available for Santa train, the gross increase is anticipated at \$40,000. As the fare increases over \$6.00 per person we will experience an increase in the ticket vendor handling cost, going from \$1.00 to \$2.00. Our net income increase is thus expected to be approximately \$30,000 [General Fund].

Other changes are requested, mainly to clarify existing rates, set minimums for pricing and group discounts.

New fare categories for charter trains, including a discounted rate for "community events" are proposed as is a new fare and fare specifications for "wedding" trains.

NEVADA MUSEUMS & HISTORY



May 24, 2018

Memo *Catherine E. Magee*

To: Board Members, Peter Barton, Carrie Edlefsen: Division of Museums and History

From: Catherine E. Magee, Director Nevada Historical Society

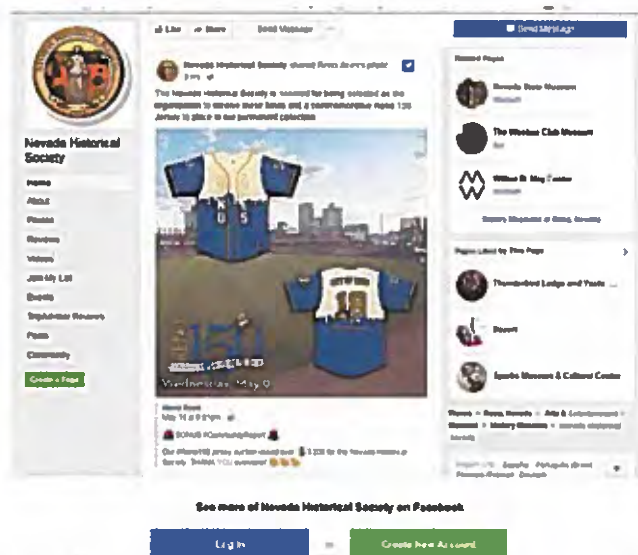
Re: Acceptance of restricted donation

I would like the Board to accept \$3822.45 donated by the Reno Aces for the Reno Gallery at NHS. The funds were raised from an auction during the Reno 150 Celebration on May 9, 2018.

Catherine E. Magee, PhD
Director, Nevada Historical Society

Approval: _____
Chairman, Board of Museums & History

Date





24 May 2018

Catherine Magee
Director, Nevada Historical Society
1650 N. Virginia Street
Reno, NV 89503

Dear Catherine:

On behalf of the Reno Aces and in Celebration of Reno's 150th Anniversary, we are presenting you with a check for \$3,822.45. We would like you to use these funds for the Reno Gallery at the Nevada Historical Society.

Sincerely,

A handwritten signature in black ink, appearing to read 'Jared Cooper'.

Jared Cooper
Community Relations Coordinator
jcooper@renoaces.com



STATE OF NEVADA
DEPARTMENT OF TOURISM and CULTURAL AFFAIRS
DIVISION OF MUSEUMS AND HISTORY
NEVADA STATE MUSEUM LAS VEGAS
309 SOUTH VALLEY VIEW BOULEVARD, LAS VEGAS, NEVADA 89107
(702) 486-5205 FAX (702) 486-5172

Date: May 23, 2018
To: Chairman
Board of Museums and History
From: Dennis McBride, Director
Nevada State Museum, Las Vegas
Re: new restricted donation/account

The Nevada State Museum, Las Vegas has received \$1,000 from Lois and Harold Larson to be deposited in restricted account 3905 [Costume and Textiles].

Dennis McBride
Dennis McBride, Director

05.23.2018
Date

Approval: _____
Chairman, Board of Museums and History

Date

Dennis McBride

From: Harold Larson [halorg@embarqmail.com]
Sent: Monday, May 14, 2018 2:28 PM
To: Dennis McBride
Cc: Karan Feder; Liisa Larson; Bridget Miller
Subject: Donation

Dennis, a \$1000.Donation check from Morgan Stanley should arrive soon.
Would like that to be available for costume and textile curations .[3905]
Karan Feder has been doing such an outstanding preservation documentation work.
Along with the many other outstanding exhibits you are hosting Thanks Harold

Morgan Stanley

1300 Thames Street Wharf, 4th Floor
Baltimore, MD 21231
Attn: Banking and Cash Services

0000249 01 MB 0.421 01 TR 00001 MSDDNPC1



NEVADA STATE MUSEUM
ATTN: DENNIS MCBRIDE
309 S VALLEY VIEW BLVD
LAS VEGAS NV 89102

Pursuant to client instructions, we have issued to you the attached check in the amount of \$1,000.00. Please direct any inquiries concerning this transaction to our Customer Interaction Center at 1-800-869-9926.

Check Date: 05/14/18
Check Number: 904559877
Payable to: NEVADA STATE MUSEUM
Transaction Type: Normal Distribution
Gross Amount: \$1,000.00
Federal Tax Withholding: \$0.00
State Tax Withholding: \$0.00
Net Amount of Check: \$1,000.00

PLEASE DETACH AND RETAIN THIS PORTION FOR YOUR RECORDS

DO NOT ACCEPT THIS DOCUMENT UNLESS A BLUE AND BROWN SECURITY BACKGROUND IS PRESENT. THE BACK OF THIS DOCUMENT CONTAINS A HEAT SENSITIVE SECURITY STRIP.

Morgan Stanley

1300 Thames Street Wharf, 4th Floor
Baltimore, MD 21231
Attn: Banking and Cash Services

BMO HARRIS BANK N.A.
ROSELLE, ILLINOIS

904559877

70-1558/719

MS ACCOUNT NUMBER: 766-1XXXX7-0

DATE: 05/14/18

FROM AN ACCOUNT HOLDER OF MORGAN STANLEY

PAY ONE THOUSAND DOLLARS AND 00 CENTS

\$ **1,000.00

TO THE ORDER OF NEVADA STATE MUSEUM
ATTN: DENNIS MCBRIDE
309 S VALLEY VIEW BLVD
LAS VEGAS NV 89102

Funds are Guaranteed

Morgan Stanley Smith Barney LLC
VOID 180 DAYS AFTER ISSUE DATE

NEVADA MUSEUMS & HISTORY



Memo

Date: May 15, 2018
To: Robert Stoldal, Chairman
Board of Museums & History
From: Myron Freedman, Director
Nevada State Museum – Carson City
Re: New Restricted Donation

The Nevada State Museum, Carson City, has received \$500.00 from Eugene Duncker for the Nevada State Museum's Education Fund. These funds will be held in the State Treasurer's Office and expended out of B/A 5036, Category 55.

Approval: _____
Chairman, Board of Museums & History

_____ Date



Memo

April 4, 2018

To: Eugene Duncker
From: Myron Freedman, Director, Nevada State Museum
Re: \$500 Donation

Eugene Duncker donates \$500 to the Nevada State Museum's Education Fund.

Nevada State Museum gratefully acknowledges receipt of this gift for the purposes stated above.

Thank you for your support!

Eugene Duncker

4.6.18

Date

Myron Freedman, Director, Nevada State Museum

4/4/18

Date

Please return one copy to the Nevada State Museum and retain the other copy for your records.

BRIAN SANDOVAL Governor
PETER BARTON Administrator
MYRON FREEDMAN Director, Nevada State Museum, Carson City

Agenda item 12-4

NEVADA MUSEUMS & HISTORY



April 4, 2018

Eugene Duncker
7121 Schulz Dr.
Carson City, NV 89701-8020

Dear Mr. Duncker:

On behalf of the Nevada State Museum and the Board of Museums and History I wish to thank you for the generous donation of \$500.00 made to the Nevada State Museum's Education Fund.

This gift supports the museum's role in preserving and celebrating Nevada's natural and cultural heritage and will serve to enrich the lives of many. Thank you again.

Sincerely,

Myron Freedman
Director

MF:hjp

Eugene C. Duncker
7121 Schulz Dr
Carson City, NV 89701-8020

94-77/1224

363

March 26 2018

Pay to the order of *Nevada State Museum* \$ *500⁰⁰*
Five Hundred & no/100 ————— Dollars

Nevada State Bank
P.O. Box 990
Las Vegas, NV 89125
www.nsbank.com

For *Education Dept. Eugene C. Duncker* ^{AP}



Memo

Date: May 15, 2018

To: Robert Stoldal, Chairman
Board of Museums & History

From: Myron Freedman, Director
Nevada State Museum – Carson City

Re: New Restricted Donation

The Nevada State Museum, Carson City, has received \$750.00 from the Carson City Cultural Commission for the Nevada State Museum's Special Events Fund. These funds will be held in the State Treasurer's Office and expended out of B/A 5036, Category 55.

Approval: _____
Chairman, Board of Museums & History

Date



Memo

March 21, 2018

To: Mark Salinas, Arts & Culture Coordinator
From: Myron Freedman, Director, Nevada State Museum
Re: \$750 Donation

The Carson City Cultural Commission donates \$750 to the Nevada State Museum's Special Events Fund/Lei Day program.

Nevada State Museum gratefully acknowledges receipt of this gift for the purposes stated above. If any funds remain after all Lei Day expenditures are satisfied, they will remain in the Special Events Restricted Fund for use with any future programming.

Thank you for your support!


Mark Salinas, Arts & Culture Coordinator

4-9-2018
Date


Myron Freedman, Director, Nevada State Museum

4/4/18
Date

Please return one copy to the Nevada State Museum and retain the other copy for your records.

BRIAN SANDOVAL Governor
PETER BARTON Administrator
MYRON FREEDMAN Director, Nevada State Museum, Carson City

NEVADA MUSEUMS & HISTORY



March 21, 2018


Mark Salinas
c/o Adams Hub for Innovation
111 W. Proctor St., Ste 9
Carson City, NV 89703

Dear Mr. Salinas:

On behalf of the Nevada State Museum and the Board of Museums and History I wish to thank the Carson City Cultural Commission for the generous donation of \$750.00 made to the Nevada State Museum's Special Events Fund/Lei Day program.

This gift supports the museum's role in preserving and celebrating Nevada's natural and cultural heritage and will serve to enrich the lives of many. Thank you again.

Sincerely,



Myron Freedman
Director

MF:hjp